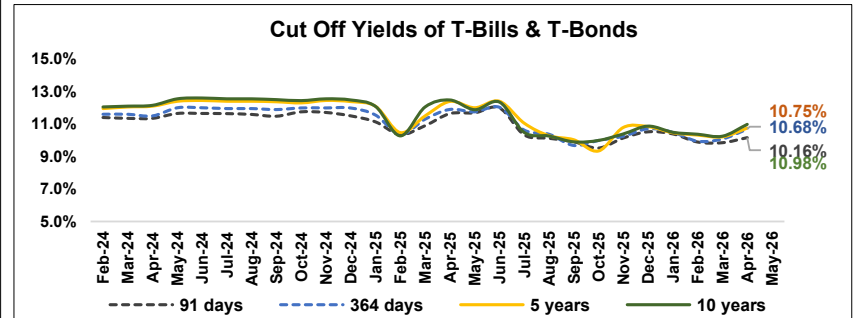
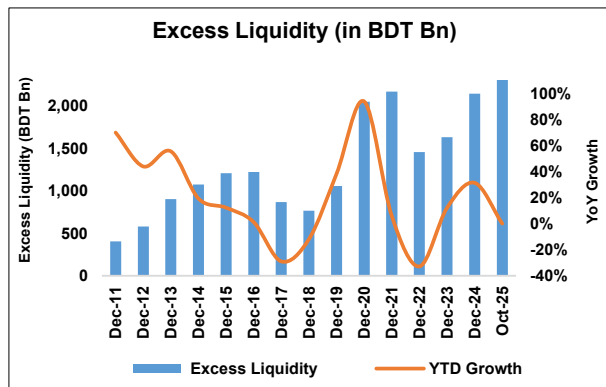
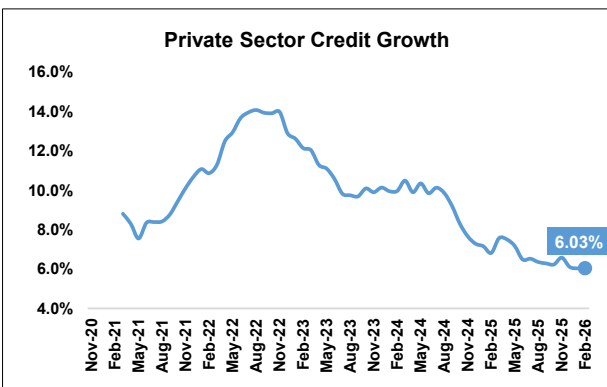
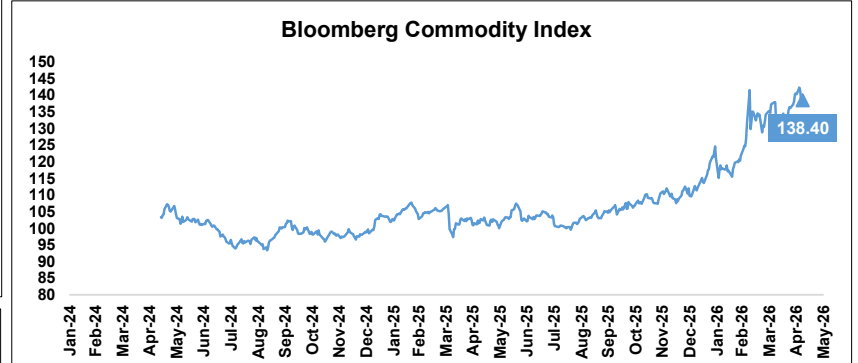
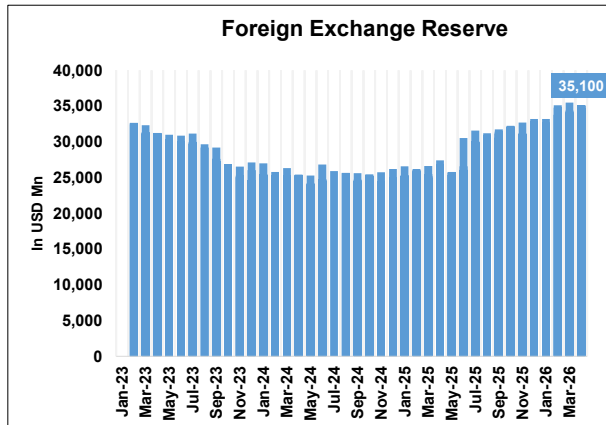
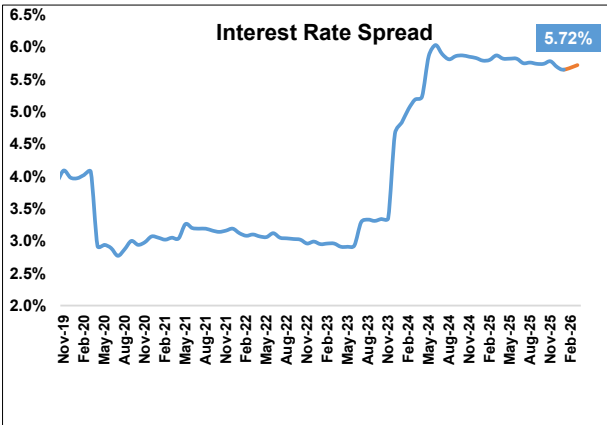
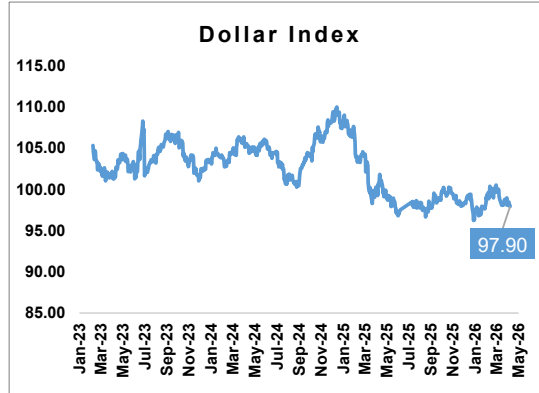
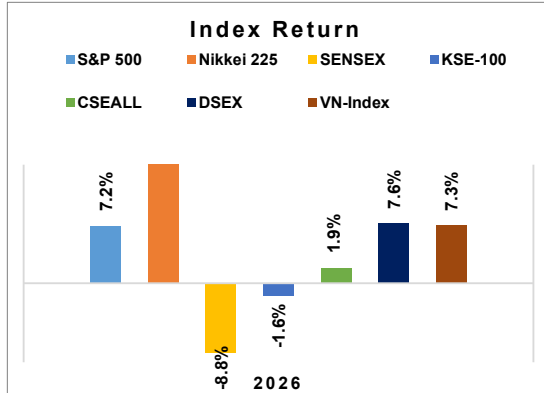
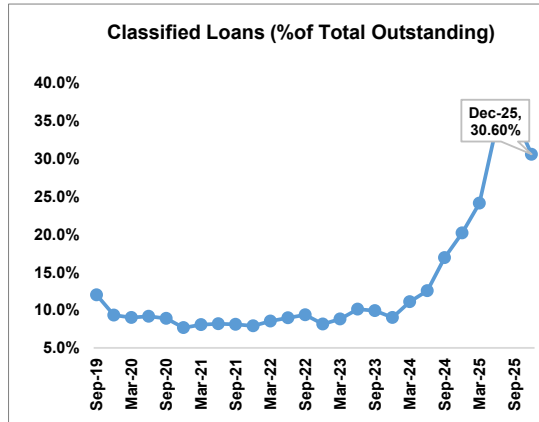
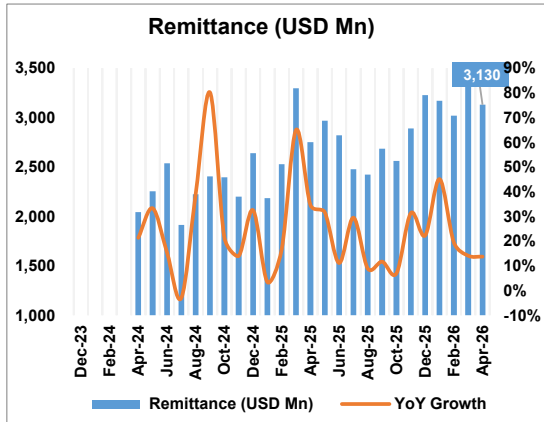
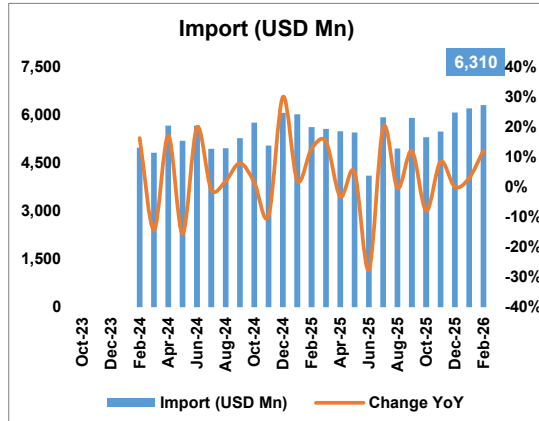
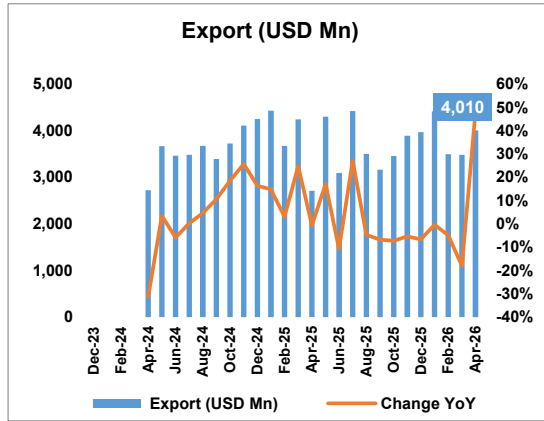


**Key Points :**

- Apr'26 Inflation: 8.59% (12M Average) ; 9.04% (Point to Point)
- Apr'26 Purchasing Managers' Index: 54.6 [Mar'26: 53.5]
- Trade Balance: USD -19,173 Mn (Jul-Mar'FY26)
- Current Account Balance: USD -397 Mn (Jul-Mar'FY26)
- Interest Rate Spread: 5.72% (Mar'26)
- Forex Reserve: USD 35.1 Bn (Apr 30, 2026) [USD 30.5 Bn per BPM6]
- Monthly Import Coverage: 6.30 [BPM6: 5.47]
- NBR Tax Revenue: BDT 2,879 Bn, +11.1% Growth YoY (Jul-Mar'FY26)
- Private Sector Credit Growth: +6.03% (Feb'26)
- Excess Liquidity: BDT 3,120 Bn, +45.58% Growth YTD (Oct'25)
- Remittance: USD 29,345 Mn, +19.60% Growth YoY (Jul-Apr'FY26)
- NPL Ratio: 30.60% (Dec'25)
- USD/BDT 1-year Change: -0.98%
- Net Sales of NSC\*: BDT -5.5 Bn, N/A Growth YoY (Jul-Feb'FY26)



Excess Liquidity is calculated by subtracting minimum required liquid assets (CRR & SLR) from total liquid assets



### Currency Return

	8-May-26	1 Year	6 Months	1 month	1 Week	1 Day
USD/BDT	122.70	-0.98%	-0.49%	0.16%	0.00%	0.00%
USD/INR	94.44	-9.43%	-6.07%	-1.97%	0.49%	-0.19%
USD/PKR	278.63	1.30%	1.44%	0.13%	0.07%	-0.01%
USD/VND	26,308.00	-1.31%	-0.03%	0.09%	0.18%	0.01%
USD/LKR	321.88	-6.97%	-5.41%	-1.94%	-0.59%	0.12%
USD/KHR	4,012.50	-0.24%	-0.06%	-0.19%	-0.06%	-0.01%

In USD Mn	Period	FY26	FY25	% Change
Export	Jul-Mar	32,383	33,865	-4.38%
Import	Jul-Mar	51,556	49,311	+4.55%
Trade Balance	Jul-Mar	-19,173	-15,446	N/M*
Current Account Balance	Jul-Mar	-397	-878	N/M*

In USD Mn	Period	FY26	FY25	% Change
LC - Capital Machinery	Jul-Mar	1,400	1,440	-2.78%
% of total		2.60%	2.68%	
LC - Intermediate Goods	Jul-Mar	3,270	3,430	-4.66%
% of total		6.06%	6.38%	
LC - Industrial Raw Materials	Jul-Mar	18,210	18,710	-2.67%
% of total		33.76%	34.81%	
LC - Petroleum	Jul-Mar	6,500	6,900	-5.80%
% of total		12.05%	12.84%	
Total LC Opening	Jul-Mar	53,940	53,750	+0.35%

Parameter	Date	Amount	Unit	YoY Change
Remittance	Apr 2026	3,130	USD Mn	+13.72%
Foreign Exchange Reserve	Apr 30, 2026	35,100	USD Mn	+28.05%
Net Sales of NSC	Jul-Feb'FY26	-5.5	BDT Bn	N/A
Broad Money	Feb-26	22,819	BDT Bn	+10.52%
Domestic Credit	Feb-26	24,138	BDT Bn	+11.30%
Private Sector Credit	Feb-26	17,860	BDT Bn	+6.03%
Call Money Rate	Apr 30, 2026	9.98%	Call Money Rate as on Apr 02, 2026: 9.78%	
Foreign Exchange Reserve to Monthly Import	FY Reserve* : Apr 30, 2026			6.30
	Import: LTM Avg.			

All the indices returns are price return except KSE-100  
\* N/M = Not Meaningful

Monthly Export Data collected from Export Promotion Bureau (EPB); Import Data from BB

\* FX Reserve based on BB's usual reporting

## IMPORTANT DISCLOSURES

**Analyst Certification:** Each research analyst and research associate who authored this document and whose name appears herein certifies that the recommendations and opinions expressed in the research report accurately reflect their personal views about any and all of the securities or issuers discussed therein that are within the coverage universe.

**Disclaimer:** Estimates and projections herein are our own and are based on assumptions that we believe to be reasonable. Information presented herein, while obtained from sources we believe to be reliable, is not guaranteed either as to accuracy or completeness. Neither the information nor any opinion expressed herein constitutes a solicitation of the purchase or sale of any security. As it acts for public companies from time to time, BRAC-EPL may have a relationship with the above mentioned company(s). This report is intended for distribution in only those jurisdictions in which BRAC-EPL is registered and any distribution outside those jurisdictions is strictly prohibited.

**Compensation of Analysts:** The compensation of research analysts is intended to reflect the value of the services they provide to the clients of BRAC-EPL. As with most other employees, the compensation of research analysts is impacted by the overall profitability of the firm, which may include revenues from corporate finance activities of the firm's Corporate Finance department. However, Research analysts' compensation is not directly related to specific corporate finance transaction.

**General Risk Factors:** BRAC-EPL will conduct a comprehensive risk assessment for each company under coverage at the time of initiating research coverage and also revisit this assessment when subsequent update reports are published or material company events occur. Following are some general risks that can impact future operational and financial performance: (1) Industry fundamentals with respect to customer demand or product / service pricing could change expected revenues and earnings; (2) Issues relating to major competitors or market shares or new product expectations could change investor attitudes; (3) Unforeseen developments with respect to the management, financial condition or accounting policies alter the prospective valuation; or (4) Interest rates, currency or major segments of the economy could alter investor confidence and investment prospects.

**AI Usage and Verification:** We use AI tools to assist with certain cases of data processing and drafting; however, all inputs, analyses, and outputs are reviewed, verified, and approved by qualified BRAC-EPL research analysts before publication. Where AI assistance is material, sections may be marked "AI-assisted." All published views, ratings, targets, and estimates are human-generated, fact-checked against source data, and documented under our internal audit controls. AI tools are used in compliance with our data governance and research-independence policies.

---

### BRAC EPL Research

Salim Afzal Shawon, CFA	Head of Research	<a href="mailto:salim@bracepl.com">salim@bracepl.com</a>	01708 805 221
Fahim Hassan	Research Analyst	<a href="mailto:fahim.hassan@bracepl.com">fahim.hassan@bracepl.com</a>	01709 636 546
Hossain Zaman Towhidi Khan	Research Analyst	<a href="mailto:hztowhidi.khan@bracepl.com">hztowhidi.khan@bracepl.com</a>	01708 805 224
Foysal Ahmed, CFA	Research Analyst	<a href="mailto:foysal.ahmed@bracepl.com">foysal.ahmed@bracepl.com</a>	01708 805 201
S M Toufique Imran	Research Analyst	<a href="mailto:smtoufique.imran@bracepl.com">smtoufique.imran@bracepl.com</a>	01708 805 228
Tasviha Taher Trishila	Research Associate	<a href="mailto:tasviha.trishila@bracepl.com">tasviha.trishila@bracepl.com</a>	01730 701 733

---

### International Trade and Sales

Kumaresh Saha	Chief Executive Officer (Acting)	<a href="mailto:kumaresh@bracepl.com">kumaresh@bracepl.com</a>	01730 358 007
---------------	----------------------------------	--	---------------

### BRAC EPL Research

[www.bracepl.com](http://www.bracepl.com)

Symphony, Plot No.: S.E.(F) – 9 (3rd Floor), Road No.: 142, Gulshan Avenue, Dhaka – 1212

Phone: +88 02 222282446-47

Fax: +88 02 222282452

E-Mail: [research@bracepl.com](mailto:research@bracepl.com)