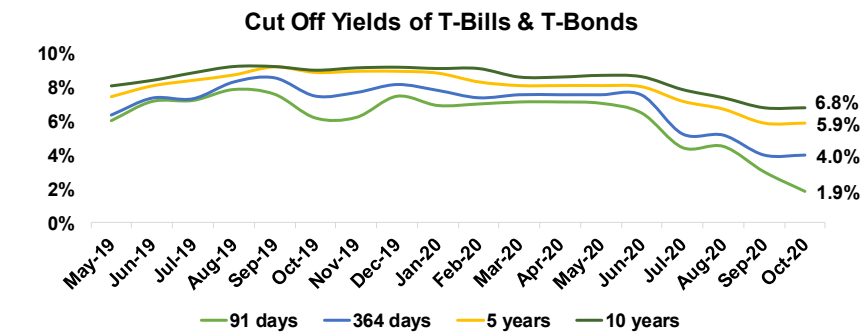
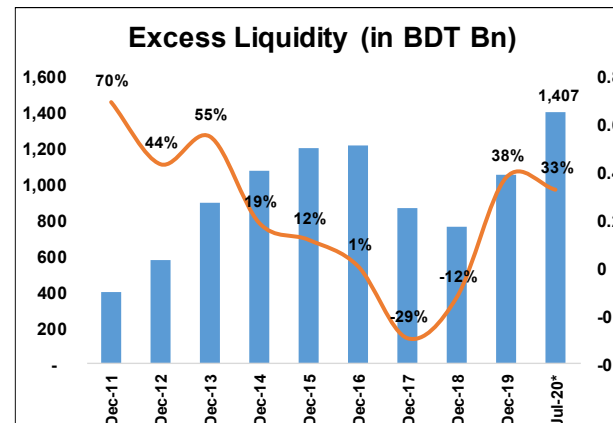
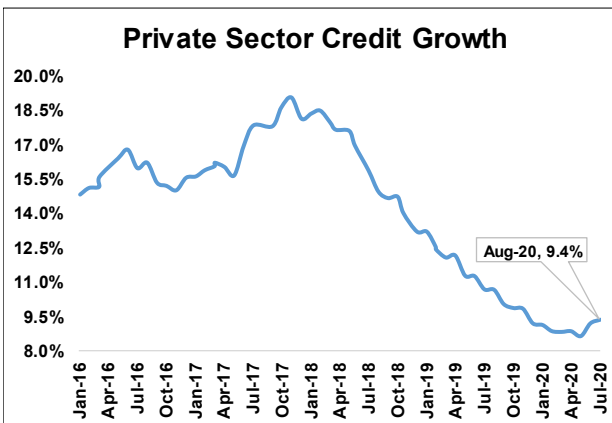
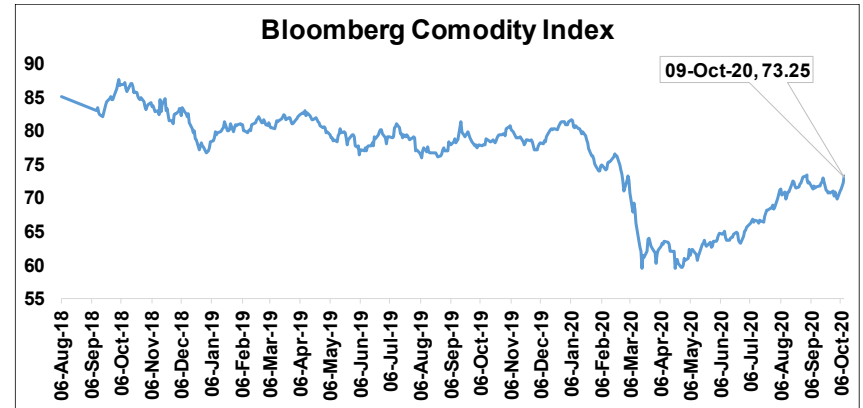
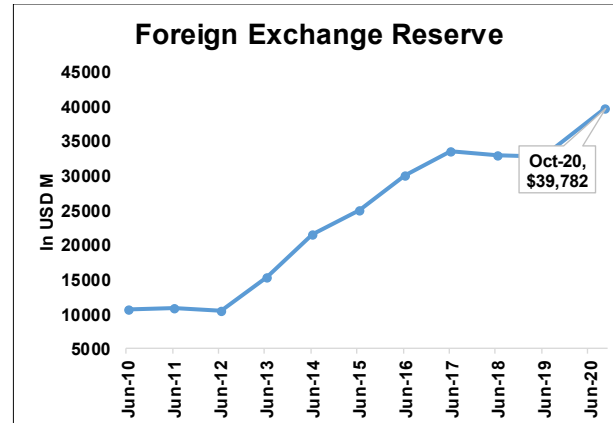
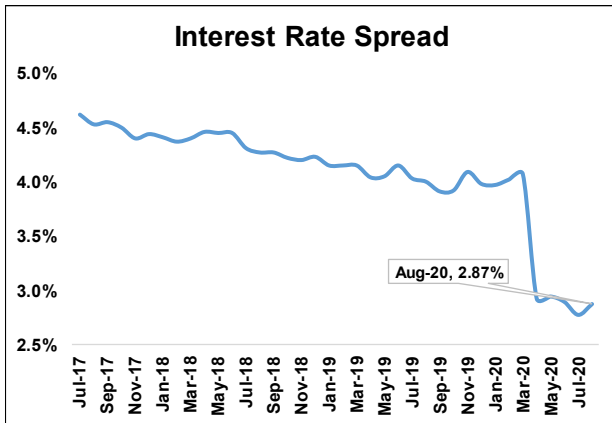


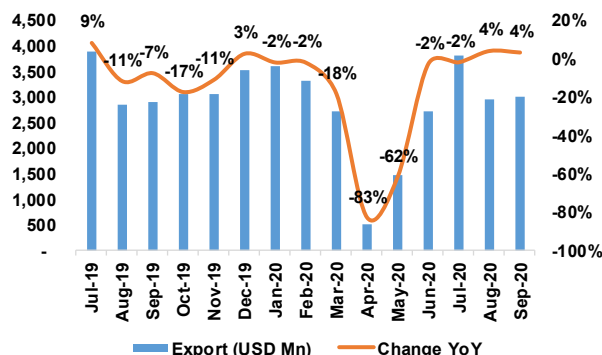
Key Points:

- 12-month average inflation: 5.97% (Sep'20)
- Point to Point inflation: 5.69% (Sep'20)
- Trade Balance: USD -696 Mn (Jul-Aug'20)
- Current Account Balance: USD 3,296 Mn (Jul-Aug'20)
- Interest Rate Spread: 2.87% (Aug'20)
- Foreign Exchange Reserve: USD 39.8 Bn (October 07, 2020)
- Monthly Import Coverage: 9.64
- NBR Tax Revenue: BDT 301.6 Bn, +0.17% Growth YoY (Jul-Aug'20)
- Private Sector Credit Growth: 9.4% (Aug'20)
- Excess Liquidity: BDT 1,407 Bn, +33% Growth YTD (Jul'20)
- Remittance: USD 15,511 Mn, 15.4% Growth YoY (Jan-Sep'20)
- NPL Ratio: 9.16% (Jun'20)
- BDT/USD 1-year Change: -0.04%
- Net Sales of NSC: BDT 164 Bn, -42.6% Growth YoY (Jan-Aug 2020)

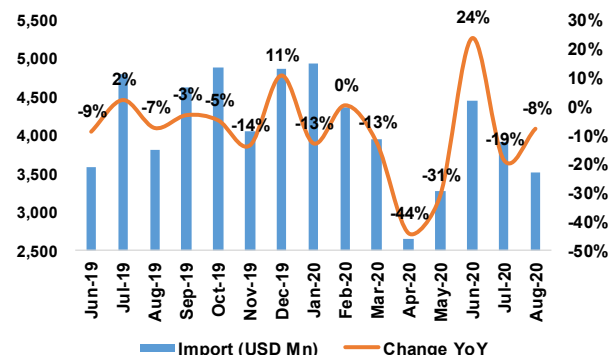


*As of July 2020, Growth rate is YTD
Excess Liquidity is calculated by subtracting minimum required liquid assets (CRR & SLR) from total liquid assets

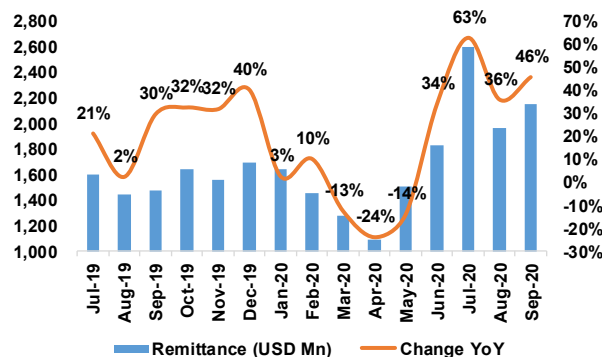
Export (USD Mn)



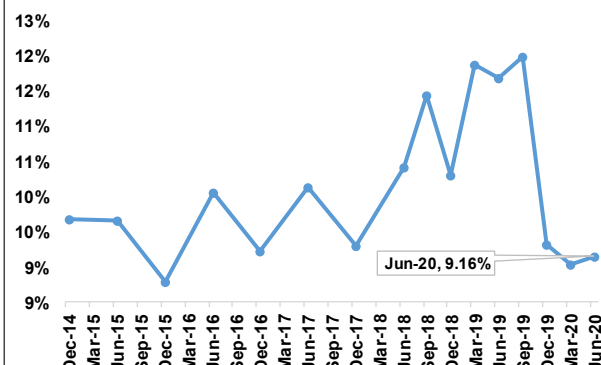
Import (USD Mn)



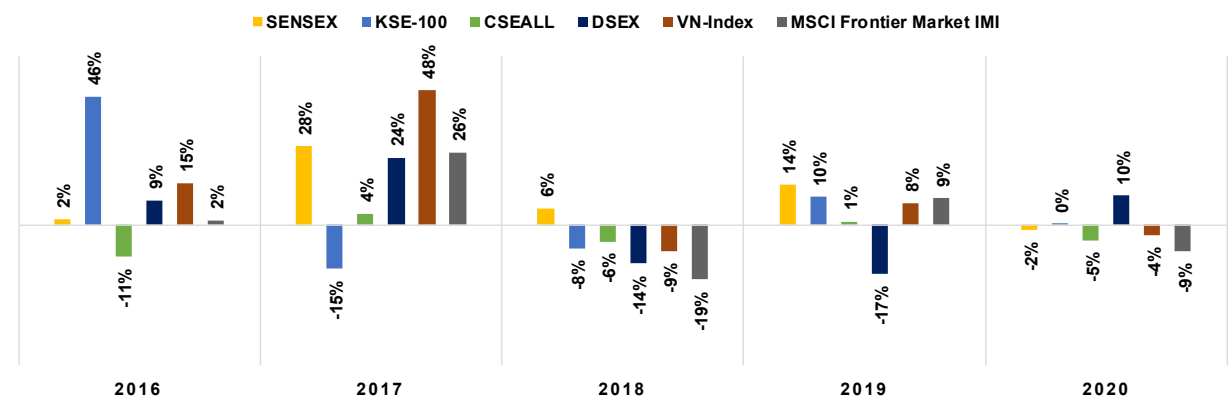
Remittance (USD Mn)



Classified Loans (% of Total Outstanding)



INDEX RETURN



Currency Return

	9-Oct-20	1 Year	6 Months	1 month	1 Week	1 Day
USD/BDT	84.63	-0.04%	0.22%	0.00%	0.00%	0.00%
USD/INR	73.01	-2.59%	4.51%	0.40%	0.38%	0.38%
USD/PKR	163.35	-4.04%	2.46%	1.58%	0.32%	0.03%
USD/VND	23,180.00	0.20%	1.33%	-0.02%	0.05%	0.05%
USD/LKR	184.20	-1.98%	3.69%	0.08%	0.11%	-0.03%
USD/KHR	4,094.00	-0.16%	-0.89%	-0.25%	0.10%	0.05%

In USD million

	Jul-Aug'20	Jul-Aug'19	% Change
Export	6,734	6,577	2.39%
Import	7,432	8,627	-13.85%
Trade Balance	-698	-2,050	65.95%
Current Account Balance	3,296	204	1515.69%
LC - Capital Machinery*	377	538	-29.82%
% of total	8.66%	10.56%	
LC - Industrial Raw Materials*	1,619	1,709	-5.24%
% of total	37.16%	33.54%	
LC - Petroleum & Petro Products*	199	439	-54.74%
% of total	4.56%	8.62%	
Total LC Opening*	4,357	5,095	-14.48%

*Jul'20 & Jul'19

Parameter

Parameter	Date	Amount	Unit	YoY Change
Remittance	2020 Jan-Sep	15,511	USD Mn	15.4%
Foreign Exchange Reserve	Oct 07, 2020	39,782	USD Mn	24.1%
Net Sales of NSC	2020 Jan-Aug	164	BDT Bn	-42.6%
Broad Money	Aug 20	14,154	BDT Bn	13.6%
Domestic Credit	Aug 20	13,264	BDT Bn	13.4%
Private Sector Credit	Aug 20	11,017	BDT Bn	9.4%
Call Money Weighted Average Rate	Oct 07, 2020	2.36%	Call Money Weighted Average Rate as on Sep 30, 2020: 2.66%	
Foreign Exchange Reserve to Monthly Import	FY Reserve: 07 Oct 2020 Import: LTM Avg.			9.64

IMPORTANT DISCLOSURES

Analyst Certification: Each research analyst and research associate who authored this document and whose name appears herein certifies that the recommendations and opinions expressed in the research report accurately reflect their personal views about any and all of the securities or issuers discussed therein that are within the coverage universe.

Disclaimer: Estimates and projections herein are our own and are based on assumptions that we believe to be reasonable. Information presented herein, while obtained from sources we believe to be reliable, is not guaranteed either as to accuracy or completeness. Neither the information nor any opinion expressed herein constitutes a solicitation of the purchase or sale of any security. As it acts for public companies from time to time, BRAC-EPL may have a relationship with the above mentioned company(s). This report is intended for distribution in only those jurisdictions in which BRAC-EPL is registered and any distribution outside those jurisdictions is strictly prohibited.

Compensation of Analysts: The compensation of research analysts is intended to reflect the value of the services they provide to the clients of BRAC-EPL. As with most other employees, the compensation of research analysts is impacted by the overall profitability of the firm, which may include revenues from corporate finance activities of the firm's Corporate Finance department. However, Research analysts' compensation is not directly related to specific corporate finance transaction.

General Risk Factors: BRAC-EPL will conduct a comprehensive risk assessment for each company under coverage at the time of initiating research coverage and also revisit this assessment when subsequent update reports are published or material company events occur. Following are some general risks that can impact future operational and financial performance: (1) Industry fundamentals with respect to customer demand or product / service pricing could change expected revenues and earnings; (2) Issues relating to major competitors or market shares or new product expectations could change investor attitudes; (3) Unforeseen developments with respect to the management, financial condition or accounting policies alter the prospective valuation; or (4) Interest rates, currency or major segments of the economy could alter investor confidence and investment prospects.

BRAC EPL Stock Brokerage Limited**Research**

Ayaz Mahmud, CFA	Head of Research	ayaz.mahmud@bracepl.com	01708 805 221
Sadman Sakib	Research Associate	sadman.sakib@bracepl.com	01730 727 939
Md. Rafiqul Islam	Research Associate	mrafiqulislam@bracepl.com	01708 805 229
Md. Mahirul Quddus	Research Associate	mmahirul.quddus@bracepl.com	01709 636 546

International Trade and Sales

Ahsanur Rahman Bappi	CEO (Acting)	bappi@bracepl.com	01730 357 991
----------------------	--------------	--	---------------

BRAC EPL Researchwww.bracepl.com

Symphony, Plot No.: S.E.(F) – 9(3rd Floor), Road No.: 142

Gulshan Avenue, Dhaka – 1212

Phone: + (880)-2-9852446-50

Fax: + (880)-2-9852451-52

E-Mail: research@bracepl.com