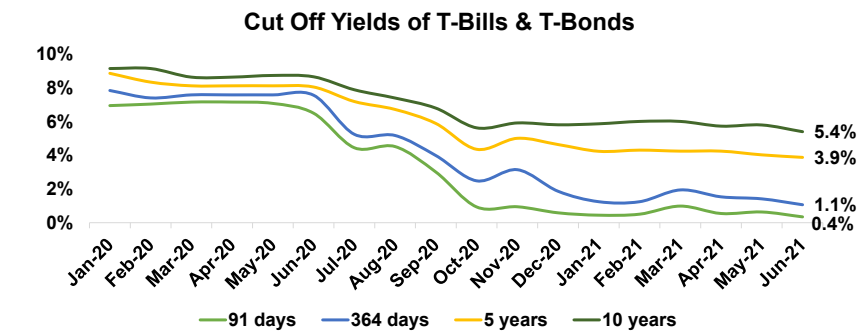
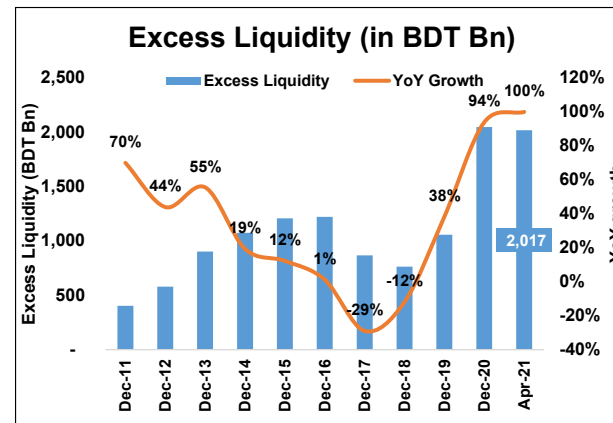
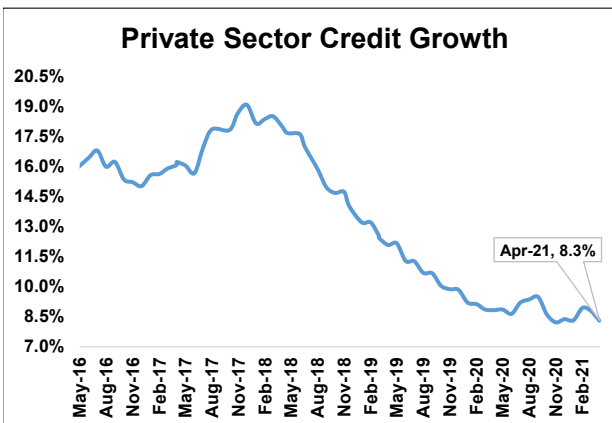
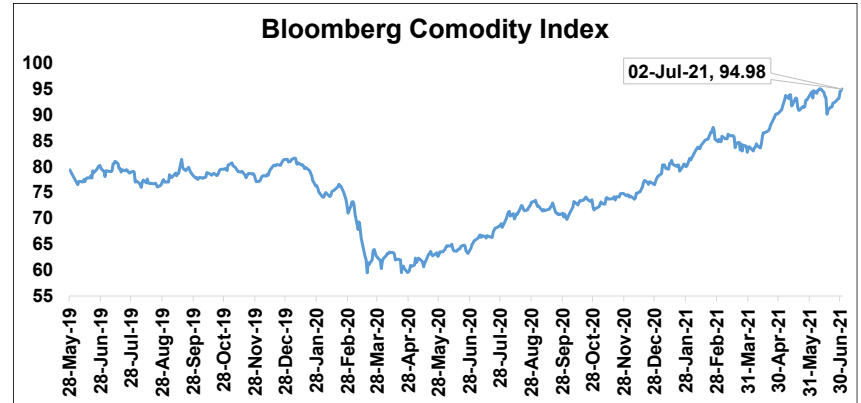
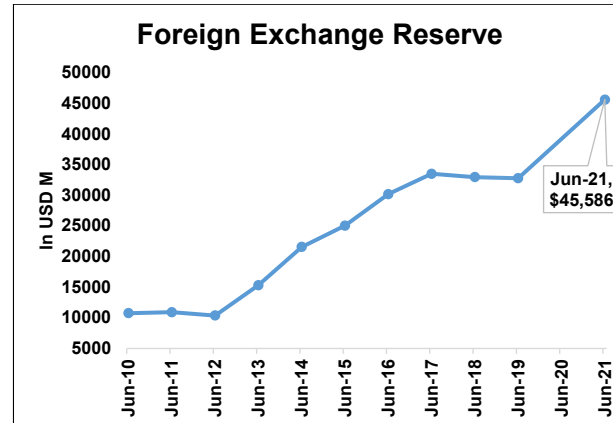
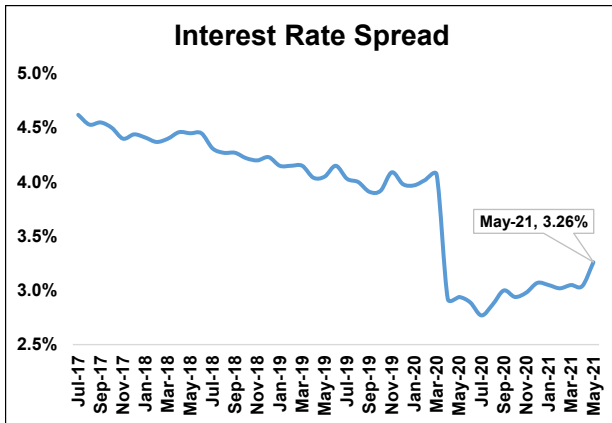
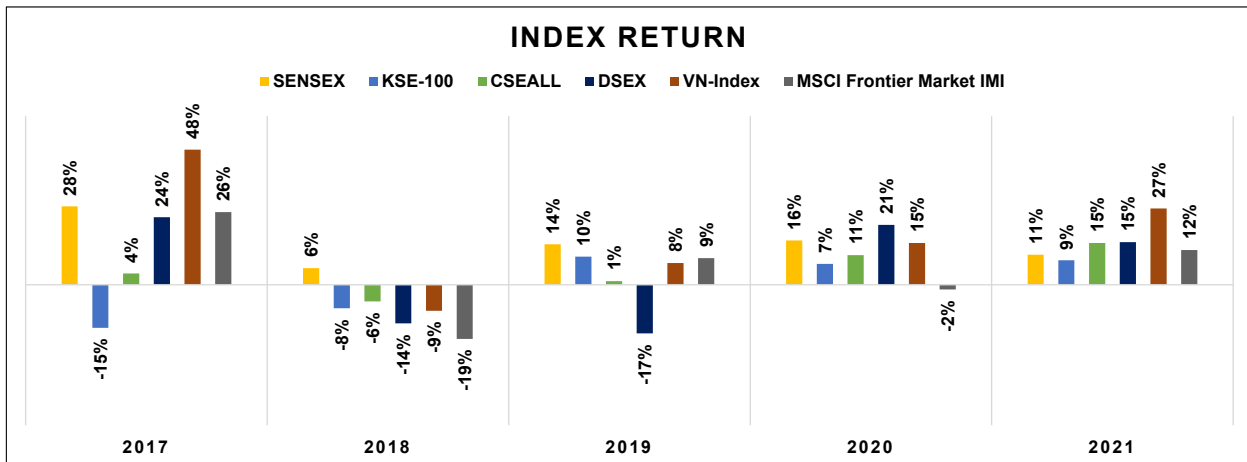
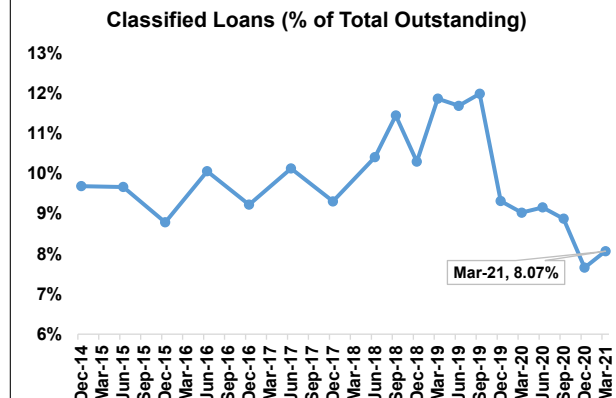
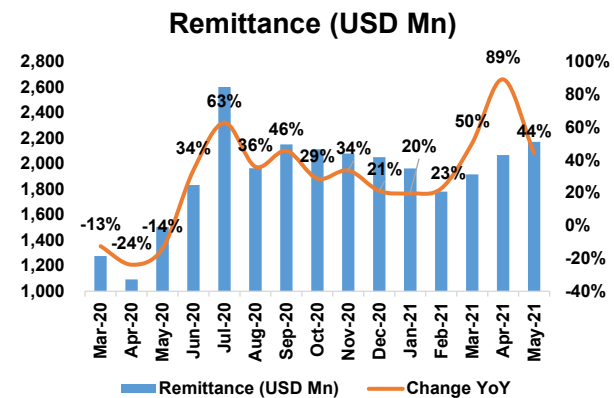
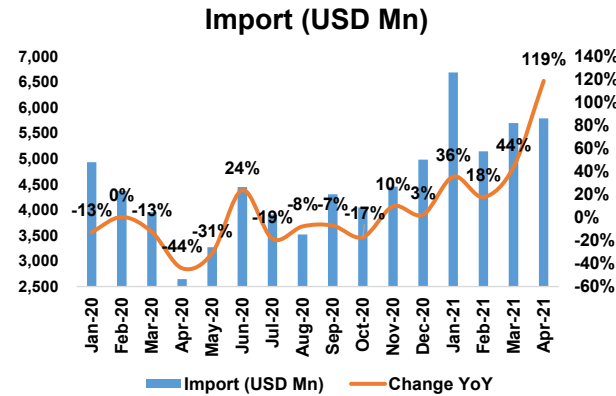
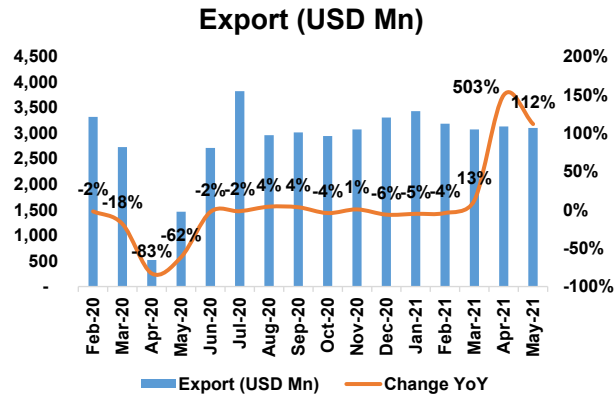


Key Points:

- 12-month average inflation: 5.59% (May'21)
- Point to Point inflation: 5.26% (May'21)
- Trade Balance: USD -19,848 Mn (Jul-May FY'21)
- Current Account Balance: USD -1,848 Mn (Jul-May FY'21)
- Interest Rate Spread: 3.26% (May'21)
- Foreign Exchange Reserve: USD 45.6 Bn (June 23, 2021)
- Monthly Import Coverage: 9.72
- NBR Tax Revenue: BDT 1,975.8 Bn, +12.87% Growth YoY (Jul-Apr'21)
- Private Sector Credit Growth: 8.3% (Apr'21)
- Excess Liquidity: BDT 2,017 Bn, +100% Growth YoY (Apr'21)
- Remittance: USD 22,855 Mn, 39.6% Growth YoY (Jul-May'21)
- NPL Ratio: 8.07% (Mar'21)
- BDT/USD 1-year Change: -0.09%
- Net Sales of NSC: BDT 347.7 Bn, 228.7% Growth YoY (Jul-Apr'21)



Excess Liquidity is calculated by subtracting minimum required liquid assets (CRR & SLR) from total liquid assets



Currency Return

	5-Jul-21	1 Year	6 Months	1 month	1 Week	1 Day
USD/BDT	84.81	-0.09%	-0.61%	-0.62%	-0.43%	0.00%
USD/INR	74.36	0.36%	-1.67%	-2.12%	-0.12%	0.00%
USD/PKR	157.70	5.26%	1.62%	-2.03%	0.03%	0.00%
USD/VND	22,994.00	0.91%	0.37%	0.03%	0.11%	0.00%
USD/LKR	198.50	-6.37%	-5.54%	-1.01%	0.00%	0.00%
USD/KHR	4,067.50	0.31%	-0.55%	0.06%	0.17%	0.14%

In USD million	Jul-Apr FY'21	Jul-Apr FY'20	% Change
Export*	34,386	30,174	13.96%
Import*	54,234	46,243	17.28%
Trade Balance*	-19,848	-16,069	-23.52%
Current Account Balance*	-1,848	-4,434	58.32%
LC - Capital Machinery	3,797	4,199	-9.59%
% of total	7.17%	9.08%	
LC - Industrial Raw Materials	19,111	16,129	18.48%
% of total	36.08%	34.89%	
LC - Petroleum & Petro Products	3,333	4,165	-19.97%
% of total	6.29%	9.01%	
Total LC Opening	52,962	46,232	14.56%

*Jul-May FY'21

Parameter	Date	Amount	Unit	YoY Change
Remittance	FY 2021 Jul-May	22,855	USD Mn	39.6%
Foreign Exchange Reserve	June 23, 2021	45,586	USD Mn	29.9%
Net Sales of NSC	2021 Jul-Apr	347.8	BDT Bn	228.7%
Broad Money	Apr 21	15,004	BDT Bn	13.1%
Domestic Credit	Apr 21	13,822	BDT Bn	8.5%
Private Sector Credit	Apr 21	11,643	BDT Bn	8.3%
Call Money Weighted Average Rate	June 23, 2021	2.27%		Call Money Weighted Average Rate as on June 16, 2021: 2.29%
Foreign Exchange Reserve to Monthly Import	FY Reserve: 23 June 2021 Import: LTM Avg.			9.72

IMPORTANT DISCLOSURES

Analyst Certification: Each research analyst and research associate who authored this document and whose name appears herein certifies that the recommendations and opinions expressed in the research report accurately reflect their personal views about any and all of the securities or issuers discussed therein that are within the coverage universe.

Disclaimer: Estimates and projections herein are our own and are based on assumptions that we believe to be reasonable. Information presented herein, while obtained from sources we believe to be reliable, is not guaranteed either as to accuracy or completeness. Neither the information nor any opinion expressed herein constitutes a solicitation of the purchase or sale of any security. As it acts for public companies from time to time, BRAC-EPL may have a relationship with the above mentioned company(s). This report is intended for distribution in only those jurisdictions in which BRAC-EPL is registered and any distribution outside those jurisdictions is strictly prohibited.

Compensation of Analysts: The compensation of research analysts is intended to reflect the value of the services they provide to the clients of BRAC-EPL. As with most other employees, the compensation of research analysts is impacted by the overall profitability of the firm, which may include revenues from corporate finance activities of the firm's Corporate Finance department. However, Research analysts' compensation is not directly related to specific corporate finance transaction.

General Risk Factors: BRAC-EPL will conduct a comprehensive risk assessment for each company under coverage at the time of initiating research coverage and also revisit this assessment when subsequent update reports are published or material company events occur. Following are some general risks that can impact future operational and financial performance: (1) Industry fundamentals with respect to customer demand or product / service pricing could change expected revenues and earnings; (2) Issues relating to major competitors or market shares or new product expectations could change investor attitudes; (3) Unforeseen developments with respect to the management, financial condition or accounting policies alter the prospective valuation; or (4) Interest rates, currency or major segments of the economy could alter investor confidence and investment prospects.

BRAC EPL Stock Brokerage Limited**Research**

Salim Afzal Shawon, CFA	Head of Research	salim@bracepl.com	01708 805 221
Anika Mafiz	Research Analyst	anika.mafiz@bracepl.com	01708 805 206
Sadman Sakib	Research Analyst	sadman.sakib@bracepl.com	01730 727 939
Md. Mahirul Quddus	Research Associate	mmahirul.quddus@bracepl.com	01709 636 546

International Trade and Sales

Ahsanur Rahman Bappi	Chief Executive Officer	bappi@bracepl.com	01730 357 991
----------------------	-------------------------	--	---------------

BRAC EPL Researchwww.bracepl.com

Symphony, Plot No.: S.E.(F) – 9(3rd Floor), Road No.: 142

Gulshan Avenue, Dhaka – 1212

Phone: + (880)-2-9852446-50

Fax: + (880)-2-9852451-52

E-Mail: research@bracepl.com