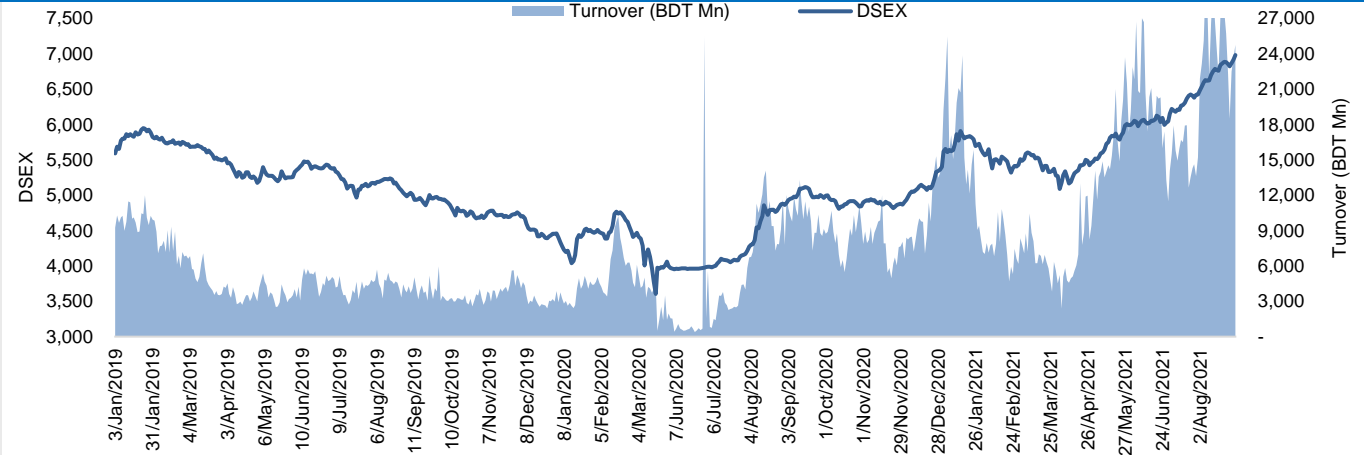


The market closed in green today. The benchmark index DSEX (+0.94%) gained 64.67 points and closed at 6,981.06. The bluechip index DS30 (+0.89%), the Shariah-based index DSES (+0.87%), and the large-cap index CDSET (+0.89%) closed at 2,496.84, 1,508.67, and 1,357.13 points, respectively. All the large-cap sectors posted positive performance today. NBF1 booked the highest gain of 1.56% followed by Fuel & Power (+0.95%), Engineering (+0.92%), Pharmaceutical (+0.71%), Bank (+0.61%), Telecommunication (+0.19%), and Food & Allied (-0.10%), respectively. Block trades contributed 2.8% of the overall market turnover. Bangladesh Export Import Company Ltd. (+3.9%) was the most traded share with a turnover of BDT 1,533 million.

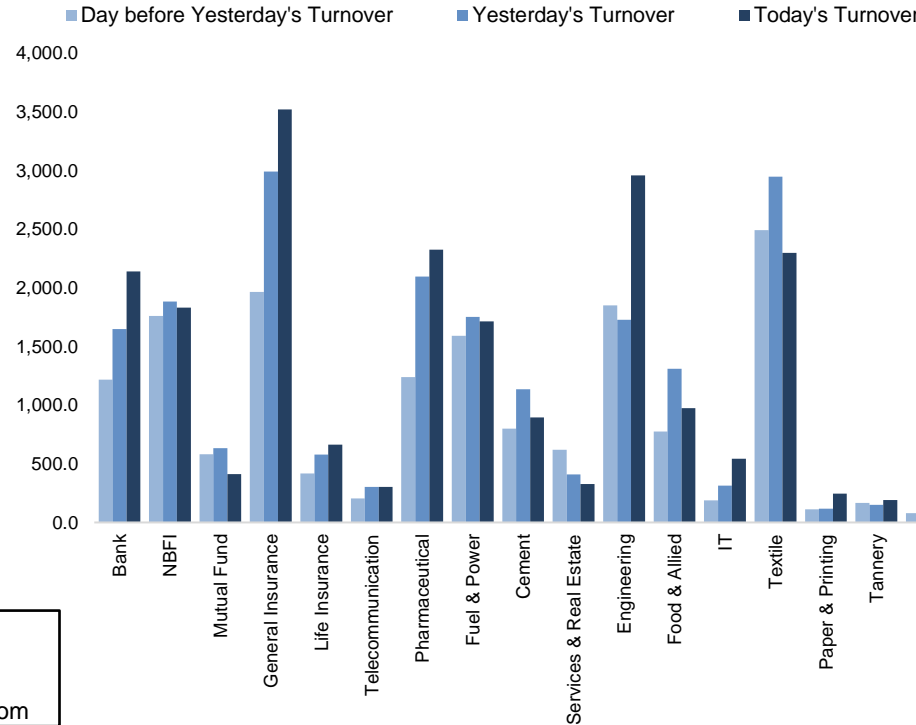


Index	Closing	Opening	Point Δ	%Δ	YTD %Δ
DSEX	6,981.06	6,916.39	+64.67	+0.94%	+29.2%
DS30	2,496.84	2,474.72	+22.12	+0.89%	+27.1%
DSES	1,508.67	1,495.67	+12.99	+0.87%	+21.5%
CDSET	1,357.13	1,345.18	+11.95	+0.89%	+20.8%

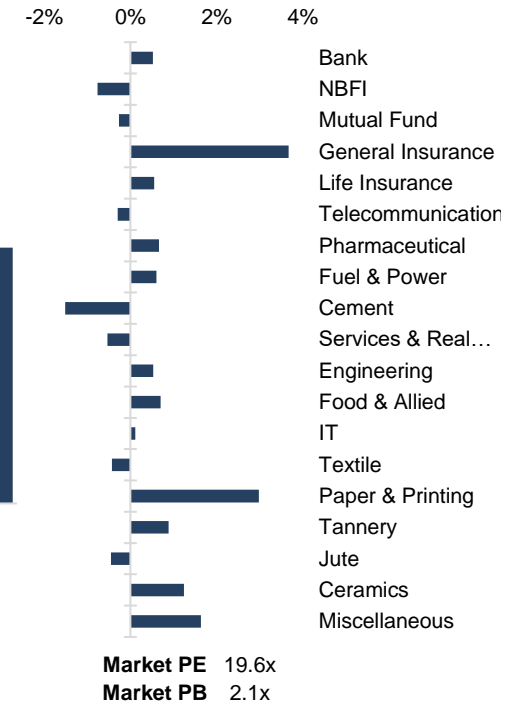
	Advanced	Declined	Unchanged	Total
All Category	237	105	31	373
A Category (Equity)	161	87	24	272
B Category (Equity)	47	9	3	59
N Category (Equity)	7	4	1	12
Z Category (Equity)	22	5	3	30
Mutual Funds	11	11	11	33
Corporate Bonds	2	0	0	2

		Today	Last Day	Daily %Δ
Mcap	Mn BDT	5,637,156	5,600,998	
	Mn USD	66,164	65,739	+0.6%
Turnover	Mn BDT	24,743	23,664	+4.6%
	Mn USD	290	278	
Volume	Mn Shares	636	599	+6.2%
No. of Trade		340,045	332,533	+2.3%

**Figure: Sectorial Turnover (BDT Mn)**



**Figure: Sectorial Mcap Change**



<b>Nazmus Saadat, CFA</b> Research Analyst (880) 1708805229 nazmus.saadat@bracepl.com	<b>Anika Mafiz</b> Research Analyst (880) 1708805206 anika.mafiz@bracepl.com
--	---

Sector Index	Closing	Opening	Points Δ	%Δ	No. of Companies	Mcap (BDT Mn)	% of Total Mcap	Turnover (BDT Mn)	% of Total Turnover	PE	PB	Top Twenty Market Cap	Mcap (BDT Mn)	% of Total Mcap	Turnover (BDT Mn)	PE	PB
Bank	1,651	1,643	+8.53	+0.52%	32	730,733	14.4%	2,141.3	8.9%	8.7x	0.9x	GP	489,214	9.6%	62.4	13.3x	9.8x
NBFI	2,467	2,486	-19.04	-0.77%	23	251,337	4.9%	1,831.6	7.6%	21.8x	4.0x	WALTONHIL	425,190	8.4%	66.1	25.9x	4.5x
Mutual Fund	1,072	1,075	-2.87	-0.27%	37	48,690	1.0%	411.9	1.7%	NM	1.0x	BATBC	315,954	6.2%	342.6	23.4x	8.5x
General Insurance	5,864	5,657	+207.89	+3.68%	38	152,846	3.0%	3,519.8	14.6%	26.0x	2.8x	ROBI	222,088	4.4%	129.5	NM	3.4x
Life Insurance	2,846	2,831	+15.59	+0.55%	13	78,709	1.6%	664.1	2.8%	NM	NM	SQURPHARMA	203,352	4.0%	144.0	14.0x	2.4x
Telecommunication	6,255	6,274	-18.56	-0.30%	3	741,942	14.6%	303.0	1.3%	18.6x	6.0x	UPGDCL	170,083	3.3%	37.0	17.6x	5.6x
Pharmaceutical	3,935	3,909	+25.83	+0.66%	31	723,228	14.2%	2,326.3	9.6%	23.7x	2.9x	RENATA	138,971	2.7%	11.4	30.2x	5.7x
Fuel & Power	1,927	1,915	+11.56	+0.60%	23	540,836	10.7%	1,714.4	7.1%	14.3x	1.6x	ICB	107,899	2.1%	101.3	52.4x	2.4x
Cement	2,608	2,648	-40.10	-1.51%	7	149,904	3.0%	894.0	3.7%	21.8x	3.2x	BEXIMCO	101,302	2.0%	1,532.9	27.9x	1.5x
Services & Real Estate	1,194	1,201	-6.41	-0.53%	8	46,185	0.9%	328.6	1.4%	NM	1.0x	BXPBARMA	91,988	1.8%	445.5	20.2x	2.6x
Engineering	5,351	5,322	+28.41	+0.53%	42	665,075	13.1%	2,959.3	12.3%	24.5x	2.6x	LHBL	91,400	1.8%	383.7	25.0x	5.0x
Food & Allied	23,928	23,762	+165.94	+0.70%	20	421,242	8.3%	975.0	4.0%	31.4x	9.1x	BERGERPBL	82,794	1.6%	12.9	24.9x	7.2x
IT	3,319	3,315	+3.88	+0.12%	11	39,869	0.8%	543.0	2.3%	36.8x	2.8x	MARICO	73,152	1.4%	27.1	22.9x	26.9x
Textile	1,625	1,632	-6.98	-0.43%	58	177,110	3.5%	2,299.3	9.5%	NM	1.2x	BRACBANK	66,407	1.3%	60.7	11.4x	1.3x
Paper & Printing	6,886	6,687	+199.53	+2.98%	6	20,435	0.4%	246.2	1.0%	54.7x	1.4x	DUTCHBANGL	51,043	1.0%	51.6	9.4x	1.5x
Tannery	2,412	2,391	+21.26	+0.89%	6	26,964	0.5%	191.7	0.8%	NM	2.7x	SUMITPOWER	49,763	1.0%	78.4	8.9x	1.4x
Jute	9,416	9,459	-42.96	-0.45%	3	2,424	0.0%	58.2	0.2%	NM	17.6x	ISLAMIBANK	47,656	0.9%	24.2	9.9x	0.8x
Ceramics	722	713	+8.89	+1.25%	5	36,557	0.7%	533.6	2.2%	41.6x	2.4x	BEACONPHAR	47,517	0.9%	17.9	47.1x	9.1x
Miscellaneous	4,237	4,169	+68.40	+1.64%	14	223,906	4.4%	2,180.8	9.0%	29.5x	2.2x	TITASGAS	45,109	0.9%	73.4	12.5x	0.6x
												POWERGRID	42,193	0.8%	329.0	19.5x	0.7x

Top Ten Gainers	Close Price (BDT)	Δ%	Turnover (BDT Mn)	PE	PB
TAMIJTEX	125.6	+10.0%	8.5	NM	1.5x
SAMATALETH	101.4	+10.0%	32.4	NM	7.1x
ACTIVEFINE	25.4	+10.0%	335.1	NM	1.2x
PREMIERCER	91.0	+9.9%	304.5	17.2x	1.2x
HAKKANIPUL	92.2	+9.9%	111.5	67.1x	3.7x
IMAMBUTTON	41.2	+9.9%	10.3	NM	8.6x
DOMINAGE	33.6	+9.8%	182.5	18.8x	2.0x
DESHBANDHU	22.7	+9.7%	94.7	NM	2.2x
TALLUSPIN	15.0	+9.5%	11.7	NM	1.3x
MONNOCERA	161.8	+9.3%	230.8	NM	2.8x

Top Ten Losers	Close Price (BDT)	Δ%	Turnover (BDT Mn)	PE	PB
GREENDELMEF	8.7	-9.4%	7.6	NM	1.0x
DBH1STMF	8.8	-9.3%	1.3	NM	1.0x
PURABIGEN	50.4	-5.6%	259.9	38.1x	3.9x
BEACHHATCH	28.8	-4.3%	24.5	NM	2.9x
AMANFEED	73.9	-4.3%	251.5	27.7x	2.0x
JANATAINS	59.6	-3.9%	144.1	48.5x	4.2x
KARNAPHULI	48.9	-3.0%	155.5	28.8x	2.6x
TAKAFULINS	60.6	-2.7%	17.4	29.0x	3.2x
SHURWID	25.1	-2.7%	71.3	11.4x	2.0x
REPUBLIC	61.3	-2.7%	88.8	27.6x	3.9x

Top Twenty Free Float Mcap	Free Float Mcap (BDT Mn)	% of Total Free Float Mcap	PE	PB
SQURPHARMA	133,053	7.1%	14.0x	2.4x
BATBC	83,570	4.4%	23.4x	8.5x
BEXIMCO	70,355	3.7%	27.9x	1.5x
RENATA	67,846	3.6%	30.2x	5.7x
BXPBARMA	64,226	3.4%	20.2x	2.6x
GP	48,921	2.6%	13.3x	9.8x
BRACBANK	35,700	1.9%	11.4x	1.3x
BEACONPHAR	33,260	1.8%	47.1x	9.1x
LHBL	32,283	1.7%	25.0x	5.0x
EBL	24,775	1.3%	6.8x	1.2x
ISLAMIBANK	23,200	1.2%	9.9x	0.8x
ROBI	22,098	1.2%	NM	3.4x
OLYMPIC	21,225	1.1%	16.9x	4.0x
CITYBANK	20,272	1.1%	5.4x	1.0x
NBL	18,887	1.0%	8.8x	0.5x
SUMITPOWER	18,308	1.0%	8.9x	1.4x
IFIC	18,149	1.0%	15.7x	1.0x
PUBALIBANK	17,542	0.9%	6.7x	0.6x
UPGDCL	17,008	0.9%	17.6x	5.6x
ALARABANK	16,280	0.9%	12.2x	1.2x

Most Traded Share	Close Price (BDT)	Δ%	Turnover (BDT Mn)	PE	PB
BEXIMCO	115.6	+3.9%	1,532.9	27.9x	1.5x
BNICL	158.4	+1.8%	591.3	43.9x	7.6x
BXPBARMA	206.2	+2.6%	445.5	20.2x	2.6x
GPHISPAT	55.8	-0.5%	408.6	20.6x	3.0x
LHBL	78.7	+0.3%	383.7	25.0x	5.0x
BATBC	585.1	-0.3%	342.6	23.4x	8.5x
ACTIVEFINE	25.4	+10.0%	335.1	NM	1.2x
POWERGRID	59.2	+3.1%	329.0	19.5x	0.7x
IFIC	16.9	+2.4%	312.4	15.7x	1.0x
SSSTEEL	24.9	+2.9%	309.4	11.1x	1.3x

Block Trade	Maximum Price (BDT)	Minimum Price (BDT)	Turnover (BDT Mn)	Quantity ('000)	No. of Trade
AAMRANET	52.0	52.0	0.5	10	1
ACI	305.0	305.0	0.6	2	1
ACTIVEFINE	23.5	23.5	1.2	50	1
ALIF	16.7	16.7	0.6	35	1
AMANFEED	81.0	77.9	1.3	17	2
ANWARGALV	345.0	342.0	143.6	419	10
ASIAINS	112.0	112.0	1.0	9	1
BATBC	588.6	585.0	28.3	48	13
BDFINANCE	57.5	57.4	229.2	3,992	2
BENGALWTL	32.0	32.0	3.2	100	1

\*NBFI Sector PE calculation methodology has been modified to reflect positive earnings only.

Block Trade	Maximum Price (BDT)	Minimum Price (BDT)	Turnover (BDT Mn)	Quantity ('000)	No. of Trade
BEXIMCO	122.2	113.0	31.9	270	3
BRACBANK	47.6	47.6	23.8	500	4
BSRMLTD	93.0	93.0	0.7	8	1
BXPHARMA	203.0	184.0	7.1	37	3
DELTALIFE	145.0	145.0	0.6	4	1
DOMINAGE	33.0	29.0	1.9	62	2
EASTERNINS	125.0	125.0	1.0	8	1
EASTRNLU	1,665.0	1,665.0	1.7	1	1
FIRSTFIN	9.2	9.2	0.9	100	1
FORTUNE	62.0	62.0	15.5	250	1
GBBPOWER	45.0	43.0	3.8	88	4
GENEXIL	123.7	123.7	2.4	20	3
GPHISPAT	52.8	52.8	2.3	44	1
GREENDEL	124.3	124.3	1.4	11	1
ICBSONALI	8.2	8.2	0.8	100	1
IFIC	15.6	15.6	0.8	50	1
KAY&QUE	305.0	285.0	40.8	143	10
MATINSPI	60.0	60.0	1.6	27	1
AAMRANET	147.0	145.0	2.8	20	3
NBL	8.5	8.5	0.6	70	1
NORTHRINS	64.0	64.0	21.1	330	1
NRBCBANK	28.2	28.2	1.0	37	1
ORIONPHARM	74.0	74.0	0.6	8	1
PARAMOUNT	99.1	99.1	1.4	14	1
PHOENIXFIN	35.0	35.0	0.7	20	1
PIONEERINS	150.0	150.0	1.5	10	1
PREMIERCEM	87.2	82.5	7.8	91	5
RDFOOD	46.0	46.0	12.6	275	1
RELIANCINS	110.1	110.1	1.1	10	1
RUPALIINS	52.8	52.8	1.7	33	1
SAIFPOWER	33.0	33.0	1.3	39	1
<b>Total</b>			<b>620.182</b>	<b>20</b>	<b>100</b>

**Important DSE News**
**JAMUNAOIL**

The Company has informed that for the expansion of business, the Company has signed an agreement with BEXIMCO LPG (Unit-1) Limited, to sale LPG (Auto gas) by establishing LPG (Auto gas) Refueling Station parallel to the sale of Petroleum Oil through Company's registered Filling Stations. As per the agreement, the Company will receive royalty/commission of Tk. 0.50 against per Liter sale of LPG (Auto gas).

**EIL**

(Q2 Un-audited): The Company has further informed that EPS was Tk. 0.37 instead of 0.56 for April-June 2021. All other information will remain unchanged.

**OLYMPIC**

The Company has informed that Mrs. Safinaz Bhai, one of the Directors of the Company passed away on 05.01.2020. Her present holding is 40,00,047 shares. From these shares 14,75,977 shares will be transmitted to the account of her sons namely Ahad Mohammad Bhai (5,16,592 shares), Omar Mohammad Bhai (5,16,592 shares) and daughter Leia Bhai (4,42,793 shares), by way of nomination.

**CENTRALINS**

Alhaj Md. Shahjahan, one of the Sponsors of the company, has expressed his intention to transfer 9,89,208 shares out of his total holding of 10,63,398 shares of the Company to his son Mr. Sarwar Jahan, by way of gift outside the trading system of the Exchange within next 30 working days from the date of issuance of approval letter by DSE.

**Upcoming Corporate Events**

DSE Ticker	Right Share	Dividend		Event	Date
		Stock	Cash		
GSPFINANCE	-	5.5%	5.5%	Record Date	07-Sep-21
ATCSLGF	-	0.0%	15.0%	Record Date	07-Sep-21

**Disclaimer:** This report has been prepared by BRAC EPL Stock Brokerage Ltd and is provided for information purposes. It is not, under any circumstances, to be used or considered as an offer to sell, or a solicitation of any offer to buy. Reasonable care has been taken to ensure that the information is not untrue and misleading. BRAC EPL Stock Brokerage Ltd makes no representation or warranty as to the accuracy or completeness of such information. All opinions and estimates included in this report constitute our judgment as of this date and are subject to change without notice.