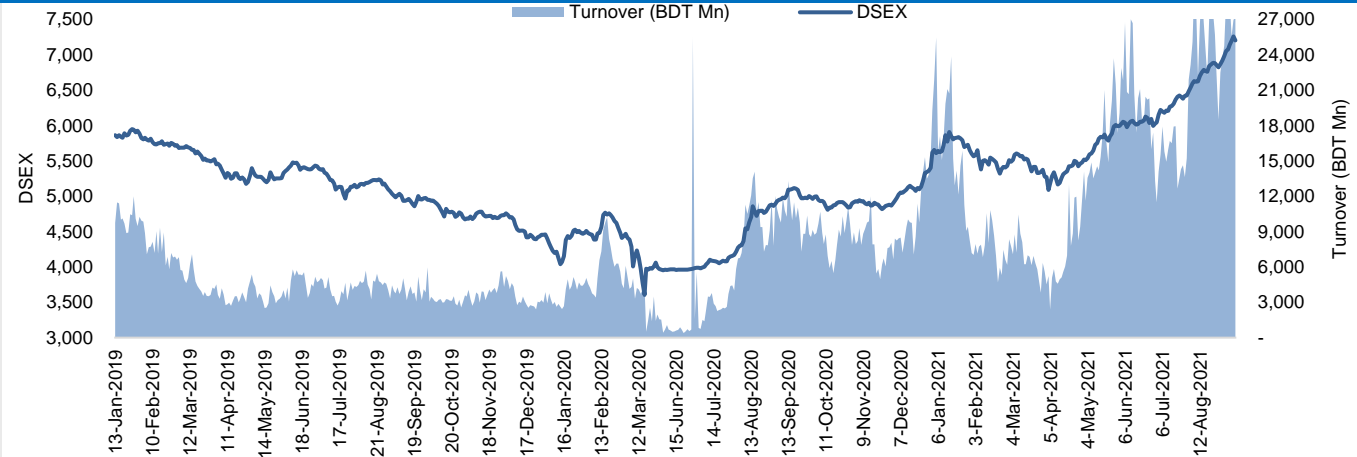


The market closed in red today. The benchmark index DSEX (-0.78%) lost 56.66 points and closed at 7,202.09. The blue-chip index DS30 (-0.34%), the Shariah-based index DSES (-1.03%), and the large-cap index CDSET (-0.41%) closed at 2,638.11, 1,575.97, and 1,425.80 points, respectively. Large-cap sectors posted mixed performance today. Food & Allied booked the highest gain of 0.55% followed by NBF1 (+0.12%), Pharmaceutical (+0.03%). Engineering experienced the highest loss of 1.37% followed by Fuel & Power (-0.92%), Bank (-0.49%), Telecommunication (-0.24%). Block trades contributed 3.3% of the overall market turnover. Bangladesh Export Import Company Ltd. (+0.3%) was the most traded share with a turnover of BDT 809 million.



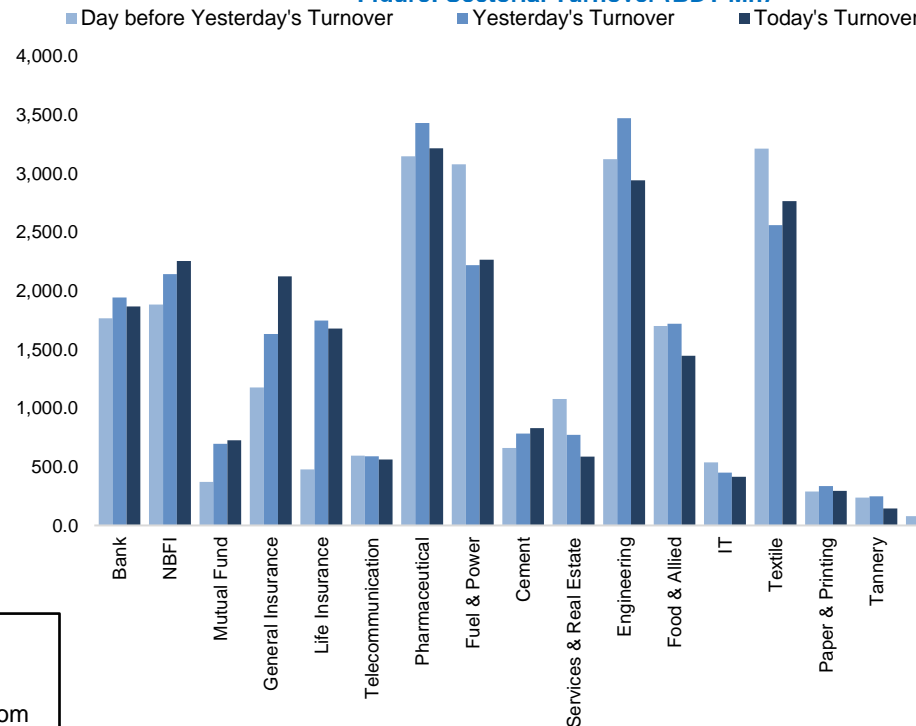
Index	Closing	Opening	Point Δ	%Δ	YTD %Δ
DSEX	7,202.09	7,258.75	-56.66	-0.78%	+33.3%
DS30	2,638.11	2,647.14	-9.04	-0.34%	+34.3%
DSES	1,575.97	1,592.31	-16.35	-1.03%	+26.9%
CDSET	1,425.80	1,431.62	-5.82	-0.41%	+27.0%

	Advanced	Declined	Unchanged	Total
All Category	83	261	32	376
A Category (Equity)	75	175	27	277
B Category (Equity)	4	50	3	57
N Category (Equity)	2	9	1	12
Z Category (Equity)	2	27	1	30
Mutual Funds	4	17	15	36
Corporate Bonds	1	0	1	2

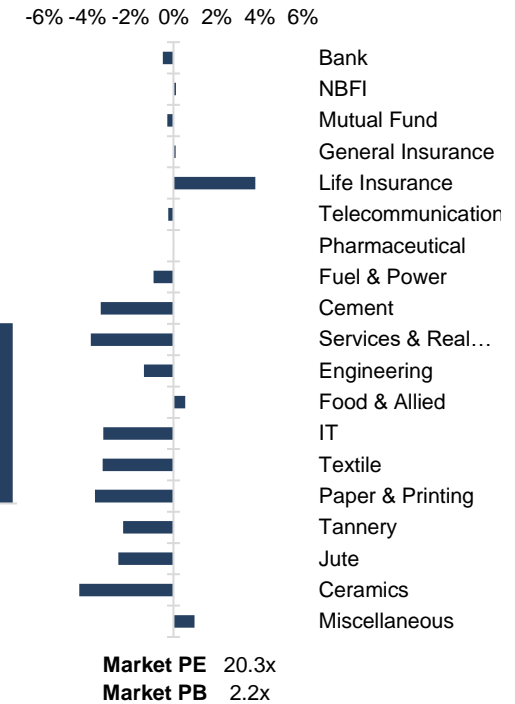
		Today	Last Day	Daily %Δ
Mcap	Mn BDT	5,833,459	5,863,190	
	Mn USD	68,468	68,817	-0.5%
Turnover	Mn BDT	27,084	26,966	+0.4%
	Mn USD	318	317	
Volume	Mn Shares	637	624	+2.1%
No. of Trade		385,919	374,365	+3.1%

<b>Nazmus Saadat, CFA</b> Research Analyst (880) 1708805229 nazmus.saadat@bracepl.com	<b>Anika Mafiz</b> Research Analyst (880) 1708805206 anika.mafiz@bracepl.com
--	---

**Figure: Sectorial Turnover (BDT Mn)**



**Figure: Sectorial Mcap Change**



Sector Index	Closing	Opening	Points Δ	%Δ	No. of Companies	Mcap (BDT Mn)	% of Total Mcap	Turnover (BDT Mn)	% of Total Turnover	PE	PB	Top Twenty Market Cap	Mcap (BDT Mn)	% of Total Mcap	Turnover (BDT Mn)	PE	PB
Bank	1,692	1,700	-8.31	-0.49%	32	739,675	14.0%	1,865.8	7.1%	8.8x	0.9x	GP	523,646	9.9%	157.2	14.3x	10.5x
NBFI	2,671	2,668	+3.08	+0.12%	23	263,888	5.0%	2,255.7	8.6%	22.9x	4.2x	WALTONHIL	435,520	8.3%	50.8	26.5x	4.6x
Mutual Fund	1,077	1,080	-3.06	-0.28%	37	49,158	0.9%	727.3	2.8%	NM	1.0x	BATBC	357,588	6.8%	501.6	26.5x	9.6x
General Insurance	5,675	5,669	+5.71	+0.10%	38	147,402	2.8%	2,124.4	8.1%	25.1x	2.7x	ROBI	221,565	4.2%	135.0	NM	3.4x
Life Insurance	3,043	2,932	+111.29	+3.80%	13	84,328	1.6%	1,678.7	6.4%	NM	NM	SQURPHARMA	216,560	4.1%	523.5	14.9x	2.5x
Telecommunication	6,611	6,627	-15.89	-0.24%	3	781,177	14.8%	561.0	2.1%	19.5x	6.4x	UPGDCL	176,575	3.3%	162.3	18.3x	5.8x
Pharmaceutical	4,214	4,213	+1.08	+0.03%	31	763,711	14.5%	3,216.4	12.3%	25.1x	3.1x	RENATA	143,833	2.7%	34.0	31.3x	5.9x
Fuel & Power	2,021	2,040	-18.77	-0.92%	23	556,712	10.6%	2,264.5	8.6%	14.7x	1.7x	ICB	114,426	2.2%	68.1	55.5x	2.6x
Cement	2,643	2,735	-92.16	-3.37%	7	148,054	2.8%	829.6	3.2%	21.5x	3.2x	BEXIMCO	102,705	1.9%	809.0	28.2x	1.6x
Services & Real Estate	1,259	1,309	-50.19	-3.83%	8	47,661	0.9%	587.9	2.2%	NM	1.0x	BXPHERMA	99,126	1.9%	693.6	21.7x	2.8x
Engineering	5,586	5,664	-77.70	-1.37%	42	681,789	12.9%	2,942.9	11.2%	25.1x	2.6x	BERGERPBL	89,092	1.7%	48.7	26.8x	7.7x
Food & Allied	26,771	26,626	+145.13	+0.55%	20	472,270	9.0%	1,445.3	5.5%	35.2x	10.2x	LHBL	88,613	1.7%	464.6	24.2x	4.8x
IT	3,405	3,520	-114.80	-3.26%	11	39,544	0.7%	413.5	1.6%	36.5x	2.8x	MARICO	77,717	1.5%	27.9	24.3x	28.6x
Textile	1,640	1,695	-55.68	-3.28%	58	176,318	3.3%	2,764.0	10.6%	NM	1.2x	BRACBANK	69,469	1.3%	88.5	11.9x	1.4x
Paper & Printing	7,314	7,591	-276.83	-3.65%	6	21,205	0.4%	295.2	1.1%	56.7x	1.4x	DUTCHBANGL	52,687	1.0%	87.0	9.7x	1.6x
Tannery	2,799	2,866	-67.13	-2.34%	6	30,347	0.6%	143.9	0.5%	NM	3.1x	BEACONPHAR	52,645	1.0%	69.9	52.2x	10.0x
Jute	10,650	10,929	-279.16	-2.55%	3	2,565	0.0%	87.3	0.3%	NM	18.6x	SUMITPOWER	50,724	1.0%	132.8	9.0x	1.4x
Ceramics	763	798	-34.93	-4.38%	5	36,400	0.7%	454.2	1.7%	41.5x	2.4x	ISLAMIBANK	48,300	0.9%	22.2	10.0x	0.8x
Miscellaneous	4,547	4,503	+44.01	+0.98%	14	230,970	4.4%	1,535.4	5.9%	30.5x	2.3x	TITASGAS	44,020	0.8%	42.3	12.2x	0.6x
												OLYMPIC	40,927	0.8%	235.6	19.8x	4.7x

Top Ten Gainers	Close Price (BDT)	Δ%	Turnover (BDT Mn)	PE	PB
UTTARAFIN	51.4	+9.8%	50.7	11.1x	0.8x
NITOLINS	66.9	+9.5%	298.5	30.5x	2.3x
AIL	53.7	+9.1%	233.4	29.5x	2.6x
NHFIL	74.6	+9.1%	376.0	23.1x	4.2x
KOHINOOR	531.0	+8.1%	74.3	50.6x	10.2x
DELTALIFE	157.0	+7.8%	441.1	NM	NM
PHARMAID	666.5	+7.5%	128.2	44.8x	7.5x
AMBEEPHA	597.2	+7.4%	54.0	NM	25.7x
EMERALDOIL	38.8	+6.6%	81.7	NM	2.5x
LINDEBD	1,599.5	+6.2%	173.8	18.4x	4.5x

Top Ten Losers	Close Price (BDT)	Δ%	Turnover (BDT Mn)	PE	PB
SHYAMPSUG	110.7	-10.0%	6.5	NM	NM
MITHUNKNIT	19.8	-10.0%	11.3	NM	1.1x
BEACHHATCH	24.4	-10.0%	29.2	NM	2.4x
MEGHNAPET	26.6	-9.8%	5.9	NM	NM
ALLTEX	19.5	-9.7%	10.5	NM	1.7x
SAFKOSPINN	28.3	-9.6%	67.9	NM	1.7x
SAVAREFR	273.7	-8.7%	3.1	NM	125.0x
MEGCONMILK	21.2	-8.2%	4.7	NM	NM
FAREASTFIN	9.0	-8.2%	3.7	NM	7.8x
PAPERPROC	216.5	-8.0%	45.8	NM	7.9x

Top Twenty Free Float Mcap	Free Float Mcap (BDT Mn)	% of Total Free Float Mcap	PE	PB
SQURPHARMA	141,695	7.3%	14.9x	2.5x
BATBC	94,582	4.9%	26.5x	9.6x
BEXIMCO	71,328	3.7%	28.2x	1.6x
RENATA	70,220	3.6%	31.3x	5.9x
BXPHERMA	69,210	3.6%	21.7x	2.8x
GP	52,365	2.7%	14.3x	10.5x
BRACBANK	37,347	1.9%	11.9x	1.4x
BEACONPHAR	36,850	1.9%	52.2x	10.0x
LHBL	31,298	1.6%	24.2x	4.8x
EBL	26,173	1.4%	7.2x	1.2x
OLYMPIC	24,827	1.3%	19.8x	4.7x
ISLAMIBANK	23,513	1.2%	10.0x	0.8x
ROBI	22,046	1.1%	NM	3.4x
CITYBANK	20,773	1.1%	5.6x	1.0x
NBL	19,331	1.0%	9.0x	0.5x
SUMITPOWER	18,661	1.0%	9.0x	1.4x
IFIC	17,827	0.9%	15.4x	1.0x
UPGDCL	17,658	0.9%	18.3x	5.8x
PUBALIBANK	17,471	0.9%	6.7x	0.6x
ALARABANK	16,280	0.8%	12.2x	1.2x

Most Traded Share	Close Price (BDT)	Δ%	Turnover (BDT Mn)	PE	PB
BEXIMCO	117.2	+0.3%	809.0	28.2x	1.6x
BXPHERMA	222.2	-0.8%	693.6	21.7x	2.8x
SQURPHARMA	244.3	-1.5%	523.5	14.9x	2.5x
LANKABAFIN	41.1	+0.2%	507.4	17.3x	2.3x
BATBC	662.2	+0.5%	501.6	26.5x	9.6x
LHBL	76.3	-3.9%	464.6	24.2x	4.8x
DELTALIFE	157.0	+7.8%	441.1	NM	NM
NHFIL	74.6	+9.1%	376.0	23.1x	4.2x
MEGHNALIFE	111.0	-2.0%	302.2	NM	NM
NITOLINS	66.9	+9.5%	298.5	30.5x	2.3x

Block Trade	Maximum Price (BDT)	Minimum Price (BDT)	Turnover (BDT Mn)	Quantity ('000)	No. of Trade
ACMELAB	89.0	89.0	1.3	15	1
ADNTEL	79.7	75.0	101.9	1,356	6
ADVENT	28.0	27.3	5.1	185	2
AFCAGRO	34.5	34.5	3.8	111	1
AIL	49.4	49.4	12.4	250	4
ALIF	17.9	17.9	1.4	80	1
AMANFEED	75.0	72.0	8.8	120	5
ANWARGALV	401.0	399.0	20.0	50	2
AOL	66.0	66.0	9.9	150	1
ASIANS	102.0	102.0	26.1	256	1

Block Trade	Maximum Price (BDT)	Minimum Price (BDT)	Turnover (BDT Mn)	Quantity ('000)	No. of Trade
BARKAPOWER	30.4	30.4	0.6	20	1
BAYLEASING	36.0	36.0	0.7	20	1
BDFINANCE	65.0	64.0	48.1	750	2
BEACONPHAR	205.1	205.1	18.2	89	1
BEXIMCO	127.0	127.0	17.8	140	1
BNICL	152.0	152.0	28.2	186	1
BPPL	49.5	49.0	5.5	112	2
BSCCL	245.9	227.1	22.4	95	2
BXPHERMA	212.5	204.5	11.7	56	3
DACCADYE	27.0	27.0	1.9	70	1
DELTALIFE	155.0	148.0	287.8	1,893	4
EHL	62.3	62.3	1.2	20	1
EMERALDOIL	35.4	35.4	3.5	100	1
ESQUIRENIT	44.9	43.8	1.4	32	2
EXIMBANK	13.5	13.5	1.4	100	1
FARCHEM	17.2	17.2	6.9	399	1
FINEFOODS	65.1	65.1	2.6	40	1
FORTUNE	63.5	63.5	3.2	50	1
ACMELAB	48.0	45.5	3.3	69	4
GENEXIL	118.0	116.0	12.8	110	2
HRTEX	83.1	81.6	4.7	56	2
IPDC	41.5	41.5	0.8	20	1
ITC	44.0	44.0	1.6	37	1
JAMUNAOIL	193.9	193.9	5.0	26	1
KEYACOSMET	10.5	10.5	8.4	800	1
KTL	31.5	31.5	15.1	480	4
LHBL	82.5	82.5	2.1	25	1
MBL1STMF	8.3	8.3	3.5	421	1
MEGHNALIFE	120.0	120.0	11.3	94	3
NBL	9.0	9.0	8.5	940	1
NEWLINE	31.9	31.9	1.1	35	2
<b>Total</b>			<b>882.732</b>	<b>800</b>	<b>103</b>

**Important DSE News**
**JAMUNABANK**

Mr. Md. Belal Hossain, one of the Sponsor Directors of the Company, has further reported he has completed his buying of 2,50,000 shares of the Company at prevailing market price through Stock Exchange as per declaration disseminated on 01.09.2021.

**PRIMEBANK**

Mr. M. A. Khaleque, one of the Sponsors of the Company, has expressed his intention to sell 9,03,120 shares out of its total holding of 49,86,120 shares of the Company, whereas Md. Shirajul Islam Mollah, one of the Sponsor Directors of the Company, has expressed his intention to buy 9,03,120 shares of the Company at prevailing market price (in the Block Market) through Stock Exchange (DSE) within next 30 working days.

**CENTRALINS**

Mr. Zoynal Abedin Chowdhury, one of the Directors of the Company, has expressed his intention to sell 13,000 shares out of his total holding of 10,77,687 shares of the Company at prevailing market price (in the Public Market) through Stock Exchange (DSE) within next 30 working days.

**ISLAMICFIN**

Mr. Abul Quasem Haider, one of the Sponsor Directors of the Company, has expressed his intention to sell 3,50,000 shares out of his total holding of 31,93,690 shares of the Company at prevailing market price (in the Public Market) through Stock Exchange (DSE) within next 30 working days.

**Upcoming Corporate Events**

DSE Ticker	Right Share	Dividend		Event	Date
		Stock	Cash		
DGIC	-	0.0%	10.0%	Record Date	13-Sep-21

**Disclaimer:** This report has been prepared by BRAC EPL Stock Brokerage Ltd and is provided for information purposes. It is not, under any circumstances, to be used or considered as an offer to sell, or a solicitation of any offer to buy. Reasonable care has been taken to ensure that the information is not untrue and misleading. BRAC EPL Stock Brokerage Ltd makes no representation or warranty as to the accuracy or completeness of such information. All opinions and estimates included in this report constitute our judgment as of this date and are subject to change without notice.