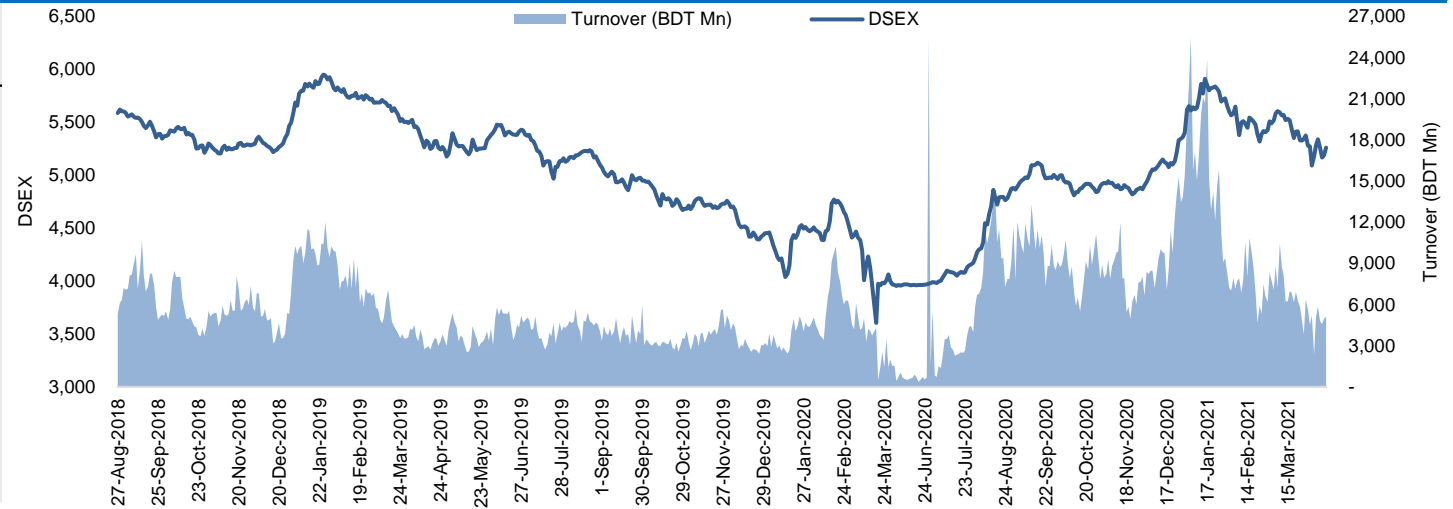


Daily Market Update

The market closed in green today. The benchmark index DSEX (+1.35%) gained 70.22 points and closed at 5,258.50. The blue-chip index DS30 (+1.88%), the Shariah-based index DSES (+1.32%), and the large-cap index CDSET (+1.84%) closed at 1,997.63, 1,198.57, and 1,126.33 points, respectively. All the large-cap sectors posted positive performance today. NBFi booked the highest gain of 2.49% followed by Engineering (+2.17%), Telecommunication (+2.11%), Fuel & Power (+1.54%), Pharmaceutical (+1.27%), Bank (+0.87%), and Food & Allied (+0.55%), respectively. Block trades contributed 3.8% of the overall market turnover. Bangladesh Export Import Company Ltd. (+4.3%) was the most traded share with a turnover of BDT 409 million.



Index	Closing	Opening	Point Δ	%Δ	YTD %Δ
DSEX	5,258.50	5,188.28	+70.22	+1.35%	-2.7%
DS30	1,997.63	1,960.80	+36.83	+1.88%	+1.7%
DSES	1,198.57	1,182.97	+15.60	+1.32%	-3.5%
CDSET	1,126.33	1,106.01	+20.32	+1.84%	+0.3%

	Advanced	Declined	Unchanged	Total
All Category	228	65	56	349
A Category (Equity)	165	50	40	255
B Category (Equity)	35	11	9	55
N Category (Equity)	11	0	0	11
Z Category (Equity)	17	4	7	28
Mutual Funds	28	2	7	37
Corporate Bonds	0	0	0	0

		Today	Last Day	Daily %Δ
Mcap	Mn BDT	4,585,332	4,522,791	
	Mn USD	53,970	53,234	+1.4%
Turnover	Mn BDT	5,119	4,943	
	Mn USD	60	58	+3.6%
Volume	Mn Shares	146	129	+13.9%
No. of Trade		103,896	93,379	+11.3%

Figure: Sectorial Turnover (BDT Mn)

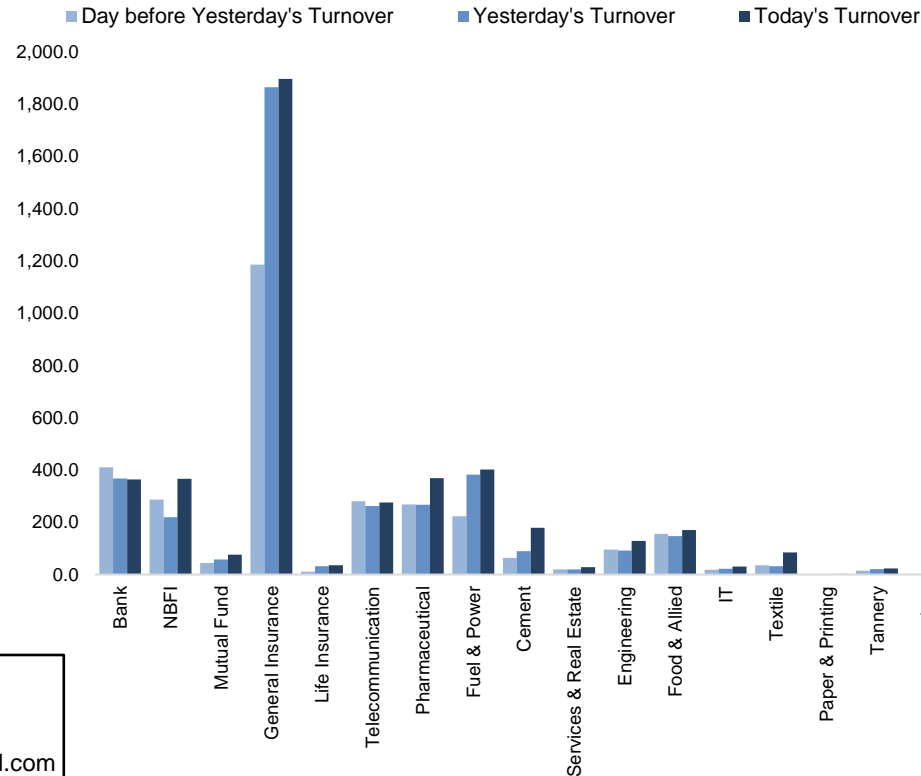
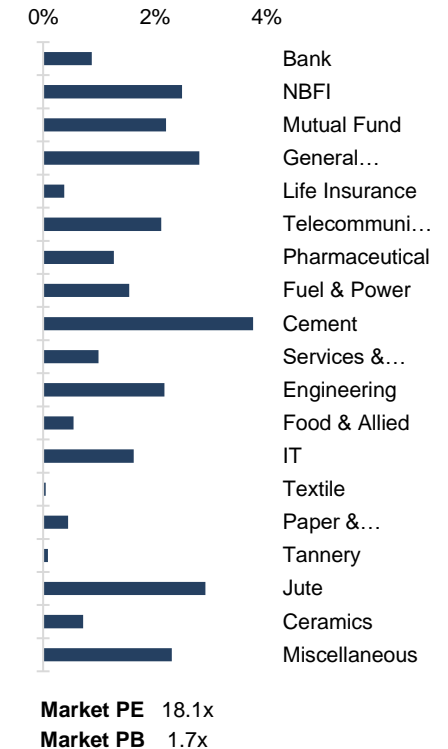


Figure: Sectorial Mcap Change



Md. Rafiqul Islam Research Associate (880) 1708805229 mrafiqulislam@bracepl.com	Md Mahirul Quddus Research Associate (880) 1709636546 mmahirul.quddus@bracepl.com
---	---

Sector Index	Closing	Opening	Points Δ	%Δ	No. of Companies	Mcap (BDT Mn)	% of Total Mcap	Turnover (BDT Mn)	% of Total Turnover	PE	PB	Top Twenty Market Cap	Mcap (BDT Mn)	% of Total Mcap	Turnover (BDT Mn)	PE	PB
Bank	1,283	1,272	+11.10	+0.87%	31	554,269	13.8%	363.2	7.4%	7.1x	0.7x	GP	452,486	11.3%	22.7	12.7x	10.7x
NBFI	1,711	1,669	+41.51	+2.49%	23	168,046	4.2%	366.3	7.4%	50.2x	2.7x	WALTONHIL	354,971	8.9%	21.6	46.4x	6.7x
Mutual Fund	804	786	+17.31	+2.20%	37	36,272	0.9%	75.6	1.5%	NM	0.7x	BATBC	286,416	7.1%	74.2	26.3x	2.8x
General Insurance	3,753	3,651	+102.11	+2.80%	38	97,062	2.4%	1,895.5	38.5%	19.7x	1.9x	ROBI	234,659	5.9%	227.6	NM	3.5x
Life Insurance	1,976	1,969	+7.45	+0.38%	12	54,020	1.3%	35.6	0.7%	NM	NM	SQURPHARMA	178,620	4.5%	75.9	12.5x	2.2x
Telecommunication	6,075	5,949	+125.73	+2.11%	3	713,728	17.8%	275.8	5.6%	18.7x	6.2x	UPGDCL	153,851	3.8%	10.8	19.0x	5.5x
Pharmaceutical	3,229	3,189	+40.36	+1.27%	31	588,351	14.7%	368.9	7.5%	20.7x	2.5x	RENATA	117,961	2.9%	51.8	26.7x	5.1x
Fuel & Power	1,598	1,574	+24.30	+1.54%	22	427,425	10.7%	401.4	8.1%	12.7x	1.3x	BERGERPBL	79,357	2.0%	16.5	32.1x	8.1x
Cement	1,586	1,529	+57.47	+3.76%	7	93,133	2.3%	178.5	3.6%	24.9x	2.2x	BXPBARMA	79,051	2.0%	116.3	19.8x	2.2x
Services & Real Estate	1,010	1,000	+9.94	+0.99%	8	39,227	1.0%	28.3	0.6%	NM	0.8x	ICB	73,087	1.8%	1.7	27.0x	1.7x
Engineering	4,208	4,119	+89.55	+2.17%	42	513,715	12.8%	128.9	2.6%	31.9x	2.5x	MARICO	64,682	1.6%	17.0	21.5x	38.6x
Food & Allied	20,763	20,651	+112.86	+0.55%	20	375,688	9.4%	170.1	3.5%	34.1x	3.4x	BEXIMCO	63,095	1.6%	408.9	NM	1.0x
IT	2,044	2,011	+32.61	+1.62%	11	24,265	0.6%	31.1	0.6%	24.2x	1.8x	LHBL	58,882	1.5%	161.1	25.0x	3.4x
Textile	919	919	+0.42	+0.05%	56	95,936	2.4%	84.7	1.7%	NM	0.6x	BRACBANK	55,422	1.4%	29.1	12.6x	1.1x
Paper & Printing	5,155	5,132	+23.07	+0.45%	4	14,519	0.4%	2.3	0.0%	57.6x	1.0x	ISLAMIBANK	45,241	1.1%	3.4	8.0x	0.7x
Tannery	1,649	1,648	+1.42	+0.09%	6	17,997	0.4%	22.7	0.5%	NM	1.7x	SUMITPOWER	44,424	1.1%	76.9	8.1x	1.3x
Jute	8,486	8,246	+239.63	+2.91%	3	2,092	0.1%	1.6	0.0%	NM	13.4x	UNILEVERCL	33,704	0.8%	3.2	63.7x	22.7x
Ceramics	480	477	+3.41	+0.71%	5	24,372	0.6%	23.5	0.5%	61.8x	1.6x	OLYMPIC	32,990	0.8%	3.7	16.1x	4.0x
Miscellaneous	3,329	3,254	+74.99	+2.30%	14	167,904	4.2%	472.8	9.6%	47.1x	1.8x	EBL	32,228	0.8%	30.8	7.7x	1.1x
												TITASGAS	31,655	0.8%	4.8	9.3x	0.5x

Top Ten Gainers	Close Price (BDT)	Δ%	Turnover (BDT Mn)	PE	PB
DHAKAINS	50.7	+10.0%	47.1	21.0x	2.5x
CRYSTALINS	42.3	+9.9%	82.0	20.9x	2.2x
EIL	31.2	+9.9%	82.8	26.8x	2.0x
BDTHAI	20.1	+9.8%	11.6	27.8x	0.7x
DOMINAGE	19.2	+9.1%	16.9	8.8x	1.2x
CAPMIBBLMF	18.3	+8.9%	20.1	NM	2.0x
PRIMEBANK	17.5	+8.0%	51.1	10.9x	0.7x
JUTESPINN	98.0	+7.7%	0.0	NM	NM
TUNGHAI	2.8	+7.7%	0.9	NM	0.2x
ZEALBANGLA	106.0	+7.2%	0.2	NM	NM

Top Twenty Free Float Mcap	Free Float Mcap (BDT Mn)	% of Total Free Float Mcap	PE	PB
SQURPHARMA	116,871	8.4%	12.5x	2.2x
BATBC	75,757	5.4%	26.3x	2.8x
RENATA	57,589	4.1%	26.7x	5.1x
BXPBARMA	55,193	4.0%	19.8x	2.2x
GP	45,249	3.2%	12.7x	10.7x
BEXIMCO	43,819	3.1%	NM	1.0x
BRACBANK	29,793	2.1%	12.6x	1.1x
ROBI	23,349	1.7%	NM	3.5x
EBL	22,502	1.6%	7.7x	1.1x
ISLAMIBANK	22,024	1.6%	8.0x	0.7x
LHBL	20,797	1.5%	25.0x	3.4x
OLYMPIC	20,012	1.4%	16.1x	4.0x
BEACONPHAR	17,431	1.2%	41.3x	5.2x
CITYBANK	17,396	1.2%	5.9x	0.9x
PUBALIBANK	16,767	1.2%	6.6x	0.6x
SUMITPOWER	16,343	1.2%	8.1x	1.3x
UPGDCL	15,385	1.1%	19.0x	5.5x
NBL	15,025	1.1%	6.1x	0.4x
ALARABANK	13,433	1.0%	6.4x	1.0x
PRIMEBANK	12,083	0.9%	10.9x	0.7x

Most Traded Share	Close Price (BDT)	Δ%	Turnover (BDT Mn)	PE	PB
BEXIMCO	72.0	+4.3%	408.9	NM	1.0x
BDFINANCE	31.8	+1.0%	245.9	16.9x	1.8x
ROBI	44.8	+3.7%	227.6	NM	3.5x
CENTRALINS	66.1	-0.6%	181.8	31.6x	2.6x
CONTINIINS	47.5	+5.8%	176.7	36.8x	2.3x
LHBL	50.7	+5.2%	161.1	25.0x	3.4x
GBBPOWER	28.6	+0.4%	153.8	21.1x	1.4x
ASIAPACINS	62.4	-0.5%	123.0	34.4x	3.0x
SONARBAINS	61.9	+1.1%	116.4	28.9x	3.1x
BXPBARMA	177.2	+2.8%	116.3	19.8x	2.2x

Top Ten Losers	Close Price (BDT)	Δ%	Turnover (BDT Mn)	PE	PB
PREMIERBAN	11.4	-9.2%	13.6	5.8x	0.6x
FAMILYTEX	2.5	-3.8%	0.8	NM	0.2x
LIBRAINFU	592.0	-3.8%	6.4	NM	0.5x
ADVENT	19.4	-2.0%	0.1	16.8x	1.5x
RSRMSTEEL	19.5	-2.0%	0.5	NM	0.4x
WMSHIPYARD	9.8	-2.0%	0.5	11.7x	0.4x
NAHEEACP	40.0	-2.0%	0.1	23.0x	2.4x
KPPL	15.0	-2.0%	0.0	NM	1.3x
CENTRALPHL	10.2	-1.9%	0.3	NM	1.5x
MTB	20.5	-1.9%	0.1	11.2x	0.9x

Block Trade	Maximum Price (BDT)	Minimum Price (BDT)	Turnover (BDT Mn)	Quantity ('000)	No. of
AMANFEED	30.5	30.5	1.2	41	1
ASIAINS	101.7	101.7	1.0	10	1
BRACBANK	41.8	41.8	2.1	50	1
BXPBARMA	174.0	171.0	54.3	312	9
EIL	29.2	29.2	0.5	18	1
EMERALDOIL	16.8	16.8	3.2	190	1
KAY&QUE	207.4	207.4	0.5	2	1
LANKABAFIN	27.6	27.6	0.8	28	1
MARICO	2,050.0	2,050.0	10.3	5	1
POWERGRID	41.2	41.2	1.2	30	1

Block Trade	Maximum Price (BDT)	Minimum Price (BDT)	Turnover (BDT Mn)	Quantity ('000)	No. of Trade
PROVATIINS	123.5	123.0	100.3	814	4
SEAPEARL	79.0	74.0	1.6	20	2
SKTRIMS	61.9	61.8	3.1	50	2
SQURPHARMA	199.3	199.3	4.0	20	1
TAKAFULINS	43.3	43.3	8.7	200	1
Total			192.7		28

Important DSE News
EBL

The Board of Directors has recommended 17.50% cash and 17.50% stock dividend for the year ended on December 31, 2020. Date of AGM: 30.05.2021, Time: 11:00 AM, Venue: Digital Platform through the link: <https://tinyurl.com/eblagm2021>. Record date: 05.05.2021. The Company has also reported Consolidated EPS of Tk. 5.15, Consolidated NAV per share of Tk. 36.28 and Consolidated NOCFPS of Tk. 7.42 for the year ended on December 31, 2020 as against Tk. 4.92, Tk. 31.98 and Tk. 23.64 respectively for the same period of the previous year. Reason for declaring stock dividend: Stock dividend has been recommended to strengthen the capital base of the Company in order to support projected business growth and also to improve certain regulatory ratios.

BRACBANK

The Board of Directors has recommended 10% cash and 5% stock dividend for the year ended on December 31, 2020. Date of AGM: 27.05.2021, Time: 11:00 AM, Venue: Digital Platform (Link will be communicated in due course) Record Date: 04.05.2021. The Company has also reported Consolidated EPS of Tk. 3.33, Consolidated NAV per share of Tk. 36.63 and Consolidated NOCFPS of Tk. 24.90 for the year ended on December 31, 2020 as against Tk. 3.73, Tk. 30.61 and Tk. 19.46 respectively for the same period of the previous year. Reasons for declaration of stock dividend: i) Bonus shares have been recommended to strengthen the capital base of the Company to support business growth. ii) Bonus shares are declared out of accumulated profit. iii) Bonus shares are not declared from capital reserve or revaluation reserve or any unrealized gain or out of profit earned prior to incorporation of the Company or through reducing paid up capital or through doing anything so that the post dividend retained earnings become negative or a debit balance.

PUBALIBANK

The Board of Directors has recommended 12.50% cash Dividend for the year ended on December 31, 2020. Date of AGM: 03.06.2021, Time: 10:30 AM, Venue: Venue: Hybrid system: Physical presence: Pubali Bank Auditorium, Head Office, 26 Dilkusha C/A, Dhaka and web link for joining digital platform will be notified later on. Record Date: 09.05.2021. The Company has also reported Consolidated EPS of Tk. 3.60, Consolidated NAV per share of Tk. 37.63 and Consolidated NOCFPS of Tk. 4.02 for the year ended on December 31, 2020 as against Tk. 2.10, Tk. 31.24 (restated) and Tk. (0.32) respectively for the same period of the previous year.

The Company has informed that the Board of Directors has approved the revaluation report on the land and building of the Company. Total value of land and building has been decreased from BDT 317,76,77,337.00 to BDT 265,72,33,396.00 resulting total decreased of BDT 52,04,43,941.00 which has been adjusted with the Assets Revaluation Reserve under other reserves in the Balance Sheet.

CONTININS

The Board of Directors has recommended 6% cash and 4% stock dividend for the year ended on December 31, 2020. Date of AGM: 15.06.2021, Time: 11:00 AM, Venue: Digital Platform. Record Date: 20.05.2021. The Company has also reported EPS of Tk. 1.29, NAV per share of Tk. 19.84 and NOCFPS of Tk. 1.16 for the year ended on December 31, 2020 as against Tk. 1.75 (restated), Tk. 18.70 (restated) and Tk. (1.19) (restated) respectively for the same period of the previous year. Reasons for declaration of stock dividend: i) Declaration of bonus share for increasing Paid up Capital of the Company. ii) The Bonus share is declared out of Accumulated Profit and iii) The Bonus share is not declared from capital reserve or revaluation reserve or any unrealized gain or out of profit earned prior to incorporation of the Company or through reducing paid up capital or through doing anything so that the post-dividend retained earnings become negative or a debit balance.

(Q1 Un-audited): EPS was Tk. 0.49 for January-March 2021 as against Tk. 0.45 for January-March 2020. NOCFPS was Tk. 0.15 for January-March 2021 as against Tk. 0.13 for January-March 2020. NAV per share was Tk. 20.32 as on March 31, 2021 and Tk. 20.10 as on March 31, 2020.

LIBRAINFU

The Board of Directors has recommended 5% cash dividend for the year ended on June 30, 2019. Date of AGM: 24.05.2021, Time: 11:00 AM, Venue: Digital Platform. Record Date: 03.05.2021. The Company has also reported EPS of Tk. 1.05, NAV per share of Tk. 1,269.00 and NOCFPS of Tk. 9.77 for the year ended on June 30, 2019 as against Tk. 4.60, Tk. 1,521.00 and Tk. 3.39 respectively for the same period of the previous year.

Upcoming Corporate Events

DSE Ticker	Right Share	Dividend		Event	Date
		Stock	Cash		
DBH	-	15.0%	15.0%	Record Date	13-Apr-21
FIRSTFIN	-	2.0%	0.0%	Record Date	13-Apr-21
CITYBANK	-	5.0%	17.5%	Record Date	13-Apr-21
ACFL	-	0.0%	10.0%	Record Date	18-Apr-21
NHFIL	-	0.0%	15.0%	Record Date	18-Apr-21
PROVATIINS	-	17.0%	0.0%	Record Date	19-Apr-21
PADMALIFE	-	0.0%	0.0%	Record Date	19-Apr-21
JAMUNABANK	-	0.0%	17.5%	Record Date	20-Apr-21
IFIC	-	5.0%	0.0%	Record Date	25-Apr-21

Disclaimer: This report has been prepared by BRAC EPL Stock Brokerage Ltd and is provided for information purposes. It is not, under any circumstances, to be used or considered as an offer to sell, or a solicitation of any offer to buy. Reasonable care has been taken to ensure that the information is not untrue and misleading. BRAC EPL Stock Brokerage Ltd makes no representation or warranty as to the accuracy or completeness of such information. All opinions and estimates included in this report constitute our judgment as of this date and are subject to change without notice.

BANGAS

Mr. Md. Rabiul Haque, one of the Sponsors of the Company, has expressed his intention to sell 5,000 shares out of his total holding of 218,145 shares of the Company at prevailing market price (in the Public Market) through Stock Exchange (DSE) within April 30, 2021.