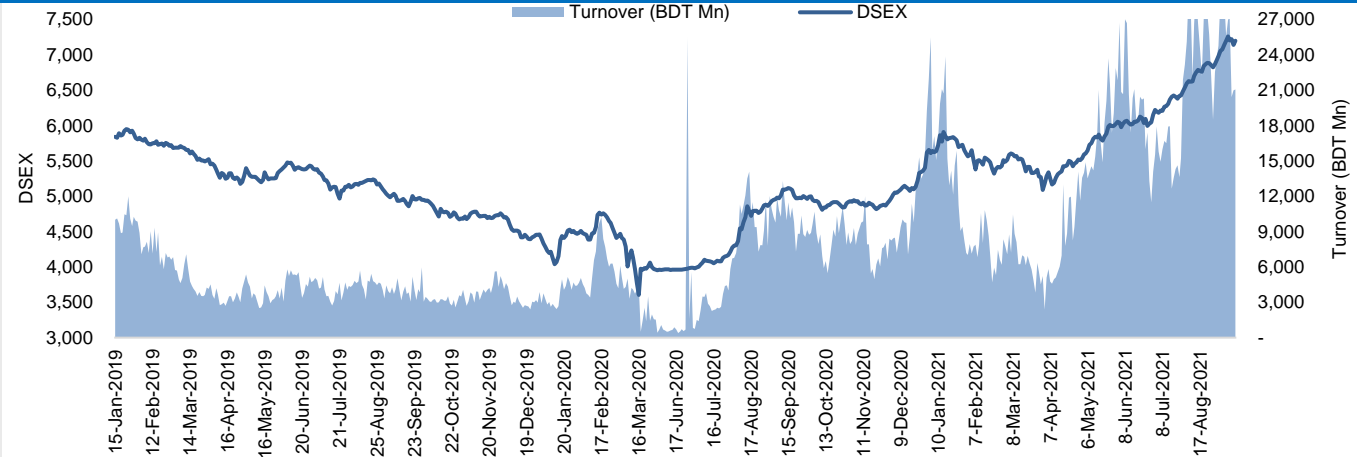


The market closed in green today. The benchmark index DSEX (+0.78%) gained 56.05 points and closed at 7,196.55. The bluechip index DS30 (+1.44%), the Shariah-based index DSES (+0.81%), and the large-cap index CDSET (+1.20%) closed at 2,649.37, 1,568.78, and 1,428.57 points, respectively. Large-cap sectors posted mixed performance today. NBFI booked the highest gain of 2.61% followed by Pharmaceutical (+0.63%), Food & Allied (+0.56%), Fuel & Power (+0.08%). Engineering experienced the highest loss of 2.36% followed by Bank (-0.09%), Telecommunication (-0.07%). Block trades contributed 3.6% of the overall market turnover. Bangladesh Export Import Company Ltd. (+6.5%) was the most traded share with a turnover of BDT 1,161 million.



Index	Closing	Opening	Point Δ	%Δ	YTD %Δ
DSEX	7,196.55	7,140.50	+56.05	+0.78%	+33.2%
DS30	2,649.37	2,611.69	+37.68	+1.44%	+34.9%
DSES	1,568.78	1,556.22	+12.56	+0.81%	+26.3%
CDSET	1,428.57	1,411.69	+16.88	+1.20%	+27.2%

	Advanced	Declined	Unchanged	Total
All Category	167	153	55	375
A Category (Equity)	119	117	41	277
B Category (Equity)	23	26	8	57
N Category (Equity)	5	5	1	11
Z Category (Equity)	20	5	5	30
Mutual Funds	10	11	15	36
Corporate Bonds	2	0	0	2

		Today	Last Day	Daily %Δ
Mcap	Mn BDT	5,749,851	5,738,471	
	Mn USD	67,487	67,353	+0.2%
Turnover	Mn BDT	21,047	20,974	+0.3%
	Mn USD	247	246	
Volume	Mn Shares	477	496	-3.8%
No. of Trade		288,302	306,250	-5.9%

Figure: Sectorial Turnover (BDT Mn)

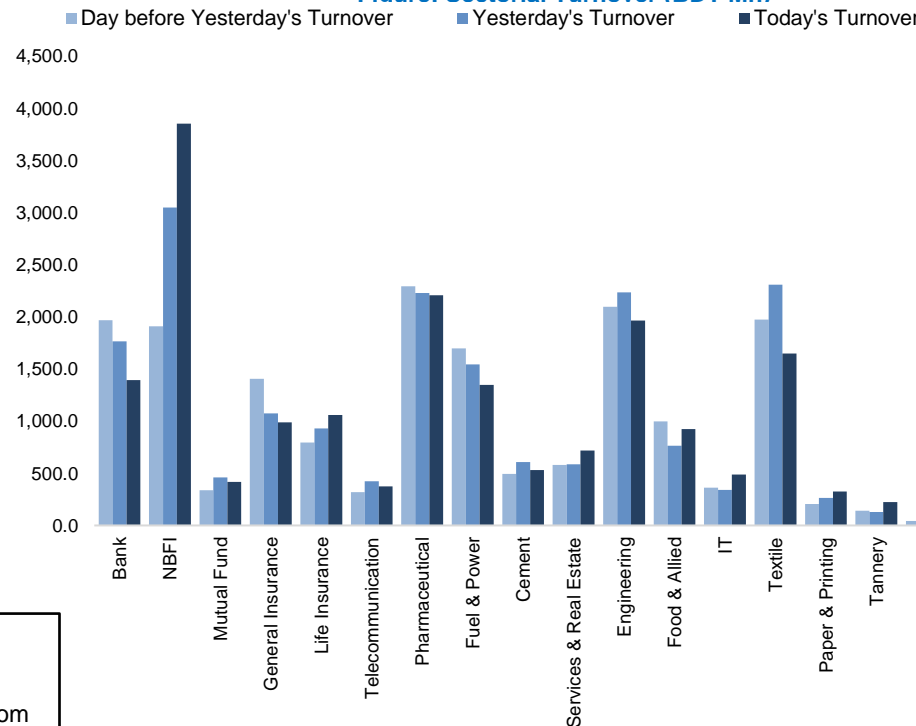
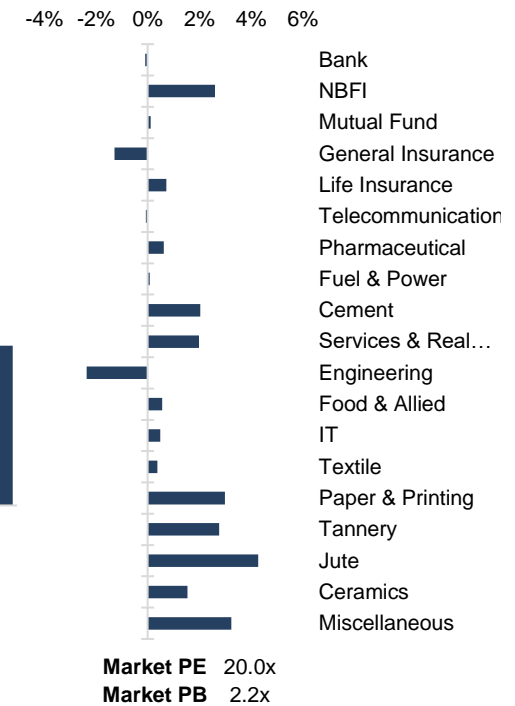


Figure: Sectorial Mcap Change



Nazmus Saadat, CFA Research Analyst (880) 1708805229 nazmus.saadat@bracepl.com	Anika Mafiz Research Analyst (880) 1708805206 anika.mafiz@bracepl.com
--	---

Sector Index	Closing	Opening	Points Δ	%Δ	No. of Companies	Mcap (BDT Mn)	% of Total Mcap	Turnover (BDT Mn)	% of Total Turnover	PE	PB	Top Twenty Market Cap	Mcap (BDT Mn)	% of Total Mcap	Turnover (BDT Mn)	PE	PB
Bank	1,696	1,697	-1.53	-0.09%	32	741,457	14.3%	1,393.3	6.9%	8.8x	0.9x	GP	512,034	9.9%	126.8	14.0x	10.3x
NBFI	2,683	2,615	+68.24	+2.61%	23	265,033	5.1%	3,854.5	19.0%	23.0x	4.2x	WALTONHIL	383,538	7.4%	136.9	23.4x	4.1x
Mutual Fund	1,066	1,065	+1.21	+0.11%	37	48,645	0.9%	416.9	2.1%	NM	1.0x	BATBC	354,780	6.8%	429.8	26.3x	9.5x
General Insurance	5,447	5,518	-71.01	-1.29%	38	141,484	2.7%	988.4	4.9%	24.0x	2.6x	ROBI	219,469	4.2%	100.4	NM	3.4x
Life Insurance	3,015	2,993	+21.56	+0.72%	13	83,540	1.6%	1,060.4	5.2%	NM	NM	SQURPHARMA	214,787	4.1%	355.1	14.8x	2.5x
Telecommunication	6,495	6,500	-4.81	-0.07%	3	767,420	14.8%	373.4	1.8%	19.2x	6.3x	UPGDCL	174,082	3.4%	60.8	18.0x	5.8x
Pharmaceutical	4,176	4,150	+26.21	+0.63%	31	756,891	14.6%	2,207.3	10.9%	24.8x	3.1x	RENATA	141,037	2.7%	31.1	30.7x	5.8x
Fuel & Power	1,991	1,990	+1.53	+0.08%	23	548,456	10.6%	1,348.3	6.6%	14.5x	1.7x	BEXIMCO	111,468	2.1%	1,161.0	30.7x	1.7x
Cement	2,648	2,595	+52.87	+2.04%	7	148,360	2.9%	530.1	2.6%	21.5x	3.2x	ICB	108,543	2.1%	61.8	52.7x	2.5x
Services & Real Estate	1,325	1,299	+25.82	+1.99%	8	50,139	1.0%	718.4	3.5%	NM	1.1x	BXPBARMA	103,230	2.0%	855.9	22.6x	2.9x
Engineering	5,139	5,263	-124.28	-2.36%	42	627,155	12.1%	1,966.6	9.7%	23.1x	2.4x	LHBL	89,774	1.7%	372.4	24.5x	4.9x
Food & Allied	26,347	26,200	+147.77	+0.56%	20	467,812	9.0%	923.6	4.6%	34.8x	10.1x	BERGERPBL	84,088	1.6%	25.4	25.3x	7.3x
IT	3,441	3,425	+16.56	+0.48%	11	39,967	0.8%	487.7	2.4%	36.9x	2.9x	MARICO	74,721	1.4%	43.3	23.4x	27.5x
Textile	1,658	1,652	+6.18	+0.37%	58	178,313	3.4%	1,650.1	8.1%	NM	1.2x	BRACBANK	67,381	1.3%	60.6	11.6x	1.3x
Paper & Printing	7,639	7,417	+222.29	+3.00%	6	22,146	0.4%	325.3	1.6%	59.2x	1.5x	DUTCHBANGL	51,739	1.0%	49.2	9.5x	1.5x
Tannery	2,783	2,708	+74.95	+2.77%	6	30,180	0.6%	225.1	1.1%	NM	3.1x	BEACONPHAR	51,051	1.0%	46.4	50.6x	9.7x
Jute	10,507	10,076	+430.65	+4.27%	3	2,531	0.0%	38.0	0.2%	NM	18.4x	SUMITPOWER	50,083	1.0%	93.4	8.9x	1.4x
Ceramics	755	744	+11.44	+1.54%	5	36,042	0.7%	254.5	1.3%	41.1x	2.4x	ISLAMIBANK	48,300	0.9%	12.1	10.0x	0.8x
Miscellaneous	4,605	4,460	+144.31	+3.24%	14	233,879	4.5%	1,531.4	7.5%	30.9x	2.3x	TITASGAS	42,833	0.8%	67.6	11.9x	0.6x
												OLYMPIC	40,468	0.8%	96.7	19.5x	4.6x

Top Ten Gainers	Close Price (BDT)	Δ%	Turnover (BDT Mn)	PE	PB
TAMIJTEX	179.1	+9.9%	2.6	NM	2.2x
PAPERPROC	218.0	+9.9%	24.6	NM	7.9x
DOMINAGE	43.9	+9.5%	325.4	24.6x	2.6x
IPDC	45.4	+9.4%	580.8	21.3x	2.9x
DSHGARME	281.5	+8.7%	48.9	NM	14.7x
MONOSPOOL	225.6	+8.4%	9.7	NM	5.5x
AMCL(PRAN)	321.9	+8.4%	55.6	56.1x	3.8x
BDLAMPS	255.3	+8.2%	73.1	NM	3.4x
SONALIPAPR	474.1	+7.6%	246.0	NM	1.5x
PHARMAID	667.3	+7.5%	81.2	44.9x	7.5x

Top Ten Losers	Close Price (BDT)	Δ%	Turnover (BDT Mn)	PE	PB
KTL	27.3	-6.5%	58.0	27.3x	1.6x
MEGCONMILK	24.4	-4.3%	2.8	NM	NM
SAFKOSPINN	26.9	-4.3%	24.7	NM	1.6x
WALTONHIL	1,266.1	-4.1%	136.9	23.4x	4.1x
RENWICKJA	1,171.3	-3.4%	4.0	NM	NM
NORTHRNINS	57.4	-3.2%	19.0	39.0x	2.7x
GREENDELTA	110.9	-3.1%	55.0	11.5x	1.7x
BGIC	57.0	-2.9%	18.8	37.0x	2.9x
PROVATIINS	167.7	-2.8%	0.6	50.4x	7.5x
KBPPWBIL	14.1	-2.8%	8.2	NM	1.1x

Top Twenty Free Float Mcap	Free Float Mcap (BDT Mn)	% of Total Free Float Mcap	PE	PB
SQURPHARMA	140,535	7.3%	14.8x	2.5x
BATBC	93,839	4.8%	26.3x	9.5x
BEXIMCO	77,414	4.0%	30.7x	1.7x
BXPBARMA	72,075	3.7%	22.6x	2.9x
RENATA	68,854	3.6%	30.7x	5.8x
GP	51,203	2.6%	14.0x	10.3x
BRACBANK	36,224	1.9%	11.6x	1.3x
BEACONPHAR	35,734	1.8%	50.6x	9.7x
LHBL	31,708	1.6%	24.5x	4.9x
EBL	27,439	1.4%	7.5x	1.3x
OLYMPIC	24,548	1.3%	19.5x	4.6x
ISLAMIBANK	23,513	1.2%	10.0x	0.8x
ROBI	21,837	1.1%	NM	3.4x
CITYBANK	20,988	1.1%	5.6x	1.0x
NBL	18,887	1.0%	8.8x	0.5x
SUMITPOWER	18,426	1.0%	8.9x	1.4x
PUBALIBANK	17,683	0.9%	6.7x	0.6x
IFIC	17,505	0.9%	15.1x	0.9x
UPGDCL	17,408	0.9%	18.0x	5.8x
ALARABANK	16,219	0.8%	12.1x	1.2x

Most Traded Share	Close Price (BDT)	Δ%	Turnover (BDT Mn)	PE	PB
BEXIMCO	127.2	+6.5%	1,161.0	30.7x	1.7x
LANKABAFIN	44.0	+4.5%	911.3	18.5x	2.4x
BXPBARMA	231.4	+5.1%	855.9	22.6x	2.9x
IPDC	45.4	+9.4%	580.8	21.3x	2.9x
ISLAMICFIN	34.5	+7.1%	519.7	21.8x	2.3x
SAIFPOWER	35.6	+4.1%	509.8	44.4x	2.2x
DELTALIFE	162.4	+3.5%	485.5	NM	NM
BATBC	657.0	+0.7%	429.8	26.3x	9.5x
LHBL	77.3	+3.1%	372.4	24.5x	4.9x
SQURPHARMA	242.3	+0.2%	355.1	14.8x	2.5x

Block Trade	Maximum Price (BDT)	Minimum Price (BDT)	Turnover (BDT Mn)	Quantity ('000)	No. of Trade
ACFL	46.0	46.0	0.9	19	1
AIL	56.0	56.0	1.1	20	1
ATCSLGF	11.0	11.0	0.9	81	1
BAYLEASING	35.1	32.0	7.7	220	2
BBSABLES	68.7	68.7	0.5	8	1
BDFINANCE	70.7	70.7	14.1	200	4
BEACONPHAR	232.0	232.0	11.1	48	1
BEXIMCO	131.0	107.5	25.3	218	5
BNICL	141.0	141.0	4.8	34	2
BPPL	50.1	50.1	0.5	10	1

Block Trade	Maximum Price (BDT)	Minimum Price (BDT)	Turnover (BDT Mn)	Quantity ('000)	No. of Trade
BXPHERMA	201.1	200.9	9.5	47	3
CENTRALINS	63.0	63.0	1.3	20	1
DELTALIFE	165.0	150.0	172.5	1,100	2
DHAKAINS	90.6	90.6	1.8	20	1
DOMINAGE	43.5	43.5	5.0	115	1
DSHGARME	261.5	261.5	0.7	3	1
EMERALDOIL	40.2	40.2	3.6	90	1
FINEFOODS	50.5	50.5	11.3	223	1
FORTUNE	64.0	64.0	1.3	20	1
GENEXIL	117.0	115.0	224.5	1,935	4
GP	385.0	377.0	16.6	44	5
IFIC	16.9	16.9	0.8	50	1
INDEXAGRO	134.0	134.0	2.1	16	1
IPDC	42.0	41.8	4.0	95	3
ISLAMICFIN	34.0	29.0	94.1	2,810	6
KDSALTD	63.0	63.0	4.8	76	3
LANKABAFIN	41.6	41.6	0.8	20	1
MEGHNALIFE	119.0	119.0	3.6	30	1
ACFL	20.0	20.0	1.3	63	1
MONNOCERA	176.0	170.0	2.1	12	2
MONNOFABR	31.3	31.3	0.6	19	1
NBL	9.4	9.1	13.8	1,500	3
NEWLINE	30.4	30.4	3.5	115	1
NHFIL	82.5	82.5	8.6	105	1
NPOLYMAR	69.5	69.5	7.0	100	1
ORIONPHARM	75.9	73.0	7.1	95	3
PADMAOIL	252.0	252.0	5.0	20	1
PIONEERINS	142.0	142.0	0.6	5	1
PTL	60.5	60.5	1.1	18	1
RDFOOD	48.3	48.3	0.5	10	1
RECKITTEN	4,900.0	4,900.0	0.5		1
Total			752.86	100	85

Important DSE News

LINDEBD

The Company has informed that Mr. Moloy Banerjee, Non-Executive Director has been appointed as the Chairman of the Board of Directors of the Company.

Upcoming Corporate Events

DSE Ticker	Right Share	Dividend		Event	Date
		Stock	Cash		
EIL	-	0.0%	2.0%	Record Date	07-Oct-21

Disclaimer: This report has been prepared by BRAC EPL Stock Brokerage Ltd and is provided for information purposes. It is not, under any circumstances, to be used or considered as an offer to sell, or a solicitation of any offer to buy. Reasonable care has been taken to ensure that the information is not untrue and misleading. BRAC EPL Stock Brokerage Ltd makes no representation or warranty as to the accuracy or completeness of such information. All opinions and estimates included in this report constitute our judgment as of this date and are subject to change without notice.