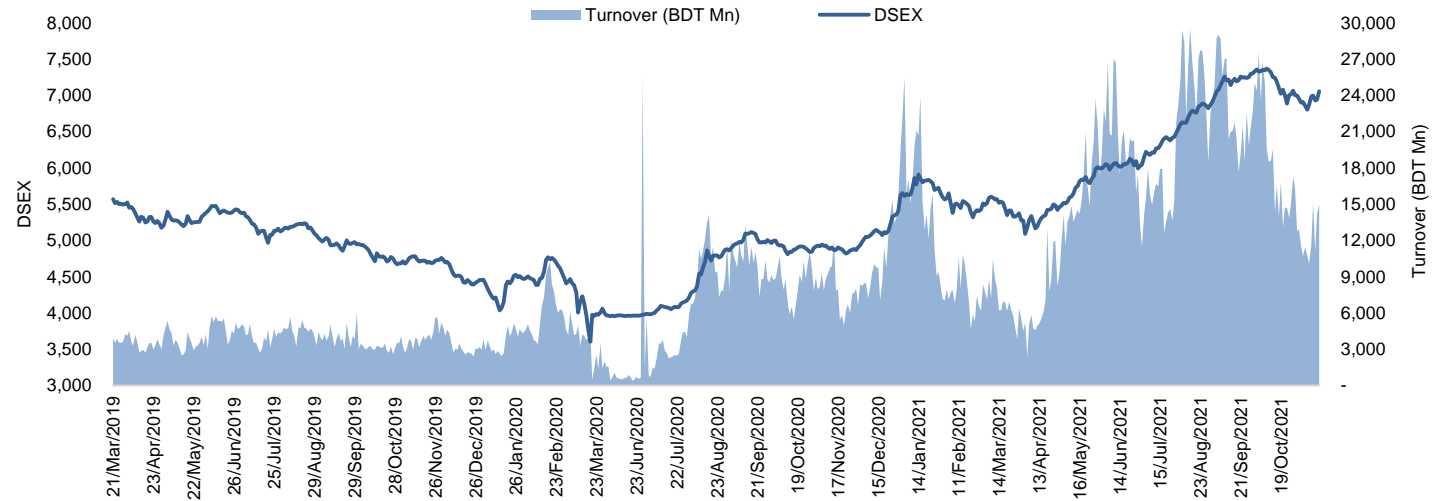


**Daily Market Update**

The market closed in green today. The benchmark index DSEX (+1.66%) gained 115.21 points and closed at 7,056.58. The blue-chip index DS30 (+1.19%), the Shariah-based index DSES (+1.35%), and the large-cap index CDSET (+1.54%) closed at 2,691.26, 1,484.82, and 1,446.54 points, respectively. All the large-cap sectors posted positive performance today. Bank booked the highest gain of 4.45% followed by NBF1 (+3.71%), Pharmaceutical (+1.09%), Fuel & Power (+0.64%), Telecommunication (+0.55%), Engineering (+0.12%), and Food & Allied (-0.07%), respectively. Block trades contributed 0.4% of the overall market turnover. Bangladesh Export Import Company Ltd. (-0.6%) was the most traded share with a turnover of BDT 1,447 million.

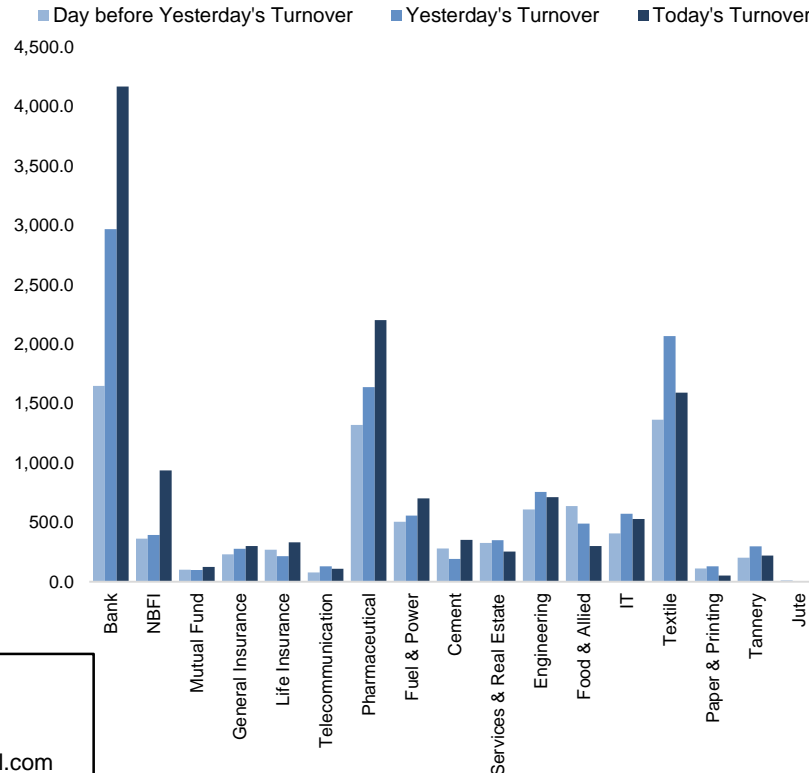


Index	Closing	Opening	Point Δ	%Δ	YTD %Δ
<b>DSEX</b>	7,056.58	6,941.37	<b>+115.21</b>	<b>+1.66%</b>	<b>+30.6%</b>
<b>DS30</b>	2,691.26	2,659.54	<b>+31.72</b>	<b>+1.19%</b>	<b>+37.0%</b>
<b>DSES</b>	1,484.82	1,465.05	<b>+19.77</b>	<b>+1.35%</b>	<b>+19.5%</b>
<b>CDSET</b>	1,446.54	1,424.59	<b>+21.95</b>	<b>+1.54%</b>	<b>+28.8%</b>

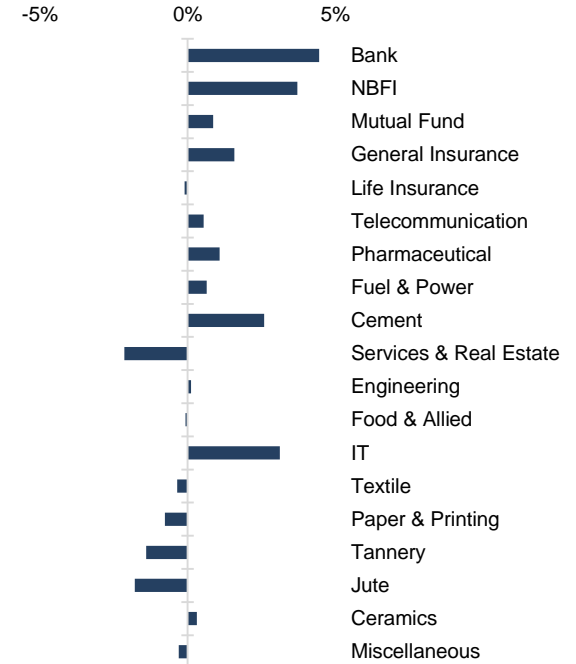
	Advanced	Declined	Unchanged	Total
<b>All Category</b>	220	129	27	376
<b>A Category (Equity)</b>	167	94	17	278
<b>B Category (Equity)</b>	31	19	7	57
<b>N Category (Equity)</b>	9	2	0	11
<b>Z Category (Equity)</b>	13	14	3	30
<b>Mutual Funds</b>	21	3	12	36
<b>Corporate Bonds</b>	0	1	0	1

		Today	Last Day	Daily %Δ
<b>Mcap</b>	Mn BDT	5,592,664	5,531,565	
	Mn USD	65,642	64,924	<b>+1.1%</b>
<b>Turnover</b>	Mn BDT	14,919	14,213	<b>+5.0%</b>
	Mn USD	175	167	
<b>Volume</b>	Mn Shares	405	337	<b>+20.2%</b>
<b>No. of Trade</b>		204,234	188,434	<b>+8.4%</b>

**Figure: Sectorial Turnover (BDT)**



**Figure: Sectorial Mcap Change**



**Market PE 17.1x**  
**Market PB 2.0x**

**Anika Mafiz**  
Research Analyst  
(880) 1708805206  
anika.mafiz@bracepl.com

**Fahim Hassan**  
Research Associate  
(880) 1709636546  
fahim.hassan@bracepl.com



Block Trade	Maximum Price (BDT)	Minimum Price (BDT)	Turnover (BDT Mn)	Quantity ('000)	No. of Trade
BDFINANCE	66.0	56.5	114.9	1,747	3
SALVOCHEM	64.8	58.5	86.1	1,341	13
KTL	40.9	38.6	47.3	1,164	8
BXPHERMA	196.6	196.6	39.3	200	1
BRACBANK	60.5	59.2	14.6	242	3
SQURPHARMA	225.0	225.0	11.3	50	1
AL-HAJTEX	68.0	66.0	9.9	150	3
KDSALTD	70.4	69.0	8.9	126	3
BEACONPHAR	230.0	230.0	8.6	38	1
GENEXIL	155.0	147.8	7.5	50	3
EHL	60.0	60.0	6.0	100	1
NEWLINE	39.4	39.4	4.7	119	2
ASIAINS	94.4	94.4	4.2	44	1
ONEBANKLTD	14.0	14.0	2.8	200	1
RDFOOD	53.2	53.2	2.7	50	1
BDCOM	25.0	25.0	1.3	50	1
NITOLINS	57.2	57.2	1.1	20	1
AOL	48.6	48.6	1.1	23	1
ACI	345.0	345.0	1.0	3	1
LRBDL	40.0	40.0	1.0	25	1
SAPORTL	25.8	25.8	0.9	35	1
RUPALIINS	45.0	45.0	0.9	20	1
<b>Total</b>			<b>380.6</b>		<b>60</b>

**Upcoming Corporate Events**

DSE Ticker	Right Share	Dividend		Event	Date
		Stock	Cash		
Anwar Galvanizing Ltd.	-	10.0%	20.0%	Record Date	18-Nov-21
Taufika Foods and Lovello Ice-cream PLC	-	0.0%	11.0%	Record Date	17-Nov-21
MJL Bangladesh Limited	-	0.0%	55.0%	Record Date	17-Nov-21
Square Pharmaceuticals Ltd.	-	0.0%	60.0%	Record Date	22-Nov-21
Square Textile Ltd.	-	0.0%	20.0%	Record Date	22-Nov-21
Bangladesh Export Import Company Ltd.	-	0.0%	35.0%	Record Date	22-Nov-21
Beximco Pharmaceuticals Ltd.	-	0.0%	35.0%	Record Date	22-Nov-21
Shinepukur Ceramics Limited	-	0.0%	2.5%	Record Date	22-Nov-21
BSRM Steels Limited	-	0.0%	30.0%	Record Date	18-Nov-21
Bangladesh Steel Re-Rolling Mills Limited	-	0.0%	40.0%	Record Date	18-Nov-21
KDS Accessories Limited	-	0.0%	15.0%	Record Date	21-Nov-11
Unique Hotel & Resorts Limited	-	0.0%	10.0%	Record Date	18-Nov-21
Agni Systems Ltd.	-	0.0%	3.5%	Record Date	21-Nov-21
Hamid Fabrics Limited	-	0.0%	5.0%	Record Date	28-Nov-21
Argon Denims Limited	-	5.0%	10.0%	Record Date	18-Nov-21
JMI Syringes & Medical Devices Ltd.	-	0.0%	30.0%	Record Date	18-Nov-21

**Important DSE News**
**POWERGRID**

The Board of Directors has recommended 20% cash dividend for the year ended on June 30, 2021. Date of AGM: 29.01.2022, Time: 10:00 AM, Venue: Digital Platform. Record Date: 06.12.2021. The Company has also reported EPS of Tk. 4.74, NAV per share of Tk. 120.67 and NOCFPS of Tk. 13.69 for the year ended on June 30, 2021 as against Tk. 3.43 (restated), Tk. 99.76 (restated) and Tk. 15.29 (restated) respectively for the same period of the previous year.

**(Q1 Un-audited):** EPS was Tk. 1.82 for July-September 2021 as against Tk. 1.25 for July-September 2020; NOCFPS was Tk. 2.71 for July-September 2021 as against Tk. 2.94 for July-September 2020. NAV per share was Tk. 126.20 as on September 30, 2021 and Tk. 120.67 as on June 30, 2021.

**ZAHINTEX**

**(Q1 Un-audited):** EPS was Tk. (0.96) for July-September 2021 as against Tk. (0.60) for July-September 2020; NOCFPS was Tk. (0.50) for July-September 2021 as against Tk. (0.34) for July-September 2020. NAV per share was Tk. 14.74 as on September 30, 2021 and Tk. 15.71 as on June 30, 2021.

**DAFODILCOM**

**(Q1 Un-audited):** EPS was Tk. 0.18 for July-September 2021 as against Tk. 0.15 for July-September 2020; NOCFPS was Tk. 0.76 for July-September 2021 as against Tk. 1.25 for July-September 2020. NAV per share was Tk. 13.60 as on September 30, 2021 and Tk. 13.42 as on June 30, 2021.

**FEKDIL**

**(Q1 Un-audited):** EPS was Tk. 0.22 for July-September 2021 as against Tk. 0.06 for July-September 2020; NOCFPS was Tk. 0.56 for July-September 2021 as against Tk. 0.17 for July-September 2020. NAV per share was Tk. 19.71 as on September 30, 2021 and Tk. 19.48 as on June 30, 2021.

**CENTRALINS**

**(Q3 Un-audited):** EPS was Tk. 0.80 for July-September 2021 as against Tk. 0.82 for July-September 2020; EPS was Tk. 2.01 for January-September 2021 as against Tk. 1.72 for January-September 2020. NOCFPS was Tk. 2.02 for January-September 2021 as against Tk. 1.84 for January-September 2020. NAV per share was Tk. 24.73 as on September 30, 2021 and Tk. 25.02 as on December 31, 2020.

**SUMITPOWER**

**(Q1 Unaudited):** Consolidated EPS was Tk. 1.02 from July-September 2021 as against Tk. 1.29 from July-September 2020. Consolidated NOCFPS was Tk. 0.80 from July-September 2021 as against Tk. 1.25 from July-September 2020. Consolidated NAV per share was Tk. 36.20 as on September 30, 2021 as against Tk. 34.45 as on June 30, 2021.

**ITC**

**(Q1 Un-audited):** EPS was Tk. 0.34 for July-September 2021 as against Tk. 0.25 for July-September 2020; NOCFPS was Tk. 0.85 for July-September 2021 as against Tk. (0.50) for July-September 2020. NAV per share was Tk. 16.83 as on September 30, 2021 and Tk. 16.48 as on June 30, 2021.

**Disclaimer:** This report has been prepared by BRAC EPL Stock Brokerage Ltd and is provided for information purposes. It is not, under any circumstances, to be used or considered as an offer to sell, or a solicitation of any offer to buy. Reasonable care has been taken to ensure that the information is not untrue and misleading. BRAC EPL Stock Brokerage Ltd makes no representation or warranty as to the accuracy or completeness of such information. All opinions and estimates included in this report constitute our judgment as of this date and are subject to change without notice.

**CONFIDCEM**

**(Q1 Un-audited):** Consolidated EPS was Tk. 2.32 for July-September 2021 as against Tk. 3.39 for July-September 2020; Consolidated NOCFPS was Tk. (3.76) for July-September 2021 as against Tk. (0.44) July-September 2020. Consolidated NAV per share was Tk. 76.61 as on September 30, 2021 and Tk. 74.26 as on September 30, 2020.

**SALVOCHEM**

**(Q1 Un-audited):** EPS was Tk. 0.55 for July-September 2021 as against Tk. 0.20 for July-September 2020; NOCFPS was Tk. 1.28 for July-September 2021 as against Tk. 0.42 for July-September 2020. NAV per share was Tk. 13.24 as on September 30, 2021 and Tk. 12.69 as on June 30, 2021.

**CENTRALPHL**

**(Q1 Un-audited):** EPS was Tk. (0.08) for July-September, 2021 as against Tk. 0.08 for July-September, 2020. NOCFPS was Tk. 0.00 for July-September, 2021 as against Tk. (0.03) for July-September, 2020. NAV per share was Tk. 6.45 as on September 30, 2021 and Tk. 6.53 as on June 30, 2021.

**STYLECRAFT**

**(Q1 Un-audited):** EPS was Tk. (2.05) for July-September, 2021 as against Tk. (0.18) for July-September, 2020. NOCFPS was Tk. 1.40 for July-September, 2021 as against Tk. 2.33 for July-September, 2020. NAV per share was Tk. 20.14 as on September 30, 2021 and Tk. 22.18 as on June 30, 2021.

**SAPORTL**

**(Q1 Un-audited):** Consolidated EPS was Tk. 0.22 for July-September 2021 as against Tk. 0.33 for July-September 2020; Consolidated NOCFPS was Tk. 0.38 for July-September 2021 as against Tk. 0.61 for July-September 2020. Consolidated NAV per share was Tk. 33.75 as on September 30, 2021 and Tk. 33.52 as on June 30, 2021.

**SILCOPHL**

As per Regulation 19(1) of the Dhaka Stock Exchange (Listing) Regulations, 2015, the Company has informed that a meeting of the Board of Directors will be held on November 23, 2021 at 3:30 PM to consider, among others, audited financial statements of the Company for the year ended on June 30, 2021.

**NLTUBES**

As per Regulation 19(1) of the Dhaka Stock Exchange (Listing) Regulations, 2015, the Company has informed that a meeting of the Board of Directors will be held on November 21, 2021 at 3:30 PM to consider, among others, audited financial statements of the Company for the year ended on June 30, 2021.

As per Regulation 16(1) of the Dhaka Stock Exchange (Listing) Regulations, 2015, the Company has informed that a meeting of the Board of Directors will be held on November 21, 2021 at 3:30 PM to consider, among others, un-audited financial statements of the Company for the First Quarter (Q1) period ended on September 30, 2021.

**LEGACYFOOT**

As per Regulation 16(1) of the Dhaka Stock Exchange (Listing) Regulations, 2015, the Company has informed that a meeting of the Board of Directors will be held on November 18, 2021 at 3:30 PM to consider, among others, un-audited financial statements of the Company for the First Quarter (Q1) period ended on September 30, 2021.