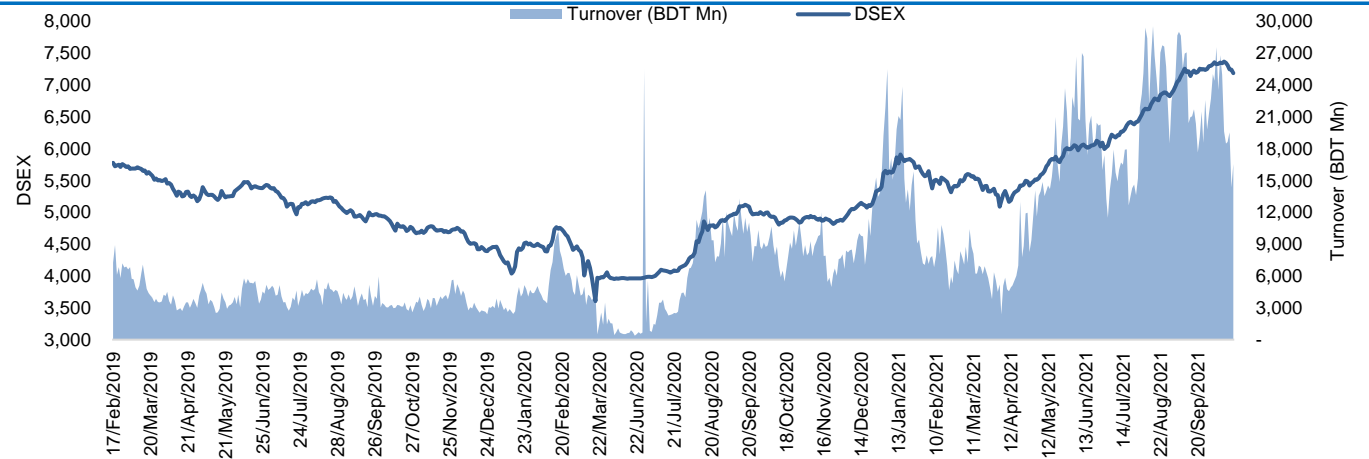


The market closed in red today. The benchmark index DSEX (-0.78%) lost 56.8 points and closed at 7,186.46. The blue-chip index DS30 (-0.51%), the Shariah-based index DSES (-1.35%), and the large-cap index CDSET (-0.07%) closed at 2,705.14, 1,546.32, and 1,448.09 points, respectively. All the large-cap sectors posted negative performance today. NBF1 experienced the highest loss of 2.46% followed by Fuel & Power (-2.02%), Pharmaceutical (-1.50%), Engineering (-0.92%), Telecommunication (-0.33%), Bank (+1.10%), and Food & Allied (+2.82%), respectively. Block trades contributed 0.2% of the overall market turnover. Fortune Shoes Limited (+9.0%) was the most traded share with a turnover of BDT 1,346 million.



Index	Closing	Opening	Point Δ	%Δ	YTD %Δ
DSEX	7,186.46	7,243.27	-56.80	-0.78%	+33.0%
DS30	2,705.14	2,719.14	-14.00	-0.51%	+37.7%
DSES	1,546.32	1,567.44	-21.12	-1.35%	+24.5%
CDSET	1,448.09	1,449.06	-0.97	-0.07%	+28.9%

	Advanced	Declined	Unchanged	Total
All Category	65	287	24	376
A Category (Equity)	48	212	18	278
B Category (Equity)	7	48	2	57
N Category (Equity)	1	10	0	11
Z Category (Equity)	9	17	4	30
Mutual Funds	4	24	8	36
Corporate Bonds	1	0	0	1

		Today	Last Day	Daily %Δ
Mcap	Mn BDT	5,773,600	5,801,128	-0.5%
	Mn USD	67,765	68,088	
Turnover	Mn BDT	16,554	14,339	+15.4%
	Mn USD	194	168	
Volume	Mn Shares	375	317	+18.4%
No. of Trade		229,664	212,466	+8.1%

Figure: Sectorial Turnover (BDT Mn)

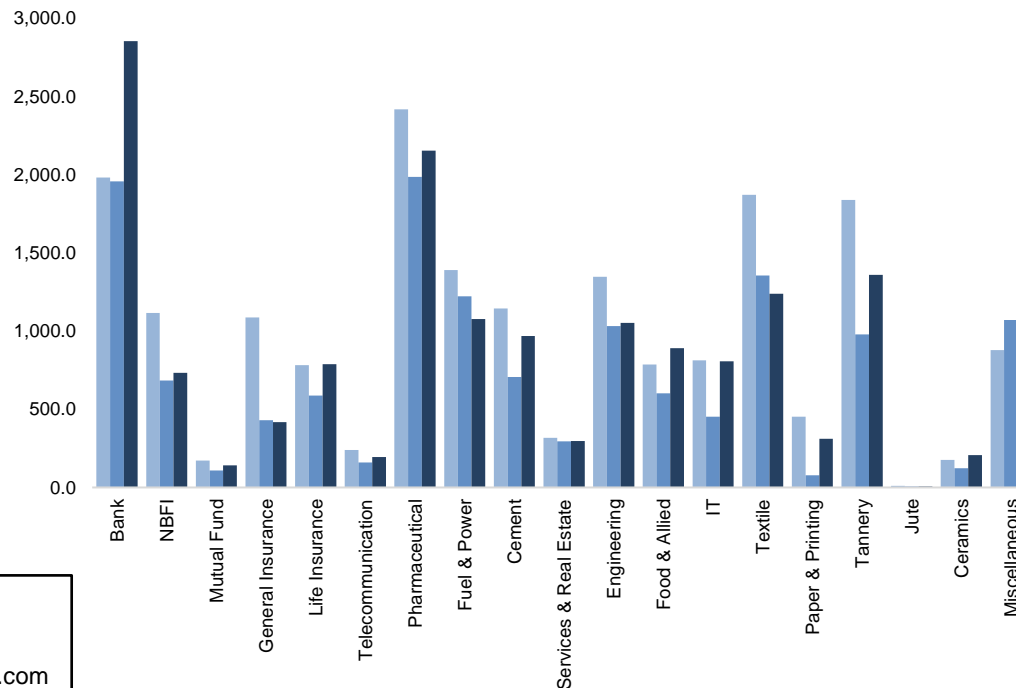
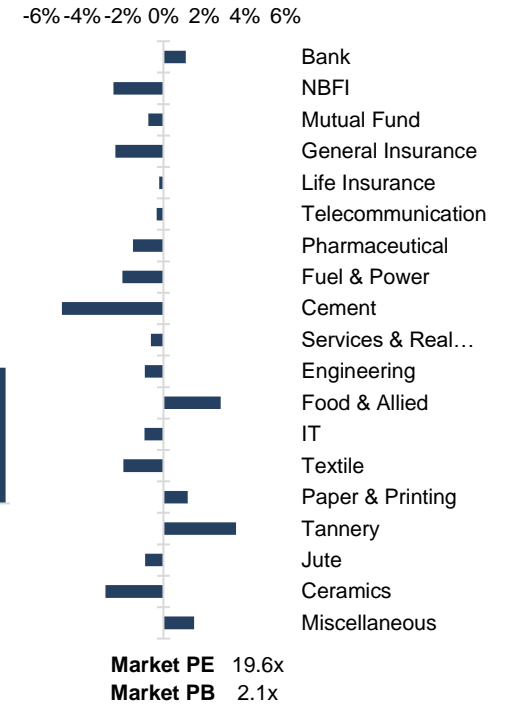


Figure: Sectorial Mcap Change



Anika Mafiz Research Analyst (880) 1708805206 anika.mafiz@bracepl.com	Fahim Hassan Research Associate (880) 1709636546 fahim.hassan@bracepl.com
---	---

Market PE 19.6x
Market PB 2.1x

Sector Index	Closing	Opening	Points Δ	%Δ	No. of Companies	Mcap (BDT Mn)	% of Total Mcap	Turnover (BDT Mn)	% of Total Turnover	PE	PB	Top Twenty Market Cap	Mcap (BDT Mn)	% of Total Mcap	Turnover (BDT Mn)	PE	PB
Bank	1,662	1,644	+18.15	+1.10%	32	727,643	14.1%	2,854.1	17.4%	8.3x	0.9x	GP	497,721	9.6%	43.3	13.6x	10.0x
NBFI	2,566	2,631	-64.70	-2.46%	23	254,043	4.9%	732.0	4.5%	22.1x	4.0x	BATBC	403,326	7.8%	714.6	29.9x	10.8x
Mutual Fund	989	996	-7.45	-0.75%	37	45,253	0.9%	141.2	0.9%	NM	0.9x	WALTONHIL	373,874	7.2%	16.6	22.8x	4.0x
General Insurance	5,251	5,378	-126.92	-2.36%	38	132,315	2.6%	417.3	2.6%	21.4x	2.4x	ROBI	208,994	4.0%	74.1	NM	3.2x
Life Insurance	2,888	2,894	-6.21	-0.21%	13	81,761	1.6%	788.3	4.8%	NM	NM	SQURPHARMA	208,671	4.0%	155.7	14.4x	2.4x
Telecommunication	6,261	6,282	-20.95	-0.33%	3	741,031	14.4%	194.8	1.2%	18.5x	6.0x	UPGDCL	166,720	3.2%	48.1	17.3x	5.5x
Pharmaceutical	4,144	4,207	-63.02	-1.50%	31	751,391	14.6%	2,154.3	13.2%	24.6x	3.0x	RENATA	140,442	2.7%	17.8	30.6x	5.8x
Fuel & Power	1,951	1,991	-40.26	-2.02%	23	539,915	10.5%	1,077.3	6.6%	14.3x	1.6x	BEXIMCO	126,190	2.4%	645.4	34.7x	1.9x
Cement	2,947	3,102	-155.06	-5.00%	7	159,741	3.1%	968.5	5.9%	22.3x	3.3x	ICB	112,814	2.2%	34.4	54.8x	2.6x
Services & Real Estate	1,425	1,434	-8.85	-0.62%	8	54,590	1.1%	295.9	1.8%	NM	1.2x	BXPBARMA	104,212	2.0%	158.3	22.8x	2.9x
Engineering	5,044	5,091	-46.82	-0.92%	42	612,903	11.9%	1,052.6	6.4%	22.6x	2.4x	LHBL	104,175	2.0%	908.5	26.4x	5.4x
Food & Allied	28,412	27,633	+778.65	+2.82%	20	506,151	9.8%	889.5	5.4%	37.7x	10.9x	BERGERPBL	83,420	1.6%	2.7	25.1x	7.2x
IT	3,471	3,503	-32.44	-0.93%	11	40,678	0.8%	806.6	4.9%	37.3x	2.9x	MARICO	72,059	1.4%	13.4	22.6x	26.5x
Textile	1,677	1,710	-33.56	-1.96%	58	176,276	3.4%	1,238.6	7.6%	NM	1.2x	BRACBANK	63,901	1.2%	19.5	11.0x	1.3x
Paper & Printing	7,382	7,295	+86.99	+1.19%	6	21,810	0.4%	310.6	1.9%	45.5x	1.5x	DUTCHBANGL	50,727	1.0%	39.7	9.3x	1.5x
Tannery	3,253	3,140	+112.29	+3.58%	6	35,849	0.7%	1,360.1	8.3%	NM	3.5x	BEACONPHAR	50,081	1.0%	63.0	49.6x	9.5x
Jute	8,774	8,854	-79.60	-0.90%	3	2,114	0.0%	5.9	0.0%	NM	15.3x	SUMITPOWER	49,763	1.0%	121.3	8.9x	1.4x
Ceramics	724	745	-21.18	-2.84%	5	34,400	0.7%	207.1	1.3%	39.2x	2.3x	ISLAMIBANK	48,783	0.9%	11.2	9.7x	0.8x
Miscellaneous	4,854	4,782	+71.86	+1.50%	14	244,921	4.7%	867.8	5.3%	32.3x	2.4x	POWERGRID	45,329	0.9%	243.0	21.0x	0.8x
												TITASGAS	42,537	0.8%	16.8	11.8x	0.6x

Top Ten Gainers	Close Price (BDT)	Δ%	Turnover (BDT Mn)	PE	PB
SBACBANK	21.0	+9.9%	204.2	10.9x	1.6x
MONNOFABR	27.3	+9.2%	29.1	NM	1.0x
FORTUNE	108.5	+9.0%	1,346.4	44.3x	7.0x
NRBCBANK	34.2	+8.2%	799.1	11.9x	2.2x
SONALIPAPR	554.5	+7.1%	277.4	72.6x	1.9x
SHURWID	18.9	+6.8%	9.8	8.6x	1.5x
IFIC	18.7	+5.1%	1,169.5	17.4x	1.1x
PRIMELIFE	67.2	+4.0%	2.4	NM	NM
BATBC	746.9	+3.8%	714.6	29.9x	10.8x
ALARABANK	27.1	+3.4%	72.2	10.0x	1.2x

Top Ten Losers	Close Price (BDT)	Δ%	Turnover (BDT Mn)	PE	PB
ORIONPHARM	104.2	-9.5%	1,033.4	34.0x	1.3x
IBP	22.6	-8.9%	119.4	24.7x	1.6x
IMAMBUTTON	27.0	-8.5%	2.7	NM	5.6x
PAPERPROC	144.4	-8.0%	8.0	NM	5.3x
FEKDIL	20.1	-7.8%	60.5	57.5x	1.1x
ADVENT	31.2	-7.7%	83.8	26.9x	2.3x
ORIONINFU	92.7	-7.3%	69.9	77.5x	7.2x
GPHISPAT	63.8	-7.3%	186.9	23.6x	3.4x
FUWANGCER	19.4	-7.2%	44.8	48.5x	1.7x
GBBPOWER	39.3	-7.1%	25.7	26.6x	1.9x

Top Twenty Free Float Mcap	Free Float Mcap (BDT Mn)	% of Total Free Float Mcap	PE	PB
SQURPHARMA	136,533	7.1%	14.4x	2.4x
BATBC	106,680	5.5%	29.9x	10.8x
BEXIMCO	87,639	4.6%	34.7x	1.9x
BXPBARMA	72,761	3.8%	22.8x	2.9x
RENATA	68,564	3.6%	30.6x	5.8x
GP	49,772	2.6%	13.6x	10.0x
LHBL	36,795	1.9%	26.4x	5.4x
BEACONPHAR	35,055	1.8%	49.6x	9.5x
BRACBANK	34,353	1.8%	11.0x	1.3x
EBL	25,041	1.3%	6.9x	1.2x
ISLAMIBANK	23,748	1.2%	9.7x	0.8x
OLYMPIC	21,516	1.1%	17.1x	4.0x
ROBI	20,795	1.1%	NM	3.2x
CITYBANK	20,415	1.1%	5.5x	1.0x
IFIC	20,082	1.0%	17.4x	1.1x
NBL	18,442	1.0%	8.6x	0.5x
SUMITPOWER	18,308	1.0%	8.9x	1.4x
PUBALIBANK	17,964	0.9%	6.4x	0.6x
ALARABANK	16,776	0.9%	10.0x	1.2x
UPGDCL	16,672	0.9%	17.3x	5.5x

Most Traded Share	Close Price (BDT)	Δ%	Turnover (BDT Mn)	PE	PB
FORTUNE	108.5	+9.0%	1,346.4	44.3x	7.0x
IFIC	18.7	+5.1%	1,169.5	17.4x	1.1x
ORIONPHARM	104.2	-9.5%	1,033.4	34.0x	1.3x
LHBL	89.7	-6.5%	908.5	26.4x	5.4x
NRBCBANK	34.2	+8.2%	799.1	11.9x	2.2x
BATBC	746.9	+3.8%	714.6	29.9x	####
DELTALIFE	199.5	+3.3%	692.3	NM	NM
GENEXIL	140.3	+2.3%	661.0	46.0x	7.5x
BEXIMCO	144.0	+3.2%	645.4	34.7x	1.9x
SONALIPAPR	554.5	+7.1%	277.4	72.6x	1.9x

Block Trade	Maximum Price (BDT)	Minimum Price (BDT)	No. of Trade	Quantity ('000)	Turnover (BDT)
ALARABANK	25.0	25.0	1.0	2,225	55,625
FORTUNE	103.0	92.0	6.0	419	41,963
SPCL	130.0	118.0	2.0	246	31,788
PHOENIXFIN	32.8	32.4	5.0	514	16,704
BNICL	135.0	135.0	1.0	81	10,935
ALIF	20.0	19.0	3.0	450	8,614
SALVOCHEM	50.1	50.1	4.0	120	6,012
SONALIPAPR	478.9	478.9	1.0	10	4,789
BERGERPBL	1,795.0	1,795.0	1.0	2	3.59
BAYLEASING	32.0	31.9	2.0	79	2,508

Block Trade	Maximum Price (BDT)	Minimum Price (BDT)	Turnover (BDT Mn)	Quantity ('000)	No. of Trade
ALARABANK	25.0	25.0	55.6	2,225	1
FORTUNE	103.0	92.0	42.0	419	6
SPCL	130.0	118.0	31.8	246	2
PHOENIXFIN	32.8	32.4	16.7	514	5
BNICL	135.0	135.0	10.9	81	1
ALIF	20.0	19.0	8.6	450	3
SALVOCHEM	50.1	50.1	6.0	120	4
SONALIPAPR	478.9	478.9	4.8	10	1
BERGERPBL	1,795.0	1,795.0	3.6	2	1
BAYLEASING	32.0	31.9	2.5	79	2
BBSCABLES	79.0	79.0	2.0	25	1
LHBL	101.0	101.0	1.4	14	1
DUTCHBANGL	87.7	87.7	1.1	12	1
PRAGATILIF	110.6	110.6	1.0	9	1
BSRMLTD	120.0	120.0	0.8	6	1
ADVENT	36.5	36.5	0.7	19	1
BENGALWTL	26.1	26.1	0.7	25	1
SILVAPHL	26.1	26.1	0.7	25	1
IFIC	17.9	17.9	0.6	34	1
Total			191.3		35

Upcoming Corporate Events

DSE Ticker	Right Share	Dividend		Event	Date
		Stock	Cash		
IBNSINA	-	0.0%	47.0%	Record Date	18-Oct-21
Summit Power Limited	-	0.0%	35.0%	Record Date	24-Oct-21
Bay Leasing & Investment Limited	-	0.0%	10.0%	Record Date	18-Oct-21
Apex Footwear Limited	-	5.0%	35.0%	Record Date	21-Oct-21
Deshbandhu Polymer Limited	-	0.0%	5.0%	Record Date	28-Oct-21
Apex Tannery Limited	-	0.0%	10.0%	Record Date	27-Oct-21
Index Agro Industries Limited	-	0.0%	25.0%	Record Date	31-Oct-21
Far East Knitting & Dyeing Industries Limited	-	0.0%	10.0%	Record Date	11-Nov-21

Disclaimer: This report has been prepared by BRAC EPL Stock Brokerage Ltd and is provided for information purposes. It is not, under any circumstances, to be used or considered as an offer to sell, or a solicitation of any offer to buy. Reasonable care has been taken to ensure that the information is not untrue and misleading. BRAC EPL Stock Brokerage Ltd makes no representation or warranty as to the accuracy or completeness of such information. All opinions and estimates included in this report constitute our judgment as of this date and are subject to change without notice.FP49

Important DSE News
DESCO

The Board of Directors has recommended 10% cash dividend for the year ended on June 30, 2021. Date of AGM: 15.01.2022, Time: 10:00 AM, Venue: Digital Platform, Record Date: 18.11.2021. The Company has also reported EPS of Tk. 1.86, NAV per share of Tk. 65.24 and NOCFPS of Tk. 14.82 for the year ended on June 30, 2021 as against Tk. 1.15, Tk. 46.76 and Tk. 11.10 respectively for the same period of the previous year. Reasons for significant deviations: EPS increases due to increase of sales volume as well as sales revenue. Revenue from operation increases due to increase of retail tariff and consumers. Operating profit decreases due to increase of salary and allowance, finance cost and depreciation. Income from other source (Net) increase due to increase of consumers. Net Income increases due to increase of sales volume and decrease of corporate tax rate. The Company has also reported that Before Revaluation NAV Per Share Tk. 47.99 and After Revaluation NAV Per Share Tk. 65.24.

LHBL

(Q3 Un-audited): Consolidated EPS was Tk. 0.81 for July-September, 2021 as against Tk. 0.56 for July-September, 2020; Consolidated EPS was Tk. 2.66 for January-September, 2021 as against Tk. 1.29 for January-September, 2020. Consolidated NOCFPS was Tk. 3.65 for January-September, 2021 as against Tk. 2.70 for January-September, 2020. Consolidated NAV per share was Tk. 16.61 as on September 30, 2021 and Tk. 14.89 as on December 31, 2020. The Company also informed that EPS increased compared to the previous period, mainly due to increased cement sales and new aggregate business. NOCFPS also increased compared to same period of last year, due to higher EPS and higher net cash generation from operation.

UNIQUEHRL

The company has informed that a meeting of the Board of Directors will be held on October 25, 2021 at 3:00 PM to consider, among others, audited financial statements of the Company for the year ended on June 30, 2021.

JAMUNABANK

The company has informed that a meeting of the Board of Directors will be held on October 27, 2021 at 4:00 PM to consider, among others, un-audited financial statements of the Company for the Third Quarter (Q3) period ended on September 30, 2021.

SAIHAMCOT

The company has informed that a meeting of the Board of Directors will be held on October 27, 2021 at 3:30 PM to consider, among others, audited financial statements of the Company for the year ended on June 30, 2021.

NBL

The Company has informed that meeting of the Board of Directors of the Company as per Regulation 16(1) of the Dhaka Stock Exchange (Listing) Regulations, 2015, will now be held on October 21, 2021 at 3:00 PM to consider, among others, un-audited financial statements of the Company for the Second Quarter (Q2) period ended on June 30,2021.

As per Regulation 16(1) of the Dhaka Stock Exchange (Listing) Regulations, 2015, the Company has informed that a meeting of the Board of Directors will be held on October 21, 2021 at 3:00 PM to consider, among others, un-audited financial statements of the Company for the Third Quarter (Q3) period ended on September 30, 2021.

SAIHAMTEX

The company has informed that a meeting of the Board of Directors will be held on October 28, 2021 at 3:00 PM to consider, among others, audited financial statements of the Company for the year ended on June 30, 2021.

MERCANBANK

As per Court Order to transfer 1,02,80,924 shares of Mercantile Bank Ltd. from Late Abdul Jalil, one of the Sponsors of Mercantile Bank Ltd. (the transferor/pledgor) to Aviva Finance Limited (the transferee/pledgee) outside the trading system of the exchange within October 31, 2021 from the date of issuance of approval letter by DSE, under Regulation-47 of the Dhaka Stock Exchange (Listing) Regulations, 2015.

LINDEBD

The company has informed that a meeting of the Board of Directors will be held on October 21, 2021 at 3:30 PM to consider, among others, un-audited financial statements of the Company for the Third Quarter (Q3) period ended on September 30, 2021.

KDSALTD

The company has informed that a meeting of the Board of Directors will be held on October 25, 2021 at 4:00 PM to consider, among others, audited financial statements of the Company for the year ended on June 30, 2021.

UNITEDINS

The company has informed that a meeting of the Board of Directors will be held on October 21, 2021 at 3:00 PM to consider, among others, un-audited financial statements of the Company for the Third Quarter (Q3) period ended on September 30, 2021.

MEGHNAPET

The company has informed that a meeting of the Board of Directors will be held on October 31, 2021 at 3:00 PM to consider, among others, un-audited financial statements of the Company for the First Quarter (Q1) period ended on September 30, 2021.

MEGCONMILK

The company has informed that a meeting of the Board of Directors will be held on October 31, 2021 at 2:35 PM to consider, among others, un-audited financial statements of the Company for the First Quarter (Q1) period ended on September 30, 2021.

MEGHNAPET

The company has informed that a meeting of the Board of Directors will be held on October 27, 2021 at 3:00 PM to consider, among others, audited financial statements of the Company for the year ended on June 30, 2021.

MEGCONMILK

The company has informed that a meeting of the Board of Directors will be held on October 27, 2021 at 2:35 PM to consider, among others, audited financial statements of the Company for the year ended on June 30, 2021.

TAMIJTEX

The company has informed that a meeting of the Board of Directors will be held on October 26, 2021 at 3:30 PM to consider, among others, audited financial statements of the Company for the year ended on June 30, 2021.

WATACHEM

The company has informed that a meeting of the Board of Directors will be held on October 20, 2021 at 4:30 PM to consider, among others, un-audited financial statements of the Company for the Third Quarter (Q3) period ended on March 31, 2021.

OIMEX

The company has informed that a meeting of the Board of Directors will be held on October 27, 2021 at 3:30 PM to consider, among others, audited financial statements of the Company for the year ended on June 30, 2021.

KBPPWBIL

Disclaimer: This report has been prepared by BRAC EPL Stock Brokerage Ltd and is provided for information purposes. It is not, under any circumstances, to be used or considered as an offer to sell, or a solicitation of any offer to buy. Reasonable care has been taken to ensure that the information is not untrue and misleading. BRAC EPL Stock Brokerage Ltd makes no representation or warranty as to the accuracy or completeness of such information. All opinions and estimates included in this report constitute our judgment as of this date and are subject to change without notice.