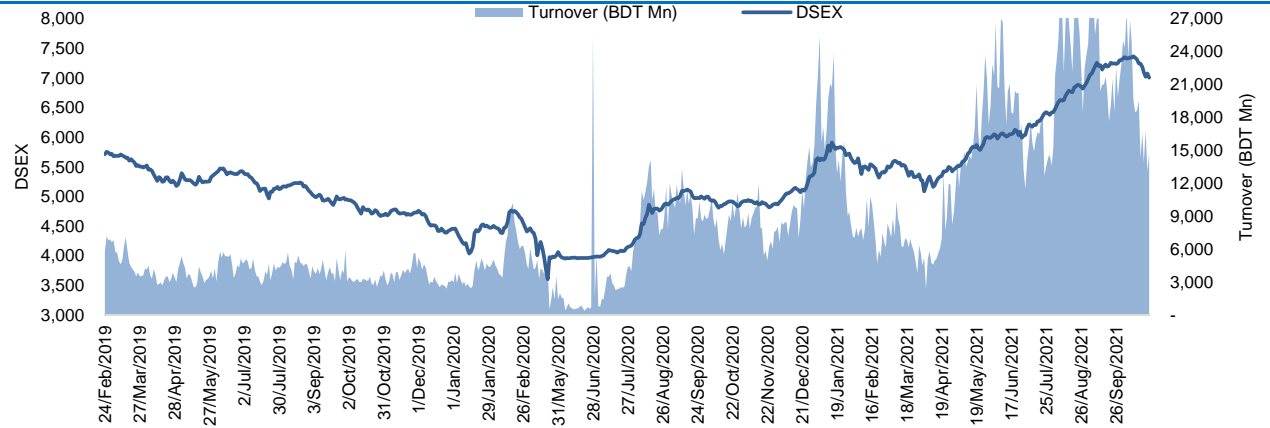


The market closed in red today. The benchmark index DSEX (-1.00%) lost 70.52 points and closed at 7,005.71. The blue-chip index DS30 (-0.04%), the Shariah-based index DSES (-2.00%), and the large-cap index CDSET (+0.11%) closed at 2,698.31, 1,487.79, and 1,442.99 points, respectively. All the large-cap sectors posted negative performance today. NBF1 experienced the highest loss of 1.73% followed by Telecommunication (-1.48%), Pharmaceutical (-1.47%), Engineering (-1.03%), Food & Allied (-0.90%), Bank (-0.59%), and Fuel & Power (-0.03%), respectively. Block trades contributed 0.2% of the overall market turnover. Bangladesh Export Import Company Ltd. (+7.5%) was the most traded share with a turnover of BDT 3,422 million.

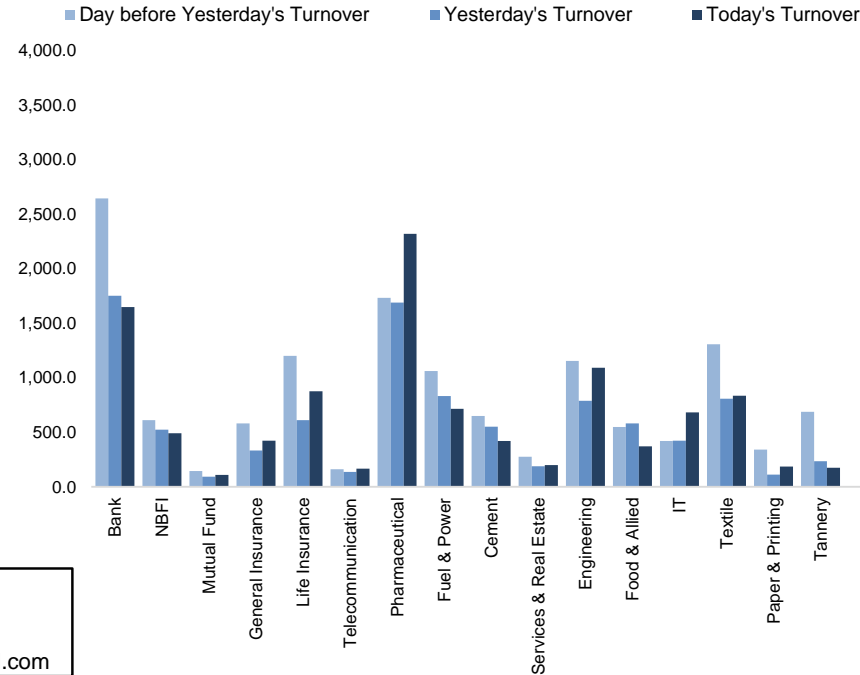


Index	Closing	Opening	Point Δ	%Δ	YTD %Δ
DSEX	7,005.71	7,076.23	-70.52	-1.00%	+29.7%
DS30	2,698.31	2,699.34	-1.02	-0.04%	+37.4%
DSES	1,487.79	1,518.16	-30.38	-2.00%	+19.8%
CDSET	1,442.99	1,441.41	+1.58	+0.11%	+28.5%

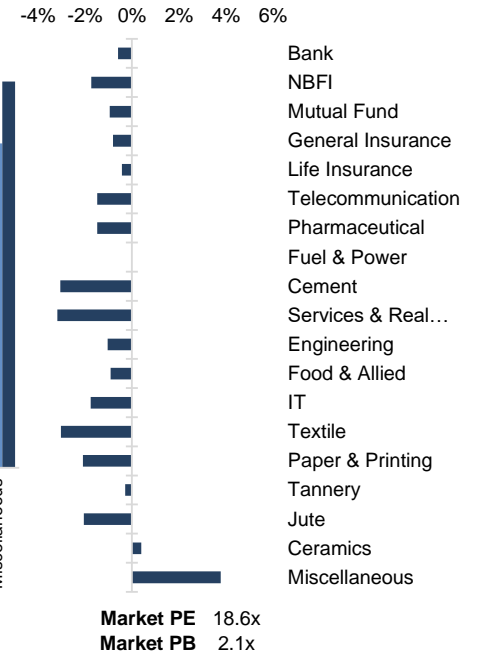
	Advanced	Declined	Unchanged	Total
All Category	57	292	26	375
A Category (Equity)	45	208	24	277
B Category (Equity)	3	53	1	57
N Category (Equity)	0	11	0	11
Z Category (Equity)	9	20	1	30
Mutual Funds	2	19	15	36
Corporate Bonds	0	0	1	1

		Today	Last Day	Daily %Δ
Mcap	Mn BDT	5,653,034	5,698,512	
	Mn USD	66,350	66,884	-0.8%
Turnover	Mn BDT	14,710	13,110	
	Mn USD	173	154	+12.2%
Volume	Mn Shares	287	273	+5.2%
No. of Trade		191,199	176,258	+8.5%

**Figure: Sectorial Turnover (BDT Mn)**



**Figure: Sectorial Mcap Change**



Market PE 18.6x  
Market PB 2.1x

**Anika Mafiz**  
Research Analyst  
(880) 1708805206  
anika.mafiz@bracepl.com

**Fahim Hassan**  
Research Associate  
(880) 1709636546  
fahim.hassan@bracepl.com

Sector Index	Closing	Opening	Points Δ	%Δ	No. of Companies	Mcap (BDT Mn)	% of Total Mcap	Turnover (BDT Mn)	% of Total Turnover	PE	PB	Top Twenty Market Cap	Mcap (BDT Mn)	% of Total Mcap	Turnover (BDT Mn)	PE	PB
Bank	1,629	1,639	-9.73	-0.59%	32	712,984	14.1%	1,646.9	11.4%	8.2x	0.9x	GP	486,108	9.6%	30.9	13.4x	11.7x
NBFI	2,439	2,482	-43.00	-1.73%	23	241,399	4.8%	491.2	3.4%	21.0x	3.9x	BATBC	384,966	7.6%	238.6	28.5x	10.3x
Mutual Fund	957	966	-9.14	-0.95%	37	43,804	0.9%	109.1	0.8%	NM	0.9x	WALTONHIL	368,815	7.3%	11.6	22.5x	3.9x
General Insurance	5,182	5,224	-41.90	-0.80%	38	130,584	2.6%	422.4	2.9%	21.2x	2.3x	ROBI	204,803	4.1%	56.0	NM	3.1x
Life Insurance	2,926	2,939	-12.59	-0.43%	13	82,853	1.6%	875.4	6.1%	NM	NM	SQRPHARMA	200,515	4.0%	433.9	12.6x	2.2x
Telecommunication	6,131	6,223	-91.95	-1.48%	3	725,640	14.4%	167.0	1.2%	18.1x	6.3x	UPGDCL	177,735	3.5%	177.4	18.4x	5.9x
Pharmaceutical	4,046	4,106	-60.38	-1.47%	31	733,623	14.6%	2,319.3	16.1%	22.4x	2.9x	BEXIMCO	146,959	2.9%	3,421.9	22.3x	2.1x
Fuel & Power	1,926	1,927	-0.61	-0.03%	23	533,093	10.6%	714.7	5.0%	14.2x	1.6x	RENATA	140,452	2.8%	67.5	27.7x	5.5x
Cement	2,770	2,858	-87.08	-3.05%	7	150,182	3.0%	419.3	2.9%	21.4x	3.1x	ICB	107,738	2.1%	16.5	52.3x	2.4x
Services & Real Estate	1,324	1,367	-43.31	-3.17%	8	50,713	1.0%	200.1	1.4%	NM	1.1x	BXPHARMA	100,911	2.0%	348.4	19.7x	2.7x
Engineering	4,916	4,968	-51.10	-1.03%	42	597,362	11.8%	1,090.6	7.6%	20.6x	2.3x	LHBL	99,530	2.0%	333.9	25.2x	5.2x
Food & Allied	27,198	27,445	-247.49	-0.90%	20	484,525	9.6%	371.8	2.6%	35.9x	10.4x	BERGERPBL	82,599	1.6%	0.9	24.8x	7.2x
IT	3,332	3,392	-59.40	-1.75%	11	39,055	0.8%	683.1	4.7%	35.8x	2.8x	MARICO	72,938	1.4%	36.1	22.1x	31.0x
Textile	1,554	1,603	-48.35	-3.02%	58	163,415	3.2%	834.1	5.8%	NM	1.1x	BRACBANK	63,622	1.3%	9.0	10.9x	1.3x
Paper & Printing	6,994	7,143	-148.88	-2.08%	6	20,666	0.4%	184.8	1.3%	43.1x	1.4x	SUMITPOWER	49,336	1.0%	0.0	8.8x	1.4x
Tannery	3,161	3,170	-9.04	-0.29%	6	34,836	0.7%	175.3	1.2%	NM	3.4x	BEACONPHAR	49,180	1.0%	42.7	48.7x	9.4x
Jute	8,239	8,411	-171.99	-2.04%	3	1,985	0.0%	3.7	0.0%	NM	14.4x	DUTCHBANGL	48,703	1.0%	9.3	8.9x	1.4x
Ceramics	698	695	+2.80	+0.40%	5	33,177	0.7%	171.3	1.2%	37.9x	2.2x	ISLAMIBANK	48,300	1.0%	12.7	9.0x	0.7x
Miscellaneous	5,188	4,999	+189.15	+3.78%	14	261,791	5.2%	3,540.8	24.6%	24.8x	2.5x	POWERGRID	42,336	0.8%	139.1	19.6x	0.8x
												TITASGAS	38,975	0.8%	15.7	11.3x	0.5x

Top Ten Gainers	Close Price (BDT)	Δ%	Turnover (BDT Mn)	PE	PB
ARAMITCEM	57.0	+9.8%	9.7	NM	2.2x
BEACHHATCH	21.6	+9.6%	7.9	NM	2.2x
BEXIMCO	167.7	+7.5%	3,421.9	22.3x	2.1x
ZEALBANGLA	136.6	+5.9%	2.0	NM	NM
BSRMLTD	119.0	+5.2%	213.5	6.3x	0.9x
ORIONPHARM	110.6	+4.4%	793.1	36.1x	1.4x
SQUARETEXT	51.9	+4.2%	18.6	15.2x	1.3x
NRBCBANK	36.0	+4.0%	728.4	12.5x	2.4x
UPGDCL	306.6	+4.0%	177.4	18.4x	5.9x
RAKCERAMIC	47.0	+4.0%	30.4	25.5x	2.9x

Top Twenty Free Float Mcap	Free Float Mcap (BDT Mn)	% of Total Free Float Mcap	PE	PB
SQRPHARMA	131,197	7.0%	12.6x	2.2x
BEXIMCO	102,063	5.4%	22.3x	2.1x
BATBC	101,824	5.4%	28.5x	10.3x
BXPHARMA	70,456	3.8%	19.7x	2.7x
RENATA	68,569	3.7%	27.7x	5.5x
GP	48,611	2.6%	13.4x	11.7x
LHBL	35,154	1.9%	25.2x	5.2x
BEACONPHAR	34,424	1.8%	48.7x	9.4x
BRACBANK	34,203	1.8%	10.9x	1.3x
EBL	24,775	1.3%	6.8x	1.2x
ISLAMIBANK	23,513	1.3%	9.0x	0.7x
OLYMPIC	20,849	1.1%	16.6x	3.9x
ROBI	20,378	1.1%	NM	3.1x
CITYBANK	19,555	1.0%	6.5x	0.9x
IFIC	18,901	1.0%	16.4x	1.0x
SUMITPOWER	18,151	1.0%	8.8x	1.4x
PUBALIBANK	17,964	1.0%	6.4x	0.6x
UPGDCL	17,773	0.9%	18.4x	5.9x
ORIONPHARM	17,604	0.9%	36.1x	1.4x
NBL	17,553	0.9%	7.0x	0.5x

Most Traded Share	Close Price (BDT)	Δ%	Turnover (BDT Mn)	PE	PB
BEXIMCO	167.7	+7.5%	3,421.9	22.3x	2.1x
ORIONPHARM	110.6	+4.4%	793.1	36.1x	1.4x
DELTALIFE	215.0	+0.9%	784.6	NM	NM
NRBCBANK	36.0	+4.0%	728.4	12.5x	2.4x
GENEXIL	141.1	+0.1%	617.3	46.3x	7.5x
SQRPHARMA	226.2	-3.3%	433.9	12.6x	2.2x
IFIC	17.6	-	397.6	16.4x	1.0x
BXPHARMA	226.2	-1.5%	348.4	19.7x	2.7x
LHBL	85.7	-2.8%	333.9	25.2x	5.2x
BATBC	712.9	-0.6%	238.6	28.5x	10.3x

Top Ten Losers	Close Price (BDT)	Δ%	Turnover (BDT Mn)	PE	PB
FASFIN	6.7	-10.7%	14.5	NM	NM
BBS	16.5	-10.3%	7.6	NM	1.2x
ACTIVEFINE	23.5	-10.0%	114.7	NM	1.1x
AZIZPIPES	102.6	-9.8%	8.5	NM	NM
DESHBANDHU	25.0	-9.7%	91.0	NM	2.5x
APOLOISPAT	8.9	-9.2%	22.4	NM	0.5x
RINGSHINE	10.0	-9.1%	42.9	34.8x	0.6x
AFCAGRO	25.6	-8.9%	19.6	NM	1.4x
HEIDELBCEM	293.3	-8.2%	11.4	28.7x	3.9x
DSHGARME	148.5	-8.2%	5.4	NM	7.8x

Block Trade	Maximum Price (BDT)	Minimum Price (BDT)	No. of Trade	Quantity ('000)	Turnover (BDT Mn)
CNATEX	8.4	8.4	1.0	10,700	89.88
DELTALIFE	215.0	215.0	1.0	330	70.95
GP	360.0	360.0	1.0	100	36.00
RUPALIINS	49.5	49.5	1.0	474	23.48
SPCERAMICS	40.5	40.5	1.0	345	13.97
ORIONPHARM	111.0	96.5	3.0	93	10.21
ALIF	18.5	18.0	2.0	410	7.44
AIL	62.0	60.0	2.0	111	6.70
BATBC	712.5	712.5	1.0	7	5.06
SONALIPAPR	509.4	509.4	1.0	10	4.84

\*NBFI Sector PE calculation methodology has been modified to reflect positive earnings only.

Block Trade	Maximum Price (BDT)	Minimum Price (BDT)	Turnover (BDT Mn)	Quantity ('000)	No. of Trade
CNATEX	8.4	8.4	89.9	10,700	1
DELTALIFE	215.0	215.0	71.0	330	1
GP	360.0	360.0	36.0	100	1
RUPALIINS	49.5	49.5	23.5	474	1
SPCERAMICS	40.5	40.5	14.0	345	1
ORIONPHARM	111.0	96.5	10.2	93	3
ALIF	18.5	18.0	7.4	410	2
AIL	62.0	60.0	6.7	111	2
BATBC	712.5	712.5	5.1	7	1
SONALIPAPR	509.4	509.4	4.8	10	1
LHBL	93.0	93.0	2.6	28	2
NHFIL	66.8	66.8	2.6	39	1
SAIFPOWER	38.5	38.5	2.5	65	1
IPDC	43.7	43.7	2.2	51	1
ISLAMICFIN	29.7	29.7	2.2	74	1
METROSPIN	25.5	25.5	2.2	86	1
GENEXIL	139.0	139.0	2.1	15	1
ISLAMIINS	66.0	66.0	1.2	18	1
BDTHAI	27.8	27.8	1.0	36	2
AOL	49.2	49.2	1.0	20	1
SALVOCHEM	53.2	53.2	0.5	10	1
BSRMSTEEL	74.0	74.0	0.5	7	1
<b>Total</b>			<b>289.7</b>		<b>29</b>

**Upcoming Corporate Events**

DSE Ticker	Right Share	Dividend		Event	Date
		Stock	Cash		
Deshbandhu Polymer Limited	-	0.0%	5.0%	Record Date	28-Oct-21
Apex Tannery Limited	-	0.0%	10.0%	Record Date	27-Oct-21
Index Agro Industries Limited	-	0.0%	25.0%	Record Date	31-Oct-21
Quasem Industries Ltd.	-	10.0%	0.0%	Record Date	3-Nov-21
Fortune Shoes Limited	-	5.0%	10.0%	Record Date	4-Nov-21
Far East Knitting & Dyeing Industries Limited	-	0.0%	10.0%	Record Date	11-Nov-21
Anwar Galvanizing Ltd.	-	10.0%	20.0%	Record Date	18-Nov-21
Envoy Textiles Limited	-	0.0%	5.0%	Record Date	15-Nov-21
Nahee Aluminum Composite Panel Ltd.	-	0.0%	10.0%	Record Date	10-Nov-21
Taufika Foods and Lovello Ice-cream PLC	-	0.0%	11.0%	Record Date	17-Nov-21
Bangladesh Lamps Limited	-	0.0%	20.0%	Record Date	10-Nov-21
MJL Bangladesh Limited	-	0.0%	55.0%	Record Date	17-Nov-21
Doreen Power Generations and Systems Limited	-	12.0%	13.0%	Record Date	9-Nov-21
Titas Gas Transmission & Dist. Co. Ltd.	-	0.0%	22.0%	Record Date	11-Nov-21
Square Pharmaceuticals Ltd.	-	0.0%	60.0%	Record Date	22-Nov-21
Square Textile Ltd.	-	0.0%	20.0%	Record Date	22-Nov-21
Marico Bangladesh Limited	-	0.0%	200.0%	Record Date	11-Nov-21

**Important DSE News**

**SQURPHARMA**

The Board of Directors has recommended 60% cash dividend for the year ended on June 30, 2021. The Board has also approved Tk. 300.00 crore for BMRE, Capital Machineries and Lands for future expansion. Record Date: 22.11.2021. The Company has also reported Consolidated EPS of Tk. 17.99, Consolidated NAV per share of Tk. 102.54 and Consolidated NOCFPS of Tk. 12.43 for the year ended on June 30, 2021.

**SQUARETEXT**

The Board of Directors has recommended 20% cash dividend. The Board has also approved Tk. 30.00 crore for BMRE purpose. Record Date: 22.11.2021. The Company has also reported Consolidated EPS of Tk. 3.41, Consolidated NAV per share of Tk. 38.69 and Consolidated NOCFPS of Tk. 6.33 for the year ended on June 30, 2021. The Company has also approved a new investment plan to increase the production capacity of the factory: Facility to be built: Yarn production capacity; Capacity to be increased: 11,565 tons per annum.

**MARICO**

The Board of Directors of the Company has declared 200% interim cash dividend based on 6 months financials for the period ended on September 30, 2021. Record date: 11.11.2021. (Q2 Audited): EPS was Tk. 28.45 for July-September 2021. NOCFPS was Tk. 69.46 for April-September 2021. NAV per share was Tk. 74.69 as on September 30, 2021.

**BEXIMCO**

The Board of Directors has recommended 35% cash dividend. Record Date: 22.11.2021. The Company has also reported EPS of Tk. 7.53, NAV per share of Tk. 78.28 and NOCFPS of Tk. (2.03) for the year ended on June 30, 2021. The Board has also decided to increase the Authorized Share Capital of the Company from Tk. 1,000 crore to Tk. 3,000 crore.

**BXPHARMA**

The Board of Directors has recommended 35% cash dividend for the year ended on June 30, 2021. Date of AGM: 23.12.2021, Time: 10:30 AM, Venue: Digital Platform. Record Date: 22.11.2021. The Company has also reported Consolidated EPS of Tk. 11.49, Consolidated NAV per share of Tk. 83.01 and Consolidated NOCFPS of Tk. 13.50 for the year ended on June 30, 2021.

**BXSYNTH**

The Board of Directors has recommended No dividend for the year ended on June 30, 2021. Record Date: 22.11.2021. The Company has also reported EPS of Tk. (1.38), NAV per share of Tk. (2.78) and NOCFPS of Tk. (1.42) for the year ended on June 30, 2021.

**Disclaimer:** This report has been prepared by BRAC EPL Stock Brokerage Ltd and is provided for information purposes. It is not, under any circumstances, to be used or considered as an offer to sell, or a solicitation of any offer to buy. Reasonable care has been taken to ensure that the information is not untrue and misleading. BRAC EPL Stock Brokerage Ltd makes no representation or warranty as to the accuracy or completeness of such information. All opinions and estimates included in this report constitute our judgment as of this date and are subject to change without notice.

**SPCERAMICS**

The Board of Directors has recommended 2.5% cash dividend for the year ended on June 30, 2021. Date of AGM: 23.12.2021, Time: 11:30 AM, Venue: Digital Platform. Record Date: 22.11.2021. The Company has also reported EPS of Tk. 0.32, NAV per share of Tk. 30.63 and NOCFPS of Tk. 0.10 for the year ended on June 30, 2021.

**BBSCABLES**

The Board of Directors has recommended 10% cash and 5% stock dividend for the year ended on June 30, 2021. Date of AGM: 20.12.2021, Time: 12:30 PM, Venue: Digital Platform. Record date: 14.11.2021. The Company has also reported EPS of Tk. 4.84, NAV per share of Tk. 33.50 and NOCFPS of Tk. 3.64 for the year ended on June 30, 2021. The Company has informed that the Board has approved BDT 10 Crore for purchasing land, building and capital machineries for business expansion.

**BBS**

The Board of Directors has recommended 2% cash dividend for the year ended on June 30, 2021. Date of AGM: 20.12.2021, Time: 3:30 PM, Venue: Digital Platform. Record date: 14.11.2021. The Company has also reported EPS of Tk. (0.22) NAV per share of Tk. 14.26 and NOCFPS of Tk. 1.77 for the year ended on June 30.

**UNITEDINS**

**(Q3 Un-audited):** EPS was Tk. 0.59 for July-September 2021 as against Tk. 1.07 for July-September 2020; EPS was Tk. 1.80 for January-September 2021 as against Tk. 1.60 for January-September 2020. NOCFPS was Tk. 0.38 for January-September 2021 as against Tk. 1.68 for January-September 2020. NAV per share was Tk. 41.26 as on September 30, 2021 and Tk. 33.04 as on December 31, 2020.

**ISLAMIBANK**

**(Q3 Un-audited):** Consolidated EPS was Tk. 0.59 for July-September 2021 as against Tk. 0.36 for July-September 2020; Consolidated EPS was Tk. 2.67 for January-September 2021 as against Tk. 2.30 for January-September 2020. Consolidated NOCFPS was Tk. 58.13 for January-September 2021 as against Tk. 60.04 for January-September 2020. Consolidated NAV per share was Tk. 40.59 as on September 30, 2021 and Tk. 38.20 as on September 30, 2020.

**CITYBANK**

**(Q3 Un-audited):** Consolidated EPS was Tk. 0.90 for July-September 2021 as against Tk. 1.89 for July-September 2020; Consolidated EPS was Tk. 2.97 for January-September, 2021 as against Tk. 2.89 for January-September, 2020. Consolidated NOCFPS was Tk. (6.59) for January-September 2021 as against Tk. 0.91 for January-September 2020. Consolidated NAV per share was Tk. 30.11 as on September 30, 2021 and Tk. 27.65 as on December 31, 2020.

**BSCCL**

The Board of Directors has recommended 37% cash dividend. Record Date: 11.11.2021. The Company has also reported EPS of Tk. 11.57, NAV per share of Tk. 52.49 and NOCFPS of Tk. 15.18 for the year ended on June 30. The Company has informed that the Board of Directors of BSCCL has approved applying for Submarine Cable Systems and Services License for the company.

**RENATA**

The Board of Directors has recommended 145% cash and 10% stock dividend. Record Date for AGM: 15.11.2021. The Company has also reported Consolidated EPS of Tk. 51.94, Consolidated NAV per share of Tk. 263.85 and Consolidated NOCFPS of Tk. 44.34 for the year ended on June 30, 2021 as against Tk. 41.17, Tk. 223.32 and Tk. 48.08 respectively for the same period of the previous year.

**NBL**

**(Q2 & Q3 Un-audited):** Consolidated EPS was Tk. 0.17 for April-June 2021. Consolidated NAV per share was Tk. 17.29 as on June 30, 2021. Consolidated EPS was Tk. 0.14 for July-September 2021. Consolidated NAV per share was Tk. 17.38 as on September 30, 2021.

**BSRMSTEEL**

The Board of Directors has recommended final 30% cash dividend. Record Date: 18.11.2021. The Company has also reported EPS of Tk. 8.10, NAV per share of Tk. 62.38 and NOCFPS of Tk. 20.87 for the year ended on June 30, 2021. The board has approved revised capital investment of BDT 1,850 Crore against previous PSI dated October 15, 2020 for BDT 700 crore for setting up of new bar and wire rolling and expansion of melting unit to enhance capacity of rolling by 6.00 lac M.ton per annum and melting 2.5 lac M.Ton per annum.

**BSRMLTD**

The Board of Directors has recommended 40% final cash dividend. Record Date: 18.11.2021. The Company has also reported Consolidated EPS of Tk. 18.96, Consolidated NAV per share of Tk. 127.56 and Consolidated NOCFPS of Tk. 29.28 for the year ended on June 30, 2021.

**LINDEBD**

**(Q3 Un-audited):** EPS was Tk. 17.99 for July-September 2021. NOCFPS was Tk. 44.13 for January-September 2021. NAV per share was Tk. 375.16 as on September 30, 2021.

**Disclaimer:** This report has been prepared by BRAC EPL Stock Brokerage Ltd and is provided for information purposes. It is not, under any circumstances, to be used or considered as an offer to sell, or a solicitation of any offer to buy. Reasonable care has been taken to ensure that the information is not untrue and misleading. BRAC EPL Stock Brokerage Ltd makes no representation or warranty as to the accuracy or completeness of such information. All opinions and estimates included in this report constitute our judgment as of this date and are subject to change without notice.