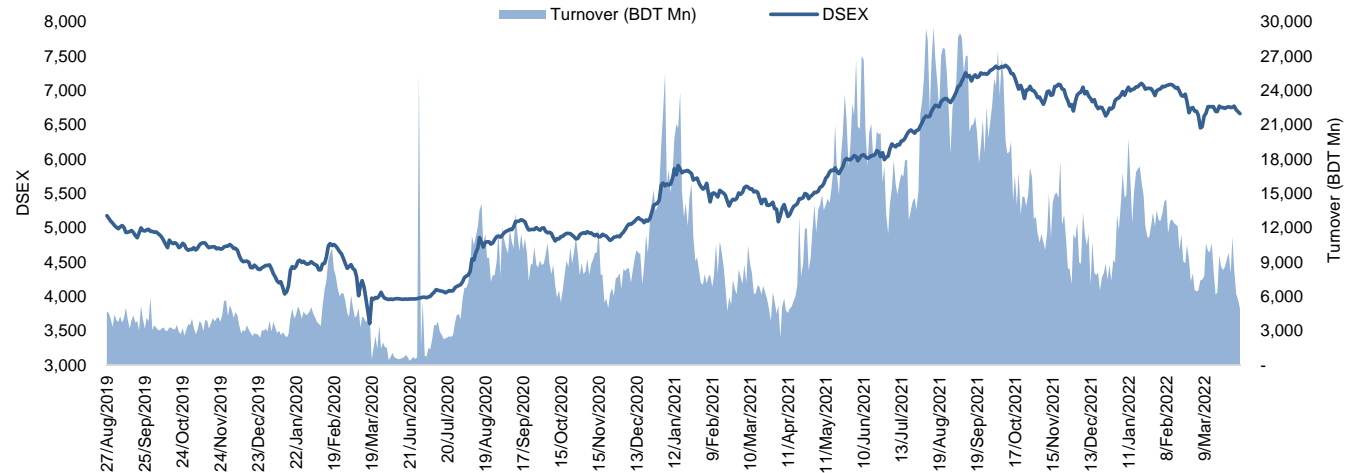


**Daily Market Update**

The market closed in red today. The benchmark index DSEX (-0.48%) lost 31.82 points and closed at 6,662.48. The blue-chip index DS30 (-0.23%), the Shariah-based index DSES (-0.31%), and the large-cap index CDSET (-0.25%) closed at 2,459.04, 1,456.22, and 1,331.32 points, respectively. All the large-cap sectors posted negative performance today. NBFi experienced the highest loss of 1.19% followed by Telecommunication (-1.02%), Food & Allied (-0.57%), Fuel & Power (-0.49%), Bank (-0.43%), Pharmaceutical (-0.15%), and Engineering (-0.04%), respectively. Block trades contributed 1.1% of the overall market turnover. LafargeHolcim Bangladesh Limited (+1.9%) was the most traded share with a turnover of BDT 406 million.



Index	Closing	Opening	Point Δ	%Δ	YTD %Δ
DSEX	6,662.48	6,694.30	-31.82	-0.48%	-1.4%
DS30	2,459.04	2,464.63	-5.59	-0.23%	-2.9%
DSES	1,456.22	1,460.77	-4.55	-0.31%	+1.8%
CDSET	1,331.32	1,334.68	-3.36	-0.25%	-2.0%

	Advanced	Declined	Unchanged	Total
All Category	44	293	38	375
A Category (Equity)	31	201	26	258
B Category (Equity)	8	72	8	88
N Category (Equity)	1	4	1	6
Z Category (Equity)	4	16	3	23
Mutual Funds	1	20	14	35
Corporate Bonds	0	1	1	2

		Today	Last Day	Daily %Δ
Mcap	Mn BDT	5,334,878	5,358,544	-0.4%
	Mn USD	62,033	62,309	
Turnover	Mn BDT	4,905	5,758	-14.8%
	Mn USD	57	67	
Volume	Mn Shares	124	139	-10.6%
No. of Trade		98,445	104,004	-5.3%

Figure: Sectorial Turnover (BDT)

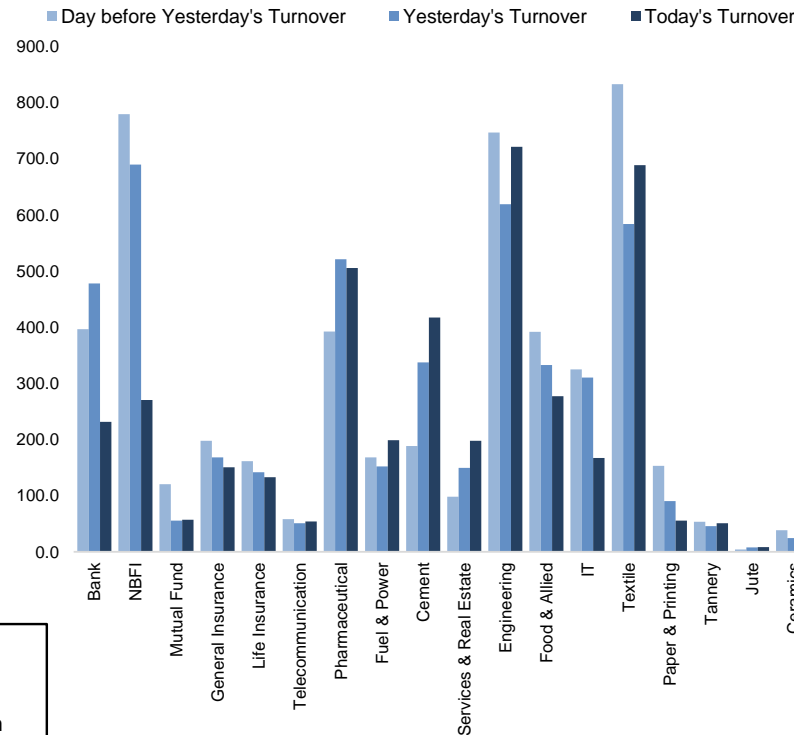
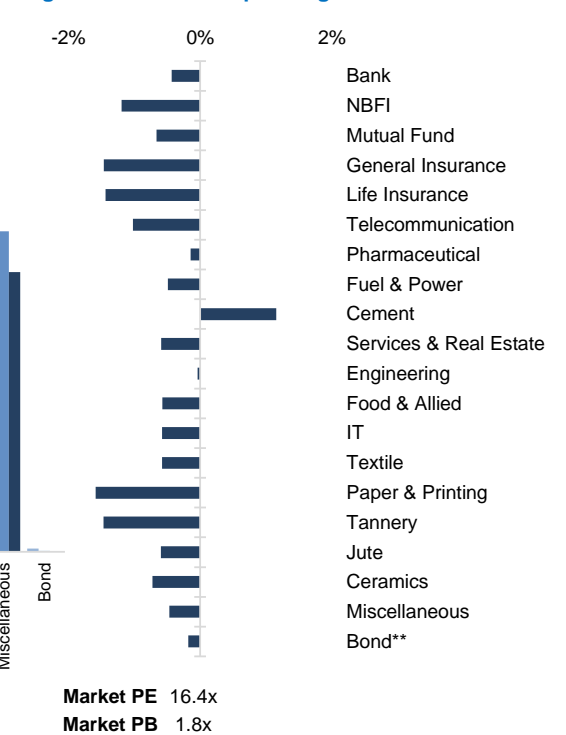


Figure: Sectorial Mcap Change



Market PE 16.4x  
Market PB 1.8x

<b>Fahim Hassan</b> Research Associate (880) 1709636546 fahim.hassan@bracepl.com	<b>Md. Mahmudul Hasan</b> Junior Research Associate (880) 1708805201 mmahmudul.hasan@bracepl.com
---	---

Sector Index	Closing	Opening	Points Δ	%Δ	No. of Companies	Mcap (BDT Mn)	% of Total Mcap	Turnover (BDT Mn)	% of Total Turnover	PE	PB	Top Twenty Market Cap	Mcap (BDT Mn)	% of Total Mcap	Turnover (BDT Mn)	PE	PB
Bank	1,524	1,531	-6.60	-0.43%	33	700,521	14.8%	231.6	4.9%	8.0x	0.8x	GP	432,501	9.1%	36.8	12.7x	8.7x
NBFI	2,024	2,048	-24.44	-1.19%	23	199,089	4.2%	270.5	5.7%	NM	3.6x	WALTONHIL	326,678	6.9%	2.1	22.6x	3.5x
Mutual Fund	896	902	-5.97	-0.66%	36	39,646	0.8%	57.3	1.2%	NM	0.8x	BATBC	312,606	6.6%	29.1	20.9x	8.5x
General Insurance	3,845	3,902	-57.14	-1.46%	40	112,983	2.4%	150.7	3.2%	18.1x	1.9x	SQURPHARMA	193,601	4.1%	24.6	10.9x	2.0x
Life Insurance	2,562	2,599	-37.37	-1.44%	13	71,953	1.5%	132.7	2.8%	NM	NM	ROBI	177,042	3.7%	0.0	99.4x	2.7x
Telecommunication	5,463	5,519	-56.21	-1.02%	3	644,074	13.6%	54.2	1.1%	16.9x	5.1x	RENATA	145,429	3.1%	4.9	26.9x	5.4x
Pharmaceutical	3,873	3,879	-5.66	-0.15%	32	727,113	15.4%	505.3	10.7%	18.2x	2.7x	UPGDCL	144,634	3.1%	3.7	11.8x	4.9x
Fuel & Power	1,810	1,819	-8.87	-0.49%	23	472,351	10.0%	198.7	4.2%	11.6x	1.2x	BEXIMCO	130,747	2.8%	400.9	10.4x	1.8x
Cement	2,795	2,763	+32.00	+1.16%	7	136,867	2.9%	417.5	8.8%	20.7x	2.8x	LHBL	93,374	2.0%	406.3	24.1x	4.7x
Services & Real Estate	1,443	1,452	-8.57	-0.59%	8	54,860	1.2%	197.7	4.2%	NM	1.1x	ICB	84,047	1.8%	3.9	43.7x	1.9x
Engineering	4,742	4,744	-1.72	-0.04%	42	553,928	11.7%	721.6	15.3%	18.8x	2.0x	BERGERPBL	80,364	1.7%	0.5	26.6x	7.3x
Food & Allied	23,341	23,476	-134.78	-0.57%	21	414,961	8.8%	277.2	5.9%	25.8x	8.9x	BXPBARMA	76,196	1.6%	63.1	12.5x	2.0x
IT	3,122	3,140	-18.13	-0.58%	11	39,506	0.8%	167.1	3.5%	31.6x	2.8x	MARICO	73,729	1.6%	4.5	21.4x	28.5x
Textile	1,595	1,604	-9.26	-0.58%	58	172,168	3.6%	688.6	14.6%	29.3x	1.1x	BRACBANK	68,634	1.5%	0.0	12.5x	1.2x
Paper & Printing	9,493	9,647	-153.06	-1.59%	6	33,969	0.7%	55.4	1.2%	NM	2.3x	BEACONPHAR	62,208	1.3%	73.9	53.1x	11.1x
Tannery	3,808	3,864	-56.78	-1.47%	6	40,640	0.9%	50.7	1.1%	NM	4.0x	ISLAMIBANK	52,325	1.1%	8.5	9.7x	0.8x
Jute	8,647	8,699	-51.86	-0.60%	3	1,990	0.0%	8.4	0.2%	NM	23.6x	POWERGRID	43,833	0.9%	44.5	12.6x	0.5x
Ceramics	660	665	-4.82	-0.73%	5	29,738	0.6%	43.5	0.9%	29.1x	1.9x	DUTCHBANGL	41,555	0.9%	5.3	7.5x	1.1x
Miscellaneous	4,558	4,579	-21.43	-0.47%	15	253,112	5.3%	498.1	10.5%	14.1x	2.2x	SUMITPOWER	41,220	0.9%	9.8	8.7x	1.2x
Bond**	88	88	-0.16	-0.18%	8	33,021	0.7%	0.6	0.0%	NM	NM	TITASGAS	39,074	0.8%	13.6	11.4x	0.6x

Top Ten Gainers	Close Price (BDT)	Δ%	Turnover (BDT Mn)	PE	PB	Top Twenty Free Float Mcap	Free Float Mcap (BDT Mn)	% of Total Free Float Mcap	PE	PB	Most Traded Share	Close Price (BDT)	Δ%	Turnover (BDT Mn)	PE	PB
JHRML	32.1	+9.9%	0.0	66.9x	1.1x	SQURPHARMA	126,673	7.1%	10.9x	2.0x	LHBL	80.4	+1.9%	406.3	24.1x	4.7x
KTL	38.3	+6.1%	155.3	64.8x	2.2x	BEXIMCO	87,143	4.9%	10.4x	1.8x	BEXIMCO	149.2	-0.2%	400.9	10.4x	1.8x
BSCABLES	60.3	+5.2%	135.8	14.2x	1.8x	BATBC	82,684	4.6%	20.9x	8.5x	KTL	38.3	+6.1%	155.3	64.8x	2.2x
MHSML	39.5	+4.8%	109.8	21.1x	2.1x	RENATA	70,867	3.9%	26.9x	5.4x	BBS	24.9	+3.3%	136.4	46.6x	1.7x
BBS	24.9	+3.3%	136.4	46.6x	1.7x	BXPBARMA	53,200	3.0%	12.5x	2.0x	BSCABLES	60.3	+5.2%	135.8	14.2x	1.8x
EGEN	50.3	+3.1%	10.3	28.9x	2.4x	BEACONPHAR	43,546	2.4%	53.1x	11.1x	SEAPEARL	48.8	+2.1%	127.1	67.0x	4.3x
SUNLIFEINS	45.2	+3.0%	19.5	NM	NM	GP	43,250	2.4%	12.7x	8.7x	ORIONPHARM	102.3	+0.8%	116.3	25.6x	1.3x
ITC	35.4	+2.9%	3.5	22.1x	2.1x	BRACBANK	36,898	2.1%	12.5x	1.2x	VFSTDL	25.9	-0.8%	112.6	17.0x	1.4x
LOVELLO	40.6	+2.5%	53.4	24.8x	3.4x	LHBL	32,980	1.8%	24.1x	4.7x	MHSML	39.5	+4.8%	109.8	21.1x	2.1x
COPPERTECH	37.7	+2.4%	24.0	27.9x	2.9x	ISLAMIBANK	25,472	1.4%	9.7x	0.8x	NAHEEACP	74.4	+2.3%	92.0	33.1x	4.3x

Top Ten Losers	Close Price (BDT)	Δ%	Turnover (BDT Mn)	PE	PB	Block Trade	Maximum Price (BDT)	Minimum Price (BDT)	No. of Trade	Quantity ('000)	Turnover (BDT Mn)
MIDASFIN	14.7	-2.0%	0.6	NM	1.7x	MHSML	38.3	37.1	14.0	1,511	57.67
RAHIMAFOD	299.1	-2.0%	22.0	NM	32.5x	GPHISPAT	55.4	55.4	1.0	400	22.16
GQBALLPEN	112.8	-2.0%	3.8	NM	0.8x	BATBC	580.0	580.0	1.0	38	22.04
NTC	691.9	-2.0%	3.7	NM	7.5x	EBL	38.2	38.2	4.0	500	19.10
SONALIPAPR	810.2	-2.0%	6.6	71.7x	3.3x	GENEXIL	126.5	115.0	2.0	60	7.48
BDTHAIFOD	39.3	-2.0%	9.9	73.9x	2.8x	SAIHAMTEX	21.5	21.5	1.0	300	6.45
GBBPOWER	29.5	-2.0%	3.2	22.3x	1.4x	PROVATIINS	115.0	114.0	2.0	46	5.28
APEXSPINN	147.5	-2.0%	5.8	49.3x	2.6x	DSSL	21.2	21.2	1.0	200	4.24
LIBRAINFU	919.7	-2.0%	2.5	NM	0.7x	LOVELLO	40.0	39.5	2.0	104	4.10
AGNISYSL	24.6	-2.0%	28.4	28.6x	1.7x	KEYACOSMET	7.6	7.6	1.0	500	3.80

\*NBFI Sector PE calculation methodology has been modified to reflect positive earnings only.

\*\* The base of the Bond index starts at 100, starting from Jan 13, 2022

Block Trade	Maximum Price (BDT)	Minimum Price (BDT)	Turnover (BDT Mn)	Quantity ('000)	No. of Trade
MHSMML	38.3	37.1	57.7	1,511	14
GPHISPAT	55.4	55.4	22.2	400	1
BATBC	580.0	580.0	22.0	38	1
EBL	38.2	38.2	19.1	500	4
GENEXIL	126.5	115.0	7.5	60	2
SAIHAMTEX	21.5	21.5	6.5	300	1
PROVATIINS	115.0	114.0	5.3	46	2
DSSL	21.2	21.2	4.2	200	1
LOVELLO	40.0	39.5	4.1	104	2
KEYACOSMET	7.6	7.6	3.8	500	1
NAHEEACP	73.5	72.7	3.7	50	2
DELTALIFE	156.5	155.0	3.1	20	3
SHEPHERD	29.8	29.5	3.0	100	2
GBBPOWER	31.6	30.0	2.5	81	2
ORIONPHARM	106.4	105.0	1.6	15	2
GSPFINANCE	29.5	29.5	1.5	50	1
ADVENT	29.1	29.1	1.2	42	1
PEOPLESINS	65.0	65.0	1.2	18	1
BDCOM	40.6	38.7	1.1	28	2
FAREASTLIF	96.5	96.5	1.1	11	1
PADMALIFE	50.2	50.2	1.0	20	1
HRTEX	73.0	73.0	0.8	11	1
<b>Total</b>			<b>177.8</b>		<b>54</b>

**Upcoming Corporate Events**

DSE Ticker	Right Share	Dividend		Event	Date
		Stock	Cash		
Dragon Sweater and Spinning Limited	-	5.0%	0.0%	Record Date	10-Apr-22
IFIC Bank Ltd.	-	5.0%	0.0%	Record Date	12-Apr-22
National Feed Mill Limited	-	1.0%	0.0%	Record Date	12-Apr-22
United Finance Limited	-	0.0%	10.0%	Record Date	17-Apr-22
Prime Bank Ltd.	-	0.0%	17.5%	Record Date	19-Apr-22
Premier Bank Ltd.	-	10.0%	12.5%	Record Date	20-Apr-22
National Housing Fin. and Inv. Ltd.	-	0.0%	16.0%	Record Date	20-Apr-22
Jamuna Bank Ltd.	-	0.0%	17.5%	Record Date	21-Apr-22
United Commercial Bank Ltd.	-	10.0%	0.0%	Record Date	25-Apr-22
Eastern Bank Ltd.	-	12.5%	12.5%	Record Date	25-Apr-22
Paramount Insurance Company Ltd.	-	0.0%	10.0%	Record Date	28-Apr-22
Pragati Insurance Ltd	-	0.0%	35.0%	Record Date	10-May-22
ICB Islamic Bank Limited	-	0.0%	0.0%	Record Date	11-May-22

**Important DSE News**
**WALTONHIL**

The Company has informed that it has won the tender regarding procurement of more than 50 years long-established European brands named ACC, Zanussi Elettromeccanica (ZEM) and Verdichter (VOE) - from 'Italia Wanbao-ACC S.r.l in Amministrazione Straordinaria' along with a fully automated Inverter and non-Inverter Compatible Compressor line with a capacity of 3.2 million units per year. Trademark and Brand of 57 countries, all R & D intellectual properties (patents, design and software licenses) defeating some globally renowned companies. The Board of Directors has unanimously approved the above-mentioned procurement. Subsequently, the Company will be expanding its compressor production capacity to 4.8 million per year which will result in establishing significant market share in Europe and other end markets around the globe. For continued operation, the Board has also decided to open a Subsidiary Company/Branch Office/Liaison office in Europe and USA subject to the approval of Bangladesh Bank and other relevant authorities.

**Disclaimer:** This report has been prepared by BRAC EPL Stock Brokerage Ltd and is provided for information purposes. It is not, under any circumstances, to be used or considered as an offer to sell, or a solicitation of any offer to buy. Reasonable care has been taken to ensure that the information is not untrue and misleading. BRAC EPL Stock Brokerage Ltd makes no representation or warranty as to the accuracy or completeness of such information. All opinions and estimates included in this report constitute our judgment as of this date and are subject to change without notice.