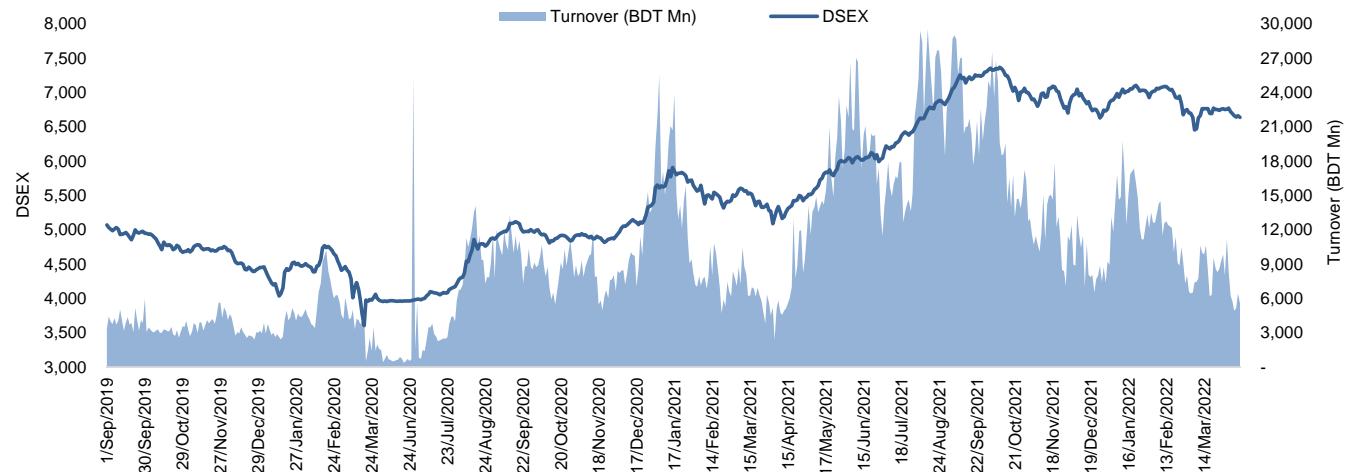


## Daily Market Update

The market closed in red today. The benchmark index DSEX (-0.36%) lost 23.88 points and closed at 6,638.57. The blue-chip index DS30 (-0.27%), the Shariah-based index DSES (-0.35%), and the large-cap index CDSET (-0.10%) closed at 2,451.92, 1,454.76, and 1,329.71 points, respectively. Large-cap sectors posted mixed performance today. Food & Allied booked the highest gain of 0.65% followed by Engineering (+0.23%), NBF1 (+0.10%). Bank experienced the highest loss of 0.51% followed by Telecommunication (-0.44%), Fuel & Power (-0.31%), Pharmaceutical (-0.29%). Block trades contributed 1.2% of the overall market turnover. IPDC Finance Limited (+4.1%) was the most traded share with a turnover of BDT 649 million.



Index	Closing	Opening	Point Δ	%Δ	YTD %Δ
DSEX	6,638.57	6,662.45	-23.88	-0.36%	-1.7%
DS30	2,451.92	2,458.52	-6.60	-0.27%	-3.2%
DSES	1,454.76	1,459.81	-5.05	-0.35%	+1.7%
CDSET	1,329.71	1,330.99	-1.28	-0.10%	-2.2%

	Advanced	Declined	Unchanged	Total
All Category	91	233	57	381
A Category (Equity)	72	154	37	263
B Category (Equity)	10	63	16	89
N Category (Equity)	2	4	0	6
Z Category (Equity)	7	12	4	23
Mutual Funds	7	11	17	35
Corporate Bonds	2	0	0	2

		Today	Last Day	Daily %Δ
Mcap	Mn BDT	5,328,420	5,336,644	-0.2%
	Mn USD	61,958	62,054	
Turnover	Mn BDT	5,575	6,436	-13.4%
	Mn USD	65	75	
Volume	Mn Shares	125	133	-5.8%
No. of Trade		107,457	108,674	-1.1%

Figure: Sectorial Turnover (BDT)

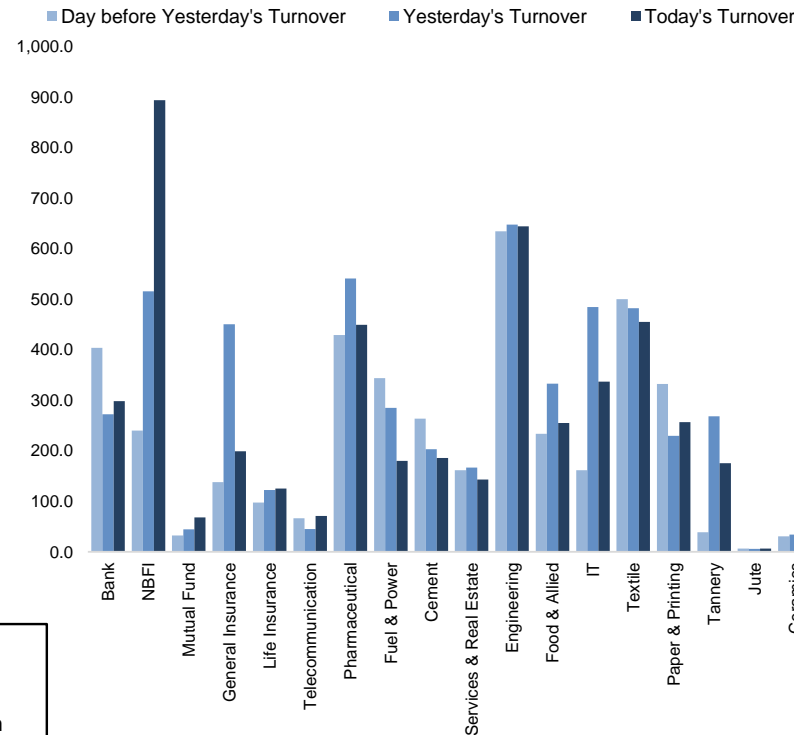
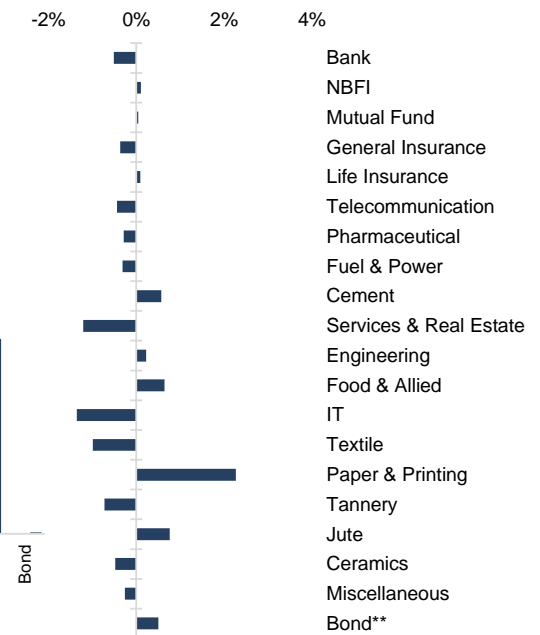


Figure: Sectorial Mcap Change



Market PE 16.3x  
Market PB 1.8x

<b>Fahim Hassan</b> Research Associate (880) 1709636546 fahim.hassan@bracepl.com	<b>Md. Mahmudul Hasan</b> Junior Research Associate (880) 1708805201 mmahmudul.hasan@bracepl.com
---	---

Sector Index	Closing	Opening	Points Δ	%Δ	No. of Companies	Mcap (BDT Mn)	% of Total Mcap	Turnover (BDT Mn)	% of Total Turnover	PE	PB	Top Twenty Market Cap	Mcap (BDT Mn)	% of Total Mcap	Turnover (BDT Mn)	PE	PB
Bank	1,485	1,493	-7.60	-0.51%	33	682,592	14.5%	297.9	5.8%	7.8x	0.8x	GP	434,932	9.2%	19.8	12.7x	8.7x
NBFI	2,029	2,027	+2.10	+0.10%	23	199,604	4.2%	893.6	17.3%	NM	3.6x	WALTONHIL	332,524	7.0%	4.4	23.0x	3.5x
Mutual Fund	892	892	+0.40	+0.04%	36	39,479	0.8%	68.3	1.3%	NM	0.8x	BATBC	313,038	6.6%	24.5	20.9x	8.5x
General Insurance	3,835	3,849	-13.92	-0.36%	40	112,682	2.4%	199.1	3.8%	18.0x	1.9x	SQURPHARMA	198,388	4.2%	61.5	11.1x	2.1x
Life Insurance	2,591	2,588	+2.47	+0.10%	13	72,762	1.5%	125.3	2.4%	NM	NM	ROBI	169,185	3.6%	28.4	95.0x	2.6x
Telecommunication	5,424	5,448	-23.95	-0.44%	3	639,473	13.6%	70.9	1.4%	16.7x	5.1x	RENATA	144,828	3.1%	9.3	26.8x	5.4x
Pharmaceutical	3,883	3,894	-11.23	-0.29%	32	728,878	15.5%	449.1	8.7%	18.2x	2.7x	UPGDCL	144,808	3.1%	10.4	11.8x	4.9x
Fuel & Power	1,810	1,816	-5.70	-0.31%	23	472,343	10.0%	180.1	3.5%	11.6x	1.2x	BEXIMCO	129,345	2.7%	282.7	10.3x	1.8x
Cement	2,752	2,737	+15.68	+0.57%	7	134,774	2.9%	185.7	3.6%	20.4x	2.8x	LHBL	91,052	1.9%	175.7	23.5x	4.6x
Services & Real Estate	1,439	1,457	-17.55	-1.20%	8	54,699	1.2%	143.2	2.8%	NM	1.1x	ICB	83,160	1.8%	11.9	43.2x	1.9x
Engineering	4,790	4,779	+10.89	+0.23%	42	559,570	11.9%	643.9	12.4%	18.9x	2.0x	BERGERPBL	81,305	1.7%	0.1	26.9x	7.4x
Food & Allied	23,371	23,221	+150.06	+0.65%	21	415,487	8.8%	254.8	4.9%	25.9x	8.9x	BXPBARMA	74,991	1.6%	25.9	12.3x	1.9x
IT	3,095	3,138	-42.41	-1.35%	11	39,172	0.8%	336.8	6.5%	31.3x	2.7x	MARICO	73,427	1.6%	11.5	21.3x	28.4x
Textile	1,584	1,600	-15.77	-0.99%	58	171,022	3.6%	455.2	8.8%	29.1x	1.1x	BRACBANK	63,205	1.3%	28.3	11.6x	1.1x
Paper & Printing	10,089	9,865	+223.81	+2.27%	6	36,099	0.8%	256.4	5.0%	NM	2.5x	BEACONPHAR	61,746	1.3%	48.0	52.7x	11.0x
Tannery	3,763	3,790	-27.43	-0.72%	6	40,164	0.9%	175.3	3.4%	NM	4.0x	ISLAMIBANK	52,325	1.1%	17.3	9.7x	0.8x
Jute	8,901	8,833	+67.42	+0.76%	3	2,048	0.0%	6.4	0.1%	NM	24.3x	POWERGRID	42,835	0.9%	32.1	12.3x	0.5x
Ceramics	666	666	-3.20	-0.48%	5	29,851	0.6%	45.8	0.9%	29.2x	1.9x	SUMITPOWER	41,327	0.9%	4.8	8.7x	1.2x
Miscellaneous	4,570	4,582	-11.97	-0.26%	15	253,819	5.4%	385.9	7.5%	14.2x	2.2x	DUTCHBANGL	40,607	0.9%	2.7	7.3x	1.1x
Bond**	88	87	+0.44	+0.50%	8	32,881	0.7%	2.8	0.1%	NM	NM	TITASGAS	39,767	0.8%	6.4	11.7x	0.6x

Top Ten Gainers	Close Price (BDT)	Δ%	Turnover (BDT Mn)	PE	PB	Top Twenty Free Float Mcap	Free Float Mcap (BDT Mn)	% of Total Free Float Mcap	PE	PB	Most Traded Share	Close Price (BDT)	Δ%	Turnover (BDT Mn)	PE	PB
JHRML	42.6	+9.8%	0.3	88.8x	1.4x	SQURPHARMA	129,805	7.3%	11.1x	2.1x	IPDC	47.8	+4.1%	648.7	20.2x	2.8x
PRIMEINSUR	84.3	+5.1%	5.5	25.2x	4.5x	BEXIMCO	86,208	4.8%	10.3x	1.8x	BEXIMCO	147.6	-1.0%	282.7	10.3x	1.8x
OIMEX	20.6	+5.1%	20.6	NM	1.6x	BATBC	82,799	4.6%	20.9x	8.5x	SONALIPAPR	900.3	+4.1%	190.7	79.7x	3.6x
NORTHNRINS	50.8	+4.7%	7.0	29.7x	2.5x	RENATA	70,575	4.0%	26.8x	5.4x	LHBL	78.4	+0.8%	175.7	23.5x	4.6x
IPDC	47.8	+4.1%	648.7	20.2x	2.8x	BXPBARMA	52,359	2.9%	12.3x	1.9x	GENEXIL	114.2	-2.0%	149.3	29.9x	5.7x
SONALIPAPR	900.3	+4.1%	190.7	79.7x	3.6x	GP	43,493	2.4%	12.7x	8.7x	NAHEEACP	75.2	+3.0%	147.7	33.5x	4.3x
DULAMIACOT	58.6	+3.7%	0.4	NM	NM	BEACONPHAR	43,222	2.4%	52.7x	11.0x	FORTUNE	126.5	-1.9%	129.0	43.3x	8.3x
BDTHAIFOOD	40.0	+3.6%	31.9	75.2x	2.8x	BRACBANK	33,979	1.9%	11.6x	1.1x	ORIONPHARM	101.1	-1.4%	77.9	25.3x	1.2x
ICBAGRANI1	9.4	+3.3%	0.0	NM	1.2x	LHBL	32,159	1.8%	23.5x	4.6x	BSC	105.9	-0.8%	76.3	9.3x	1.5x
NAHEEACP	75.2	+3.0%	147.7	33.5x	4.3x	ISLAMIBANK	25,472	1.4%	9.7x	0.8x	SEAPEARL	49.9	-1.4%	74.8	68.5x	4.4x

Top Ten Losers	Close Price (BDT)	Δ%	Turnover (BDT Mn)	PE	PB	CITYBANK	Free Float Mcap (BDT Mn)	% of Total Free Float Mcap	PE	PB	Block Trade	Maximum Price (BDT)	Minimum Price (BDT)	No. of Trade	Quantity ('000)	Turnover (BDT Mn)
DSSL	18.1	-4.7%	36.7	14.4x	0.9x	PUBALIBANK	18,596	1.0%	6.2x	0.7x	GENEXIL	125.0	115.0	7.0	1,236	150.84
RENWICKJA	976.2	-2.0%	0.3	NM	NM	BSRMLTD	17,621	1.0%	6.0x	0.8x	SONALIPAPR	880.0	847.5	8.0	59	50.76
GENEXIL	114.2	-2.0%	149.3	29.9x	5.7x	NBL	17,271	1.0%	6.6x	0.4x	BRACBANK	45.4	45.4	3.0	900	40.86
ITC	34.9	-2.0%	18.9	21.8x	2.1x	ROBI	16,919	0.9%	95.0x	2.6x	IPDC	46.0	45.5	9.0	716	32.85
ATCSLGF	10.0	-2.0%	12.7	NM	1.0x	OLYMPIC	16,875	0.9%	16.0x	3.0x	BATBC	580.0	575.2	2.0	52	30.19
CAPMIBLBMF	15.0	-2.0%	2.1	NM	1.7x	ALARABANK	16,342	0.9%	10.2x	1.2x	ANWARGALV	368.0	368.0	2.0	28	10.30
FORTUNE	126.5	-1.9%	129.0	43.3x	8.3x	ORIONPHARM	16,092	0.9%	25.3x	1.2x	PADMALIFE	51.0	50.5	4.0	200	10.15
PTL	81.0	-1.9%	70.7	17.2x	2.9x	SUMITPOWER	15,204	0.9%	8.7x	1.2x	BSRMSTEEL	79.2	79.2	1.0	125	9.90
PROVATIINS	111.5	-1.9%	68.5	25.7x	5.3x						BNICL	92.8	92.8	1.0	77	7.19
APEXSPINN	147.8	-1.9%	5.0	49.4x	2.6x						NAHEEACP	74.0	71.6	2.0	90	6.54

\*NBFI Sector PE calculation methodology has been modified to reflect positive earnings only.

\*\* The base of the Bond index starts at 100, starting from Jan 13, 2022

Block Trade	Maximum Price (BDT)	Minimum Price (BDT)	Turnover (BDT Mn)	Quantity ('000)	No. of Trade
GENEXIL	125.0	115.0	150.8	1,236	7
SONALIPAPR	880.0	847.5	50.8	59	8
BRACBANK	45.4	45.4	40.9	900	3
IPDC	46.0	45.5	32.9	716	9
BATBC	580.0	575.2	30.2	52	2
ANWARGALV	368.0	368.0	10.3	28	2
PADMALIFE	51.0	50.5	10.1	200	4
BSRMSTEEL	79.2	79.2	9.9	125	1
BNICL	92.8	92.8	7.2	77	1
NAHEEACP	74.0	71.6	6.5	90	2
DELTASPINN	9.3	9.3	6.5	700	1
ALLTEX	26.6	26.6	5.3	200	1
BANKASIA	19.5	19.5	5.2	267	1
BSC	106.1	105.5	4.3	41	3
AL-HAJTEX	112.9	112.9	4.0	35	1
ADNTEL	68.5	68.3	3.6	53	2
GPHISPAT	54.5	54.5	2.7	50	1
FORTUNE	129.9	129.5	2.3	18	3
PROVATIINS	111.5	111.5	2.2	20	1
AMANFEED	47.2	47.2	1.7	35	1
GSPFINANCE	30.1	30.1	1.5	50	1
AOL	41.0	41.0	1.4	33	1
<b>Total</b>			<b>398.0</b>		<b>69</b>

**Upcoming Corporate Events**

DSE Ticker	Right Share	Dividend		Event	Date
		Stock	Cash		
IFIC Bank Ltd.	-	5.0%	0.0%	Record Date	12-Apr-22
National Feed Mill Limited	-	1.0%	0.0%	Record Date	12-Apr-22
United Finance Limited	-	0.0%	10.0%	Record Date	17-Apr-22
Prime Bank Ltd.	-	0.0%	17.5%	Record Date	19-Apr-22
Premier Bank Ltd.	-	10.0%	12.5%	Record Date	20-Apr-22
National Housing Fin. and Inv. Ltd.	-	0.0%	16.0%	Record Date	20-Apr-22
Jamuna Bank Ltd.	-	0.0%	17.5%	Record Date	21-Apr-22
United Commercial Bank Ltd.	-	10.0%	0.0%	Record Date	25-Apr-22
Eastern Bank Ltd.	-	12.5%	12.5%	Record Date	25-Apr-22
Paramount Insurance Company Ltd.	-	0.0%	10.0%	Record Date	28-Apr-22
The City Bank Ltd.	-	12.5%	12.5%	Record Date	5-May-22
Pubali Bank Ltd.	-	0.0%	12.5%	Record Date	8-May-22
Pragati Insurance Ltd	-	0.0%	35.0%	Record Date	10-May-22
ICB Islamic Bank Limited	-	0.0%	0.0%	Record Date	11-May-22

**Important DSE News**
**KPCL**

Refer to their earlier news disseminated by DSE on 27.03.2022 regarding Verbal consent from BPDB to purchase electricity, the Company has further informed that Government has approved the extension of existing contracts of two power plants namely KPC unit II 115 MW plant, Khulna and KPC 40 MW Noapara plant, Jashore on "No electricity No Payment" basis for 2 years.

**CITYBANK**

The Company has informed that they are arranging earnings disclosure event in Audited Financial Statements for the year ended December 31, 2021 on April 13, 2022 at 3.30 PM. Existing and potential investors across the globe, researchers and analysts and many other individuals involve in capital market activities are invited to join the event through the web link: <https://meetbd.live/citybankq42021>. User Name: citybankq4 and Password: citybank2021.

**PENINSULA**

Sayeman Beach Resort Limited (where Mr. Mahboob-Ur-Rahman is the MD of Sayeman Beach Resort Limited and also Chairman of The Peninsula Chittagong Limited), has further informed that it has completed its buying of 25,00,000 shares of the Company at prevailing market price through Dhaka Stock Exchange as per declaration disseminated on 27.02.2022.

**IBNSINA**

IBN SINA TRUST, one of the Corporate Sponsor Directors of the Company, has further reported that it has completed its buying of 50,000 shares of the Company at prevailing market price through Dhaka Stock Exchange as per declaration disseminated on 14.03.2022.

**Disclaimer:** This report has been prepared by BRAC EPL Stock Brokerage Ltd and is provided for information purposes. It is not, under any circumstances, to be used or considered as an offer to sell, or a solicitation of any offer to buy. Reasonable care has been taken to ensure that the information is not untrue and misleading. BRAC EPL Stock Brokerage Ltd makes no representation or warranty as to the accuracy or completeness of such information. All opinions and estimates included in this report constitute our judgment as of this date and are subject to change without notice.