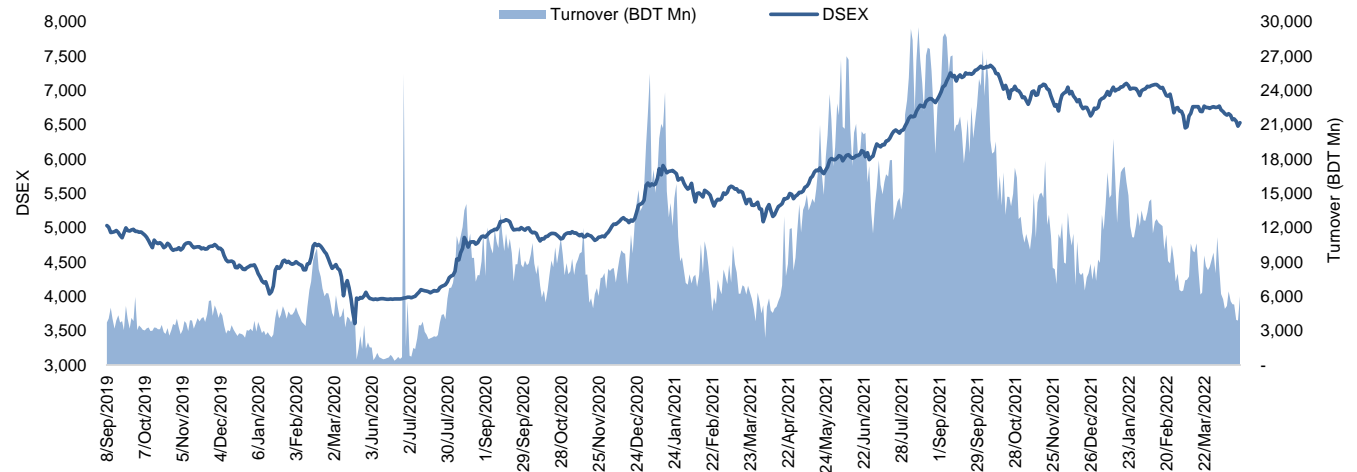


Daily Market Update

The market closed in green today. The benchmark index DSEX (+0.74%) gained 47.69 points and closed at 6,530.07. The blue-chip index DS30 (+1.10%), the Shariah-based index DSES (+1.03%), and the large-cap index CDSET (+0.98%) closed at 2,436.12, 1,443.40, and 1,324.92 points, respectively. Most of the large-cap sectors posted positive performance today. Fuel & Power booked the highest gain of 1.81% followed by Pharmaceutical (+1.18%), Engineering (+1.06%), Food & Allied (+0.70%), Telecommunication (+0.63%), Bank (+0.44%), and NBFi (-0.49%), respectively. Block trades contributed 1.0% of the overall market turnover. Bangladesh Export Import Company Ltd. (-0.4%) was the most traded share with a turnover of BDT 595 million.



Index	Closing	Opening	Point Δ	%Δ	YTD %Δ
DSEX	6,530.07	6,482.38	+47.69	+0.74%	-3.4%
DS30	2,436.12	2,409.69	+26.43	+1.10%	-3.8%
DSES	1,443.40	1,428.68	+14.73	+1.03%	+0.9%
CDSET	1,324.92	1,312.06	+12.86	+0.98%	-2.5%

	Advanced	Declined	Unchanged	Total
All Category	195	132	51	378
A Category (Equity)	144	87	29	260
B Category (Equity)	40	32	17	89
N Category (Equity)	5	1	0	6
Z Category (Equity)	6	12	5	23
Mutual Funds	12	10	12	34
Corporate Bonds	0	2	2	4

		Today	Last Day	Daily %Δ
Mcap	Mn BDT	5,268,178	5,229,761	+0.7%
	Mn USD	61,258	60,811	
Turnover	Mn BDT	5,998	3,904	+53.7%
	Mn USD	70	45	
Volume	Mn Shares	138	96	+43.5%
No. of Trade		154,304	232,154	-33.5%

Figure: Sectorial Turnover (BDT)

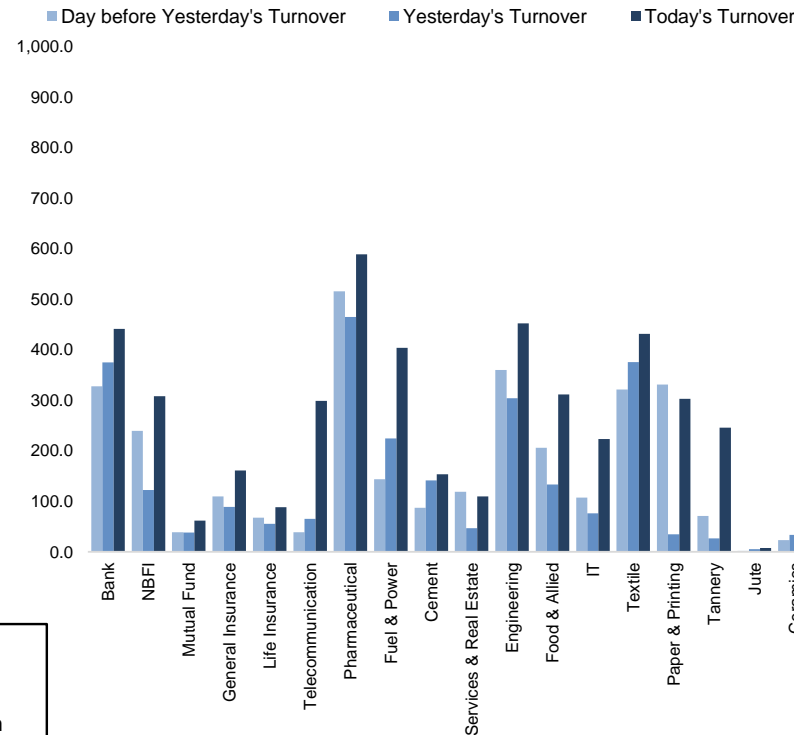
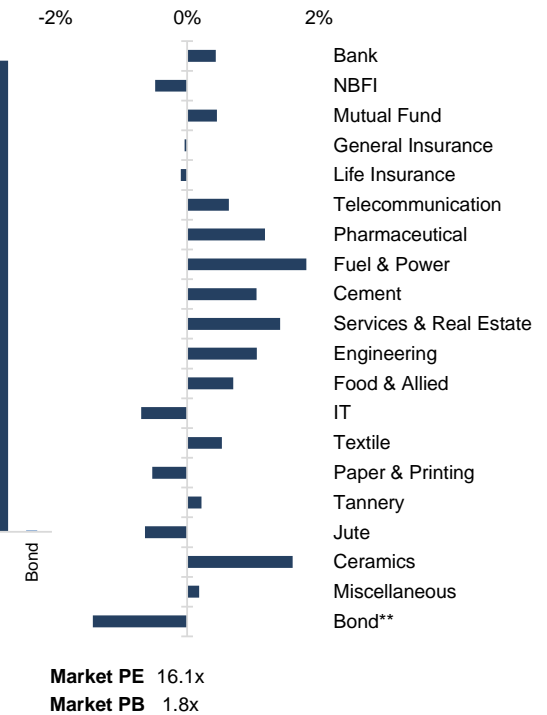


Figure: Sectorial Mcap Change



Fahim Hassan Research Associate (880) 1709636546 fahim.hassan@bracepl.com	Md. Mahmudul Hasan Junior Research Associate (880) 1708805201 mmahmudul.hasan@bracepl.com
---	---

Market PE 16.1x
Market PB 1.8x

Sector Index	Closing	Opening	Points Δ	%Δ	No. of Companies	Mcap (BDT Mn)	% of Total Mcap	Turnover (BDT Mn)	% of Total Turnover	PE	PB	Top Twenty Market Cap	Mcap (BDT Mn)	% of Total Mcap	Turnover (BDT Mn)	PE	PB
Bank	1,472	1,466	+6.39	+0.44%	33	676,591	14.5%	441.2	7.9%	7.7x	0.8x	GP	432,231	9.3%	110.8	12.7x	8.7x
NBFI	1,930	1,940	-9.45	-0.49%	23	189,936	4.1%	308.2	5.5%	NM	3.4x	WALTONHIL	330,767	7.1%	2.7	22.9x	3.5x
Mutual Fund	872	868	+3.94	+0.45%	36	38,614	0.8%	61.9	1.1%	NM	0.8x	BATBC	312,876	6.7%	100.7	20.9x	8.5x
General Insurance	3,648	3,649	-1.32	-0.04%	40	107,175	2.3%	161.1	2.9%	17.1x	1.8x	SQURPHARMA	199,186	4.3%	111.6	11.2x	2.1x
Life Insurance	2,470	2,472	-2.39	-0.10%	13	69,362	1.5%	88.0	1.6%	NM	NM	ROBI	164,995	3.5%	17.1	92.6x	2.5x
Telecommunication	5,373	5,340	+33.83	+0.63%	3	633,489	13.6%	298.8	5.4%	16.6x	5.0x	UPGCL	146,315	3.1%	17.8	11.9x	4.9x
Pharmaceutical	3,892	3,846	+45.52	+1.18%	32	730,568	15.7%	588.6	10.6%	18.2x	2.7x	RENATA	145,182	3.1%	21.6	26.9x	5.4x
Fuel & Power	1,799	1,766	+32.01	+1.81%	23	469,257	10.1%	403.6	7.3%	11.4x	1.2x	BEXIMCO	122,685	2.6%	595.2	9.8x	1.7x
Cement	2,689	2,661	+28.01	+1.05%	7	131,666	2.8%	153.2	2.8%	19.9x	2.7x	LHBL	88,613	1.9%	139.6	22.8x	4.5x
Services & Real Estate	1,404	1,384	+19.55	+1.41%	8	53,362	1.1%	109.3	2.0%	NM	1.1x	BERGERPBL	81,440	1.8%	1.2	26.9x	7.4x
Engineering	4,733	4,684	+49.51	+1.06%	42	552,933	11.9%	452.4	8.1%	18.7x	2.0x	ICB	78,084	1.7%	15.7	40.6x	1.7x
Food & Allied	23,194	23,033	+161.70	+0.70%	21	412,350	8.9%	311.6	5.6%	25.7x	8.9x	MARICO	73,313	1.6%	7.7	21.3x	28.4x
IT	2,912	2,933	-20.47	-0.70%	11	36,854	0.8%	223.2	4.0%	29.6x	2.6x	BXPBARMA	72,895	1.6%	52.4	12.0x	1.9x
Textile	1,530	1,522	+8.05	+0.53%	58	165,307	3.6%	431.1	7.8%	28.1x	1.0x	BEACONPHAR	68,769	1.5%	55.1	58.7x	12.3x
Paper & Printing	9,386	9,436	-49.84	-0.53%	6	33,585	0.7%	302.7	5.4%	NM	2.3x	BRACBANK	63,901	1.4%	26.1	11.7x	1.1x
Tannery	3,608	3,600	+7.94	+0.22%	6	38,513	0.8%	246.0	4.4%	NM	3.8x	ISLAMIBANK	52,647	1.1%	9.6	9.8x	0.8x
Jute	8,454	8,509	-54.57	-0.64%	3	1,946	0.0%	7.6	0.1%	NM	29.5x	POWERGRID	41,837	0.9%	75.8	12.0x	0.4x
Ceramics	628	628	+10.08	+1.60%	5	28,749	0.0%	39.1	0.7%	28.2x	1.8x	SUMITPOWER	41,327	0.9%	32.4	8.7x	1.2x
Miscellaneous	4,491	4,483	+8.22	+0.18%	15	249,434	5.4%	932.3	16.8%	13.9x	2.2x	DUTCHBANGL	39,089	0.8%	4.0	7.0x	1.1x
Bond**	87	88	-1.26	-1.43%	8	32,574	0.7%	0.9	0.0%	NM	NM	TITASGAS	37,788	0.8%	8.4	11.1x	0.5x

Top Ten Gainers	Close Price (BDT)	Δ%	Turnover (BDT Mn)	PE	PB	Top Twenty Free Float Mcap	Free Float Mcap (BDT Mn)	% of Total Free Float Mcap	PE	PB	Most Traded Share	Close Price (BDT)	Δ%	Turnover (BDT Mn)	PE	PB
JHRML	67.1	+10.0%	184.1	NM	2.3x	SQURPHARMA	130,327	7.4%	11.2x	2.1x	BEXIMCO	140.0	-0.4%	595.2	9.8x	1.7x
DOREENPWR	77.9	+7.6%	139.9	7.7x	1.5x	BATBC	82,756	4.7%	20.9x	8.5x	SONALIPAPR	829.2	-1.4%	247.7	73.4x	3.4x
BSCCL	219.9	+5.9%	170.8	16.0x	3.4x	BEXIMCO	81,769	4.7%	9.8x	1.7x	FORTUNE	118.5	+0.4%	203.5	40.6x	7.8x
SSSTEEL	18.5	+5.7%	30.2	8.2x	0.8x	RENATA	70,747	4.0%	26.9x	5.4x	JHRML	67.1	+10.0%	184.1	NM	2.3x
JANATAINS	39.8	+5.3%	2.3	28.9x	2.6x	BXPBARMA	50,895	2.9%	12.0x	1.9x	BSCCL	219.9	+5.9%	170.8	16.0x	3.4x
EBLNRBMF	6.4	+4.9%	6.7	NM	0.7x	BEACONPHAR	48,138	2.7%	58.7x	12.3x	DOREENPWR	77.9	+7.6%	139.9	7.7x	1.5x
LOVELLO	39.4	+4.8%	23.3	24.1x	3.3x	GP	43,223	2.5%	12.7x	8.7x	LHBL	76.3	+0.8%	139.6	22.8x	4.5x
CROWNCEMNT	67.4	+4.7%	0.4	14.9x	1.3x	BRACBANK	34,353	2.0%	11.7x	1.1x	IPDC	45.0	-2.0%	139.3	19.0x	2.6x
MAKSONSPIN	22.5	+4.7%	25.8	6.8x	1.0x	LHBL	31,298	1.8%	22.8x	4.5x	SQURPHARMA	224.7	+0.9%	111.6	11.2x	2.1x
BARKAPOWER	24.9	+3.7%	5.9	8.0x	1.1x	ISLAMIBANK	25,628	1.5%	9.8x	0.8x	GP	320.1	+0.1%	110.8	12.7x	8.7x

Top Ten Losers	Close Price (BDT)	Δ%	Turnover (BDT Mn)	PE	PB	Block Trade	Maximum Price (BDT)	Minimum Price (BDT)	No. of Trade	Quantity ('000)	Turnover (BDT Mn)
ARAMIT	305.3	-2.0%	5.0	28.7x	1.8x	FORTUNE	125.0	116.1	6.0	1,194	144.68
GEMINISEA	488.0	-2.0%	40.2	38.2x	80.7x	PREMIERBAN	16.5	16.5	1.0	3,000	49.50
NAHEEACP	69.5	-2.0%	15.4	23.8x	3.7x	ANWARGALV	355.0	355.0	1.0	139	49.44
IPDC	45.0	-2.0%	139.3	19.0x	2.6x	UTTARABANK	22.9	22.9	1.0	1,300	29.77
TAMIJTEX	231.0	-2.0%	11.8	49.7x	2.8x	MARICO	2,335.0	2,335.0	1.0	10	23.35
PEOPLESINS	55.5	-1.9%	2.9	21.3x	1.9x	RENATA	1,356.9	1,352.0	3.0	15	20.31
MONOSPOOL	217.6	-1.9%	13.6	NM	5.4x	IPDC	47.9	45.5	4.0	424	20.08
BDLAMP	314.9	-1.9%	48.5	43.1x	3.2x	PRAGATIINS	74.0	74.0	1.0	200	14.80
KAY&QUE	245.0	-1.9%	1.1	NM	3.2x	BATBC	579.0	579.0	1.0	25	14.48
TAKAFULINS	61.3	-1.9%	2.9	27.2x	3.2x	NAHEEACP	70.8	69.6	3.0	160	11.16

*NBFI Sector PE calculation methodology has been modified to reflect positive earnings only.

** The base of the Bond index starts at 100, starting from Jan 13, 2022

Block Trade	Maximum Price (BDT)	Minimum Price (BDT)	Turnover (BDT Mn)	Quantity ('000)	No. of Trade
FORTUNE	125.0	116.1	144.7	1,194	6
PREMIERBAN	16.5	16.5	49.5	3,000	1
ANWARGALV	355.0	355.0	49.4	139	1
UTTARABANK	22.9	22.9	29.8	1,300	1
MARICO	2,335.0	2,335.0	23.4	10	1
RENATA	1,356.9	1,352.0	20.3	15	3
IPDC	47.9	45.5	20.1	424	4
PRAGATIINS	74.0	74.0	14.8	200	1
BATBC	579.0	579.0	14.5	25	1
NAHEEACP	70.8	69.6	11.2	160	3
HRTEX	77.0	76.0	8.5	111	3
UNIONINS	42.4	42.4	8.5	200	1
IBNSINA	290.2	290.2	5.9	20	3
ORIONPHARM	94.5	94.5	4.3	45	2
SONALIPAPR	834.4	834.4	3.1	4	1
JAMUNABANK	25.1	25.1	3.0	120	1
AGNISYSL	24.2	24.2	3.0	123	3
BEACONPHAR	284.0	284.0	2.8	10	1
ROBI	32.5	32.5	2.6	80	1
RDFOOD	54.7	54.7	2.2	40	2
DSSL	18.8	18.8	1.7	89	1
AMCL(PRAN)	315.0	315.0	1.6	5	1
Total			437.7		58

Upcoming Corporate Events

DSE Ticker	Right Share	Dividend		Event	Date
		Stock	Cash		
Premier Bank Ltd.	-	10.0%	12.5%	Record Date	20-Apr-22
National Housing Fin. and Inv. Ltd.	-	0.0%	16.0%	Record Date	20-Apr-22
Jamuna Bank Ltd.	-	0.0%	17.5%	Record Date	21-Apr-22
United Commercial Bank Ltd.	-	10.0%	0.0%	Record Date	25-Apr-22
Eastern Bank Ltd.	-	12.5%	12.5%	Record Date	25-Apr-22
S. S. Steel Limited	-	8.0%	0.0%	Record Date	25-Apr-22
Paramount Insurance Company Ltd.	-	0.0%	10.0%	Record Date	28-Apr-22
The City Bank Ltd.	-	12.5%	12.5%	Record Date	5-May-22
Pubali Bank Ltd.	-	0.0%	12.5%	Record Date	8-May-22
LankaBangla Finance Ltd.	-	0.0%	10.0%	Record Date	9-May-22
Pragati Insurance Ltd	-	0.0%	35.0%	Record Date	10-May-22
ICB Islamic Bank Limited	-	0.0%	0.0%	Record Date	11-May-22
NRB Commercial Bank Limited	-	7.5%	7.5%	Record Date	11-May-22
Continental Insurance Ltd.	-	0.0%	12.0%	Record Date	24-May-22
Takaful Islami Insurance Limited	-	0.0%	11.0%	Record Date	31-May-22

Important DSE News
CONTININS

The Board of Directors has recommended 12% cash dividend for the year ended December 31, 2021. Date of AGM: 20.06.2022, Time: 11:00 AM, Venue: Digital Platform. Record Date: 24.05.2022. The Company has also reported EPS of Tk. 1.51, NAV per share of Tk. 20.42 and NOCFPS of Tk. 2.07 for the year ended December 31, 2021 as against Tk. 1.24 (restated), Tk. 19.08 (restated) and Tk. 1.11 (restated) respectively for the same period of the previous year. **(Q1 Un-audited)**: EPS was Tk. 0.50 for January-March 2022 as against Tk. 0.48 for January-March 2021. NOCFPS was Tk. 0.11 for January-March 2022 as against Tk. 0.15 for January-March 2021. NAV per share was Tk. 20.92 as on March 31, 2022 and Tk. 20.32 as on March 31, 2021.

USMANIAGL

(Q3 Un-audited): EPS was Tk. (0.73) for January-March 2022 as against Tk. (1.53) for January-March 2021; EPS was Tk. (2.30) for July 2021-March 2022 as against Tk. (4.88) for July 2020-March 2021. NOCFPS was Tk. 1.10 for July 2021-March 2022 as against Tk. (2.27) for July 2020-March 2021. NAV per share was Tk. 83.53 as on March 31, 2022 and Tk. 85.82 as on June 30, 2021.

EGEN

(Q3 Un-audited): EPS was Tk. 0.40 for January-March 2022 as against Tk. 0.38 for January-March 2021; EPS was Tk. 1.18 for July 2021-March 2022 as against Tk. 1.03 for July 2020-March 2021. NOCFPS was Tk. 0.39 for July 2021-March 2022 as against Tk. (0.16) for July 2020-March 2021. NAV per share was Tk. 21.41 as on March 31, 2022 and Tk. 20.86 as on June 30, 2021. The Company has also informed that NOCFPS increased by 0.45 paisa due to aggressive receivable collection and a conservative payment strategy.

HRTEX

(Q3 Un-audited): EPS was Tk.1.22 for January-March 2022 as against Tk. 0.89 for January-March 2021; EPS was Tk. 2.26 for July 2021-March 2022 as against Tk. 1.75 for July 2020-March 2021. NOCFPS was Tk. 1.84 for July 2021-March 2022 as against Tk. 2.17 for July 2020-March 2021. NAV per share was Tk. 44.82 as on March 31, 2022 and Tk. 45.18 as on June 30, 2021.

MERCANBANK

Engr. Md. Monsuruzzaman, one of the Sponsors of the Company, has further reported that he has completed his sale of 6,53,311 shares of the Company at prevailing market price through Dhaka Stock Exchange as per declaration disseminated on 23.03.2022.

Disclaimer: This report has been prepared by BRAC EPL Stock Brokerage Ltd and is provided for information purposes. It is not, under any circumstances, to be used or considered as an offer to sell, or a solicitation of any offer to buy. Reasonable care has been taken to ensure that the information is not untrue and misleading. BRAC EPL Stock Brokerage Ltd makes no representation or warranty as to the accuracy or completeness of such information. All opinions and estimates included in this report constitute our judgment as of this date and are subject to change without notice.