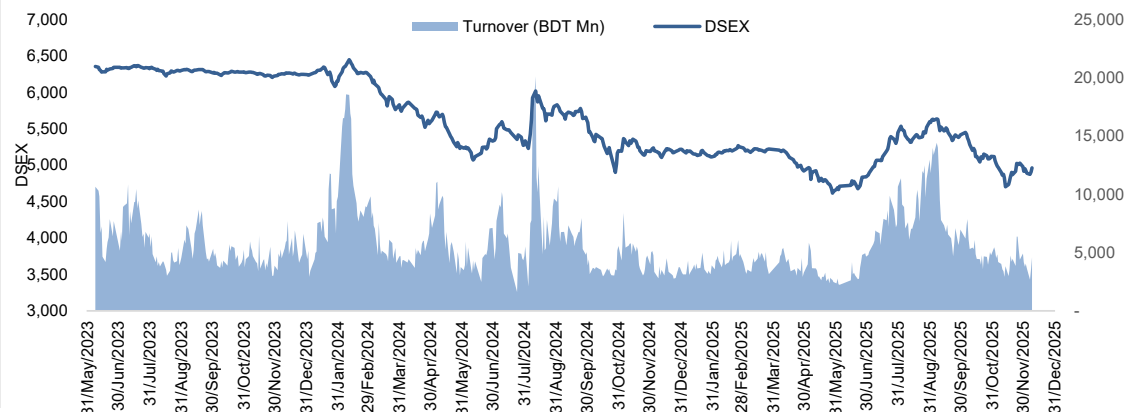


## Daily Market Update

The market closed in green today. The benchmark index DSEX (+1.15%) gained 56.61 points and closed at 4,962.90. The blue-chip index DS30 (+0.78%), the Shariah-based index DSES (+1.14%), and the large-cap index CDSET (+0.61%) closed at 1,907.77, 1,039.23, and 1,026.35 points, respectively. Most of the large-cap sectors posted positive performance today. NBFi booked the highest gain of 2.62% followed by Engineering (+1.89%), Bank (+1.01%), Food & Allied (+0.87%), Fuel & Power (+0.83%), Pharmaceutical (+0.48%), and Telecommunication (-0.73%), respectively. Block trades contributed 4.7% of the overall market turnover. Orion Infusion Ltd. (-2.2%) was the most traded share with a turnover of BDT 148 million.



Index	Closing	Opening	Point Δ	%Δ	YTD %Δ
DSEX	4,962.90	4,906.29	+56.61	+1.15%	-4.9%
DS30	1,907.77	1,892.95	+14.82	+0.78%	-1.6%
DSES	1,039.23	1,027.53	+11.70	+1.14%	-11.1%
CDSET	1,026.35	1,020.08	+6.27	+0.61%	-3.7%

	Advanced	Declined	Unchanged	Total
All Category	317	35	37	389
A Category (Equity)	177	16	20	213
B Category (Equity)	71	4	4	79
N Category (Equity)	0	0	0	0
Z Category (Equity)	69	15	13	97
Mutual Funds	22	1	12	35
Corporate Bonds	0	0	1	1
Treasury Bonds	0	1	0	1

\* Based on Traded Scrips

		Today	Last Day	Daily %Δ
Mcap	Mn BDT	6,848,511	6,876,714	-0.4%
	Mn USD	56,015	56,246	
Turnover	Mn BDT	4,580	3,646	+25.6%
	Mn USD	37	30	
Volume	Mn Shares	156	135	+15.0%
No. of Trade		164,839	132,503	+24.4%

\* Average Interbank Exchange Rate is BDT 122.26 as of Dec 09, 2025

<b>Fahim Hassan</b> Research Analyst (880) 1709636546 fahim.hassan@bracepl.com	<b>Md Rakibul Hasan</b> Research Associate (880) 1708805229 rakibul.hasan@bracepl.com
---	--

Figure: Sectorial Turnover (BDT Mn)

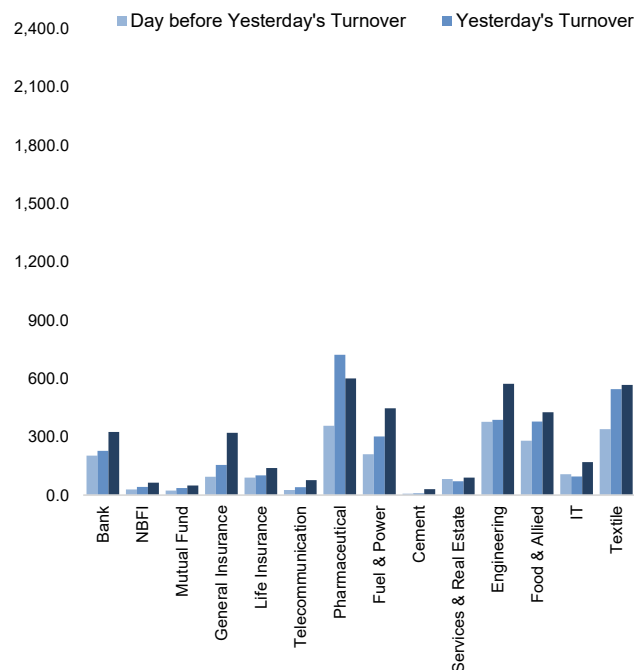
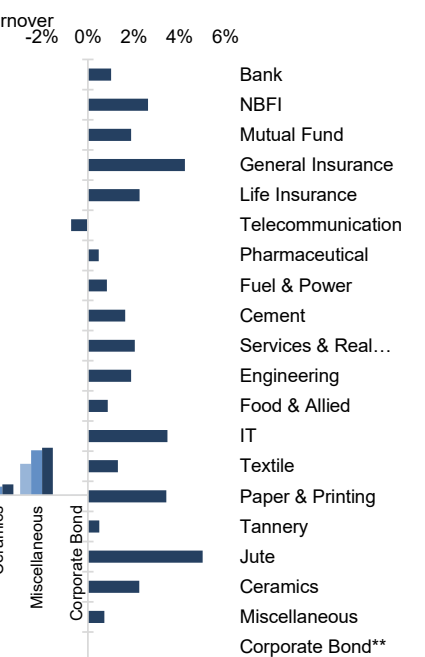


Figure: Sectorial Mcap Change



Market PE 14.0x

Market PB 1.2x

\* Market P/E and P/BV calculation excludes Mutual Life Insurance, several NBFIs and Banks

Sector Index	Closing	Opening	Points Δ	%Δ	No. of Companies	Mcap (BDT Mn)	% of Total Mcap	Turnover (BDT Mn)	% of Total Turnover	PE	PB	Top Twenty Market Cap	Mcap (BDT Mn)	% of Total Mcap	Turnover (BDT Mn)	PE	PB
Bank	1,394	1,380	+13.94	+1.01%	36	659,424	9.8%	325.5	7.5%	NM	1.0x	GP	368,902	11.1%	36.6	12.5x	7.4x
NBFI	895	872	+22.89	+2.62%	23	85,320	1.3%	64.3	1.5%	NM	NM	SQURPHARMA	178,974	5.4%	78.2	7.1x	1.2x
Mutual Fund	493	483	+9.14	+1.89%	37	23,605	0.4%	49.9	1.1%	NM	0.5x	ROBI	149,281	4.5%	30.1	16.2x	2.2x
General Insurance	2,879	2,762	+116.86	+4.23%	43	82,156	1.2%	320.5	7.3%	13.6x	1.2x	BATBC	135,486	4.1%	12.6	11.8x	2.4x
Life Insurance	1,683	1,646	+37.09	+2.25%	15	44,764	0.7%	139.4	3.2%	NM	NM	BRACBANK	131,998	4.0%	41.3	8.4x	1.3x
Telecommunication	4,625	4,659	-33.90	-0.73%	3	542,311	8.1%	76.6	1.8%	13.3x	4.0x	WALTONHIL	126,291	3.8%	8.0	11.2x	0.9x
Pharmaceutical	2,836	2,822	+13.44	+0.48%	34	537,614	8.0%	600.6	13.8%	11.5x	1.4x	BEXIMCO	103,850	3.1%	0.0	NM	1.3x
Fuel & Power	1,036	1,027	+8.48	+0.83%	23	274,344	4.1%	447.1	10.2%	8.9x	0.6x	MARICO	85,368	2.6%	3.3	13.8x	28.6x
Cement	1,825	1,795	+29.35	+1.63%	7	86,949	1.3%	31.2	0.7%	21.0x	1.9x	UPGDCL	69,274	2.1%	4.6	6.5x	1.5x
Services & Real Estate	971	952	+19.43	+2.04%	9	53,412	0.8%	89.7	2.1%	17.0x	0.4x	BERGERPBL	69,176	2.1%	1.8	21.7x	4.0x
Engineering	2,339	2,296	+43.39	+1.89%	42	263,557	3.9%	572.6	13.1%	13.7x	0.7x	LHB	57,372	1.7%	19.2	14.1x	3.0x
Food & Allied	13,143	13,030	+113.33	+0.87%	21	240,911	3.6%	426.4	9.8%	19.2x	3.6x	BXPHARMA	49,741	1.5%	18.2	7.8x	1.0x
IT	1,740	1,682	+58.47	+3.48%	11	22,951	0.3%	169.9	3.9%	24.2x	1.4x	RENATA	45,890	1.4%	5.3	19.4x	1.3x
Textile	1,062	1,048	+13.73	+1.31%	58	110,919	1.6%	567.6	13.0%	81.8x	0.7x	UNILEVERCL	42,284	1.3%	0.2	58.5x	20.4x
Paper & Printing	4,569	4,418	+151.15	+3.42%	6	20,643	0.3%	106.2	2.4%	NM	1.1x	PUBALIBANK	39,043	1.2%	15.7	6.3x	0.5x
Tannery	1,840	1,831	+9.19	+0.50%	6	21,298	0.3%	33.0	0.8%	NM	1.4x	DUTCHBANGL	37,508	1.1%	1.0	7.6x	0.7x
Jute	12,337	11,749	+588.38	+5.01%	3	2,716	0.0%	45.8	1.0%	NM	NM	CITYBANK	37,270	1.1%	68.8	2.8x	0.6x
Ceramics	386	377	+8.47	+2.25%	5	17,305	0.3%	55.4	1.3%	NM	1.1x	EBL	36,225	1.1%	18.0	4.6x	0.8x
Miscellaneous	3,912	3,884	+28.05	+0.72%	15	212,611	3.2%	244.3	5.6%	99.7x	1.7x	PRIMEBANK	34,121	1.0%	11.9	3.9x	0.8x
Corporate Bond**	16,696	16,696	-	-	16	36,861	0.5%	0.6	0.0%	NM	NM	ICB	32,956	1.0%	4.4	NM	1.1x
Treasury Bond**	2,222	2,260	-38.07	-1.68%	233	3,395,538	50.4%	0.4	0.0%	NM	NM						

Top Ten Gainers	Close Price (BDT)	Δ%	Turnover (BDT Mn)	PE	PB	Top Twenty Free Float Mcap	Free Float Mcap (BDT Mn)	% of Total Free Float Mcap	PE	PB	Most Traded Share	Close Price (BDT)	Δ%	Turnover (BDT Mn)	PE	PB
USMANIAGL	37.4	+10.0%	2.1	NM	0.6x	SQURPHARMA	104,510	7.3%	7.1x	1.2x	ORIONINFU	383.0	-2.2%	147.5	NM	23.1x
STANDARINS	41.8	+10.0%	38.9	17.6x	1.9x	BRACBANK	73,520	5.2%	8.4x	1.3x	SIMTEX	23.2	-3.3%	133.2	23.0x	1.0x
JUTESPINN	218.0	+10.0%	1.3	NM	NM	BEXIMCO	69,465	4.9%	NM	1.3x	KBPPWBIL	58.2	+8.2%	127.7	NM	4.8x
STANCERAM	82.7	+10.0%	5.1	NM	NM	ISLAMIBANK	62,516	4.4%	NM	0.8x	DOMINAGE	27.1	+1.1%	117.6	NM	1.6x
NORTHERN	102.7	+10.0%	1.6	NM	1.3x	WALTONHIL	50,579	3.6%	11.2x	0.9x	ACMEPL	17.5	-2.2%	109.0	NM	1.1x
ZEALBANGLA	175.7	+9.95%	11.5	NM	NM	GP	38,875	2.7%	12.5x	7.4x	ANWARGALV	92.4	+9.7%	99.1	NM	21.8x
CENTRALINS	39.8	+9.9%	28.5	22.5x	1x	BATBC	36,336	2.6%	11.8x	2.4x	CVOPRL	170.7	+4.9%	83.9	35.7x	5.3x
INTECH	31.0	+9.9%	16.6	NM	NM	BXPHARMA	34,505	2.4%	7.8x	1.0x	MPETROLEUM	209.0	-0.5%	83.0	3.3x	0.7x
SONARGAON	28.8	+9.9%	27.1	NM	1.6x	PUBALIBANK	25,230	1.8%	6.3x	0.5x	ASIATICLAB	54.5	-0.2%	81.8	17.6x	1.0x
HRTEX	16.9	+9.7%	0.9	NM	5.7x	CITYBANK	25,210	1.8%	2.8x	0.6x	SQURPHARMA	201.9	-0.1%	78.2	7.1x	1.2x
						RENATA	25,107	1.8%	19.4x	1.3x						
						LHB	21,812	1.5%	14.1x	3.0x						
						PRIMEBANK	20,145	1.4%	3.9x	0.8x						
						OLYMPIC	19,861	1.4%	13.9x	2.2x						
						ALARABANK	15,936	1.1%	43.1x	0.8x						
						ROBI	15,347	1.1%	16.2x	2.2x						
						UTTARABANK	14,718	1.0%	NM	0.7x						
						BEACONPHAR	14,601	1.0%	22.7x	3.5x						
						UCB	13,924	1.0%	4.1x	0.4x						
						BSRMLTD	13,247	0.9%	3.7x	0.5x						
							</									

\* Bank and NBFI sector PE calculation methodology has been modified.  
\*\* The base of the Bond Index starts at 100, starting from Jan 13, 2022  
Similarly, Treasury Bond Index starts at 100, starting from Oct 10, 2022

Block Trade	Maximum Price (BDT)	Minimum Price	Turnover (BDT Mn)	Quantity ('000)	No. of Trade
FINEFOODS	346.0	317.0	60.9	182	15
SHYAMPSUG	217.7	199.0	19.7	93	14
SHYAMPSUG	217.7	199.0	19.7	93	14
BRACBANK	66.0	66.0	16.5	250	1
SQURPHARMA	201.0	201.0	14.9	74	2
DOMINAGE	28.5	24.2	13.9	531	4
BXPHARMA	109.0	109.0	13.6	125	1
SAPORTL	40.5	40.5	7.2	179	2
ASIATICLAB	60.0	59.8	4.7	78	2
ACMELAB	63.6	63.6	4.4	69	2
ORIONINFU	370.0	370.0	4.1	11	1
LOVELLO	68.0	68.0	3.3	49	2
BDLAMPS	140.8	140.0	2.8	20	2
RAHIMTEXT	182.9	181.5	2.5	14	3
QUASEMIND	44.5	40.9	2.1	50	3
AFTABAUTO	37.8	37.8	2.1	55	1
STANDARINS	37.1	37.1	2.0	54	1
JAMUNABANK	19.0	19.0	1.9	100	1
PEOPLESINS	34.3	34.3	1.7	50	1
SONALILIFE	66.8	66.8	1.5	23	1
BPML	27.1	27.1	1.1	41	1
SALVO	30.5	30.3	1.0	34	2
<b>Total</b>			<b>213.3</b>		<b>80</b>

**Important DSE News**
**CVOPRL**

Referring to their earlier news disseminated by DSE on 29.10.2025, the company has informed that BSEC has accorded consent vide its letter dated 08 December 2025, for issuance of 9.00% Bonus Share (Stock Dividend) as recommended by the Board of Directors of the company on 27th September 2025. In this regard, a new Record Date has fixed on 17th December 2025 for the purpose of determining entitlement to the 9.00% Bonus Share (Stock Dividend).

**Upcoming Corporate Events**

DSE Ticker	Right Share	Dividend		Event	Date
		Stock	Cash		
ECABLES		0.0%	0.0%	Record Date	14-Dec-25
BDTHAI		0.0%	0.0%	Record Date	14-Dec-25
SILCOPHL		0.0%	1.1%	Record Date	15-Dec-25
FORTUNE		0.0%	0.5%	Record Date	15-Dec-25
GOLDENSON		0.0%	0.0%	Record Date	15-Dec-25
CVOPRL		9.0%	11.0%	Record Date	17-Dec-25
SAMATALETH		0.0%	0.0%	Record Date	18-Dec-25
LRBDL		0.0%	0.0%	Record Date	21-Dec-25
GENEXIL		0.0%	1.0%	Record Date	21-Dec-25
EASTRNLUB		50.0%	80.0%	Record Date	22-Dec-25
GPHISPAT		0.0%	5.0%	Record Date	23-Dec-25
KBPWBIL		0.0%	10.0%	Record Date	24-Dec-25
BSC		0.0%	25.0%	Record Date	24-Dec-25
GHCL		0.0%	0.0%	Record Date	29-Dec-25
OIMEX		0.0%	0.0%	Record Date	30-Dec-25
ALLTEX		0.0%	0.0%	Record Date	7-Jan-26

**Disclaimer:** This report has been prepared by BRAC EPL Stock Brokerage Ltd and is provided for information purposes. It is not, under any circumstances, to be used or considered as an offer to sell, or a solicitation of any offer to buy. Reasonable care has been taken to ensure that the information is not untrue and misleading. BRAC EPL Stock Brokerage Ltd makes no representation or warranty as to the accuracy or completeness of such information. All opinions and estimates included in this report constitute our judgment as of this date and are subject to change without notice.