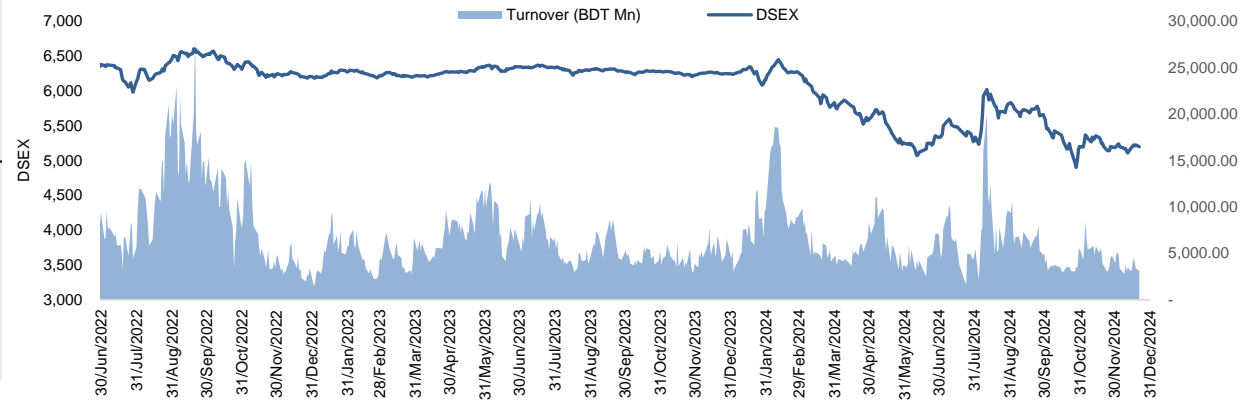


Daily Market Update

The market closed in red today. The benchmark index DSEX (-0.48%) lost 25.16 points and closed at 5,196.41. The blue-chip index DS30 (-0.16%), the Shariah-based index DSES (-0.45%), and the large-cap index CDSET (-0.32%) closed at 1,935.18, 1,162.16, and 1,066.96 points, respectively. Most of the large-cap sectors posted negative performance today. Fuel & Power experienced the highest loss of 1.03% followed by NBF1 (-0.67%), Pharmaceutical (-0.57%), Engineering (-0.38%), Bank (-0.38%), Telecommunication (+0.04%), and Food & Allied (+0.19%), respectively. Block trades contributed 1.6% of the overall market turnover. Orion Infusion Ltd. (+0.3%) was the most traded share with a turnover of BDT 251 million.



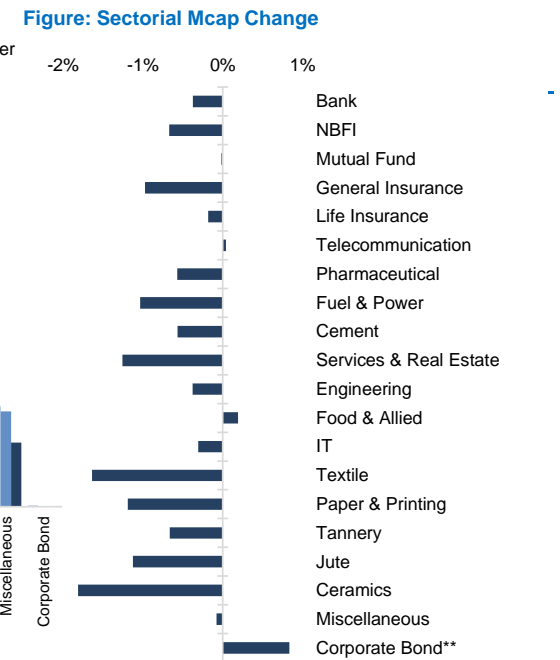
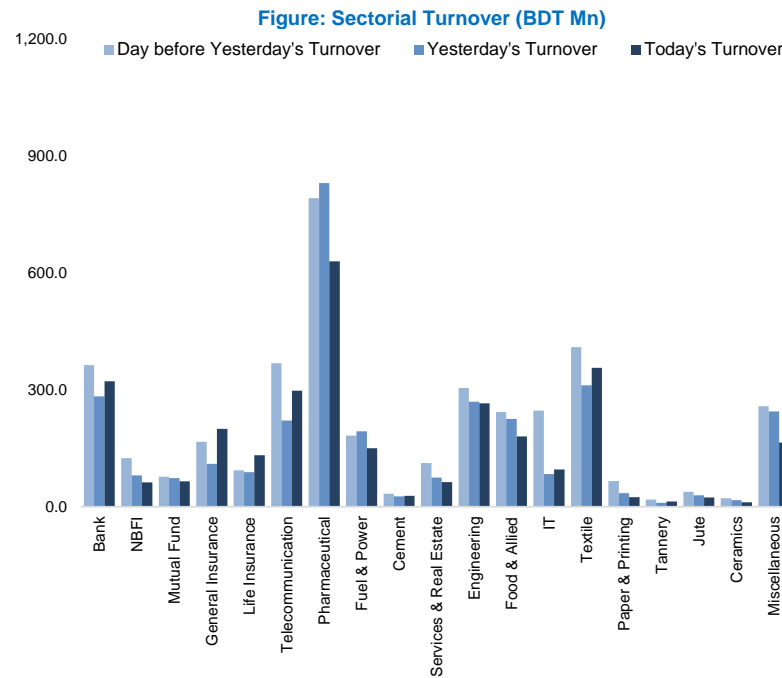
Index	Closing	Opening	Point Δ	%Δ	YTD %Δ
DSEX	5,196.41	5,221.57	-25.16	-0.48%	-16.8%
DS30	1,935.18	1,938.30	-3.12	-0.16%	-7.6%
DSES	1,162.16	1,167.36	-5.20	-0.45%	-14.8%
CDSET	1,066.96	1,070.39	-3.43	-0.32%	-11.3%

	Advanced	Declined	Unchanged	Total
All Category	66	281	46	393
A Category (Equity)	45	148	30	223
B Category (Equity)	12	68	4	84
N Category (Equity)	1	3	0	4
Z Category (Equity)	8	62	12	82
Mutual Funds	9	10	18	37
Corporate Bonds	0	1	0	1
Treasury Bonds	1	0	0	1

	Today	Last Day	Daily %Δ
Mcap			
Mn BDT	6,608,736	6,592,055	+0.3%
Mn USD	55,073	54,934	
Turnover			
Mn BDT	3,129	3,356	-6.8%
Mn USD	26	28	
Volume			
Mn Shares	110	101	+8.2%
No. of Trade	106,414	110,039	-3.3%

* Based on Traded Scrips

Fahim Hassan Research Analyst (891) 1709636546 fahim.hassan@bracepl.com	Md Istiaz Uddin Research Associate (891) 1708805202 mistiaz.uddin@bracepl.com
---	---



Market PE 14.8x
Market PB 1.2x

* Market P/E and P/BV calculation excludes Mutual Fund, Life Insurance, and NBL

Sector Index	Closing	Opening	Points Δ	%Δ	No. of Companies	Mcap (BDT Mn)	% of Total Mcap	Turnover (BDT Mn)	% of Total Turnover	PE	PB	Top Twenty Market Cap	Mcap (BDT Mn)	% of Total Mcap	Turnover (BDT Mn)	PE	PB
Bank	1,421	1,427	-5.35	-0.38%	36	672,585	10.2%	321.4	10.4%	8.7x	0.7x	GP	439,118	12.2%	61.3	12.4x	7.6x
NBFI	1,237	1,245	-8.34	-0.67%	23	117,833	1.8%	62.3	2.0%	NM	NM	SQURPHARMA	195,906	5.4%	52.2	9.3x	1.5x
Mutual Fund	596	596	-0.09	-0.02%	37	27,390	0.4%	64.8	2.1%	NM	0.5x	BATBC	188,460	5.2%	19.5	10.7x	3.1x
General Insurance	2,731	2,757	-26.80	-0.97%	43	77,950	1.2%	199.6	6.5%	14.1x	1.2x	ROBI	149,281	4.2%	226.2	27.1x	2.3x
Life Insurance	1,846	1,850	-3.35	-0.18%	15	49,106	0.7%	132.0	4.3%	NM	NM	WALTONHIL	147,980	4.1%	4.1	11.4x	1.3x
Telecommunication	5,205	5,203	+2.16	+0.04%	3	610,338	9.2%	297.4	9.7%	14.4x	4.3x	BEXIMCO	103,847	2.9%	0.0	NM	1.3x
Pharmaceutical	2,988	3,005	-17.08	-0.57%	34	566,452	8.6%	629.0	20.4%	14.4x	1.6x	BRACBANK	86,008	2.4%	17.8	7.8x	1.1x
Fuel & Power	1,118	1,130	-11.68	-1.03%	23	296,150	4.5%	149.7	4.9%	14.4x	0.6x	BERGERPBL	83,596	2.3%	0.9	25.1x	5.3x
Cement	1,957	1,968	-11.16	-0.57%	7	93,248	1.4%	28.2	0.9%	15.7x	2.0x	ISLAMIBANK	75,831	2.1%	15.6	16.2x	1.0x
Services & Real Estate	1,013	1,026	-12.91	-1.26%	9	55,738	0.8%	63.2	2.1%	18.6x	0.4x	RENATA	74,977	2.1%	1.3	23.5x	2.2x
Engineering	2,496	2,505	-9.41	-0.38%	42	281,555	4.3%	265.0	8.6%	12.3x	0.9x	MARICO	72,141	2.0%	17.0	13.6x	9.5x
Food & Allied	16,529	16,497	+31.59	+0.19%	21	302,431	4.6%	179.9	5.8%	16.2x	4.3x	LHB	61,901	1.7%	16.6	15.3x	3.1x
IT	1,975	1,981	-6.10	-0.31%	11	26,044	0.4%	95.2	3.1%	19.2x	1.7x	ICB	57,239	1.6%	22.3	29.4x	1.3x
Textile	1,082	1,100	-18.00	-1.64%	58	112,644	1.7%	355.9	11.6%	87.6x	0.7x	UNILEVERCL	48,795	1.4%	1.0	66.4x	20.8x
Paper & Printing	4,029	4,078	-48.43	-1.19%	6	18,203	0.3%	24.3	0.8%	NM	0.8x	DUTCHBANGL	41,920	1.2%	1.3	6.7x	0.9x
Tannery	1,958	1,971	-13.06	-0.66%	6	21,818	0.3%	13.4	0.4%	66.8x	1.5x	POWERGRID	37,923	1.1%	4.5	NM	0.2x
Jute	14,783	14,951	-168.34	-1.13%	3	3,254	0.0%	23.5	0.8%	NM	NM	BXPHARMA	37,072	1.0%	23.5	6.2x	0.7x
Ceramics	359	366	-6.62	-1.81%	5	16,106	0.2%	11.6	0.4%	NM	1.0x	PUBALIBANK	33,895	0.9%	39.8	3.5x	0.6x
Miscellaneous	4,216	4,219	-3.21	-0.08%	15	228,921	3.5%	164.3	5.3%	41.4x	1.8x	EBL	32,731	0.9%	39.9	5.0x	0.8x
Corporate Bond**	13,783	13,669	+114.24	+0.84%	16	34,738	0.5%	0.0	0.0%	NM	NM	BEACONPHAR	32,294	0.9%	56.7	63.0x	5.0x
Treasury Bond**	516	510	+5.43	+1.06%	235	2,995,762	45.3%	0.1	0.0%	NM	NM						

Top Ten Gainers	Close Price (BDT)	Δ%	Turnover (BDT Mn)	PE	PB
DAFODILCOM	64.6	+7.7%	4.1	NM	4.8x
RUPALILIFE	108.7	+4.5%	50.1	NM	NM
ASIATICLAB	35.4	+4.4%	54.2	15.0x	0.7x
MEGHNA PET	26.7	+3.5%	0.3	NM	0.4x
KBPPWBIL	135.4	+3.4%	52.4	NM	11.4x
POPULAR1MF	3.2	+3.23%	0.2	NM	0.3x
STYLECRAFT	55.9	+3.1%	5.3	NM	10x
EASTLAND	19.9	+3.1%	2.1	20.7x	0.9x
FBFIF	3.4	+3.0%	0.7	NM	0.4x
PRIMELIFE	33.0	+2.8%	0.8	NM	NM

Top Ten Losers	Close Price (BDT)	Δ%	Turnover (BDT Mn)	PE	PB
MAKSONSPIN	6.1	-9.0%	3.3	NM	0.6x
BAYLEASING	6.5	-8.5%	0.5	NM	2x
MITHUNKNIT	14.1	-8.4%	0.5	NM	4.4x
PHOENIXFIN	3.3	-8.3%	2.5	NM	NM
NEWLINE	6.7	-8.2%	16.6	12.9x	0.3x
MIRACLEIND	24.9	-8.1%	4.9	NM	1.9x
FAMILYTEX	2.5	-7.4%	2.7	NM	0.2x
ATLASBANG	52.3	-7.1%	0.1	NM	0.5x
MEGHNACEM	42.2	-6.8%	0.1	NM	1.2x
KPPL	7.2	-6.5%	2.5	NM	NM

Top Twenty Free Float Mcap	Free Float Mcap (BDT Mn)	% of Total Free Float Mcap	PE	PB
SQURPHARMA	117,112	8.6%	9.3x	1.5x
BEXIMCO	69,460	5.1%	NM	1.3x
BATBC	45,948	3.4%	10.7x	3.1x
RENATA	35,002	2.6%	23.5x	2.2x
ISLAMIBANK	33,649	2.5%	16.2x	1.0x
BXPHARMA	32,479	2.4%	6.2x	0.7x
BRACBANK	32,157	2.4%	7.8x	1.1x
GP	30,004	2.2%	12.4x	7.6x
LHB	24,690	1.8%	15.3x	3.1x
EBL	24,199	1.8%	5.0x	0.8x
PUBALIBANK	20,448	1.5%	3.5x	0.6x
NBL	16,930	1.2%	NM	2.8x
CITYBANK	16,830	1.2%	4.1x	0.7x
BSRMLTD	14,210	1.0%	4.8x	0.5x
ALARABANK	13,534	1.0%	12.8x	0.9x
PRIMEBANK	12,985	1.0%	4.2x	0.7x
OLYMPIC	12,616	0.9%	16.9x	2.8x
UTTARABANK	11,350	0.8%	7.3x	0.7x
ORIONPHARM	11,317	0.8%	44.5x	0.4x
ROBI	10,738	0.8%	27.1x	2.3x

* NBFI Sector PE calculation methodology has been modified to reflect positive earnings only.
 ** The base of the Bond index starts at 100, starting from Jan 13, 2022
 Similarly, Treasury Bond Index starts at 100, starting from Oct 10, 2022

Most Traded Share	Close Price (BDT)	Δ%	Turnover (BDT Mn)	PE	PB
ORIONINFU	398.9	+0.3%	251.3	NM	24.9x
ROBI	28.5	+0.7%	226.2	27.1x	2.3x
CENTRALINS	40.1	-5.4%	106.3	22.5x	0.8x
GPHISPAT	23.1	+2.7%	94.9	11.7x	0.4x
DSSL	11.5	-3.4%	82.2	37.1x	0.6x
BSC	91.9	-2.1%	81.6	4.8x	0.9x
FINEFOODS	222.1	+1.2%	79.2	NM	18.6x
GP	325.2	-0.1%	61.3	12.4x	7.6x
OIMEX	27.4	+1.5%	60.4	27.6x	7.9x
BEACONPHAR	139.8	+2.4%	56.7	63.0x	5.0x

Block Trade	Maximum Price (BDT)	Minimum Price (BDT)	No. of Trade	Quantity ('000)	Turnover (BDT Mn)
FINEFOODS	222.0	222.0	1.0	45	9.99
AIL	88.1	81.3	5.0	95	8.29
BXPHARMA	89.0	77.0	2.0	76	6.73
LOVELLO	83.0	83.0	2.0	57	4.69
MIDLANDBNK	30.6	30.6	2.0	100	3.06
ROBI	28.6	28.5	2.0	99	2.81
DSSL	12.1	12.1	1.0	225	2.72
SONARGAON	28.2	28.2	1.0	68	1.91
RUPALILIFE	103.9	103.9	1.0	15	1.56
SQURPHARMA	210.0	210.0	1.0	6	1.26

Block Trade	Maximum Price (BDT)	Minimum Price	Turnover (BDT Mn)	Quantity ('000)	No. of Trade
FINEFOODS	222.0	222.0	10.0	45	1
AIL	88.1	81.3	8.3	95	5
BXPHARMA	89.0	77.0	6.7	76	2
LOVELLO	83.0	83.0	4.7	57	2
MIDLANDBNK	30.6	30.6	3.1	100	2
ROBI	28.6	28.5	2.8	99	2
DSSL	12.1	12.1	2.7	225	1
SONARGAON	28.2	28.2	1.9	68	1
RUPALILIFE	103.9	103.9	1.6	15	1
SQURPHARMA	210.0	210.0	1.3	6	1
ASIATICLAB	36.4	36.4	0.9	25	1
PREMIERCEM	49.0	49.0	0.8	16	1
SIMTEX	18.8	18.8	0.8	40	1
DACCADYE	13.5	13.5	0.7	55	1
PROVATIINS	34.3	34.3	0.7	20	1
LINDEBD	876.0	876.0	0.6	1	1
UNIQUEHRL	47.9	47.9	0.6	12	1
BEACONPHAR	140.3	140.3	0.5	4	1
Total			48.6		26

Important DSE News

SAIHAMTEX

The Company has been placed in 'B' category from existing 'A' category with effect from today i.e., December 22, 2024 as the Company has approved 5% Cash Dividend for the year ended June 30, 2024.

MIRAKHTER

The company has informed that the Board of Directors of the company has taken the decision to issue Cumulative, Non-Participative, Fully Redeemable Preference Shares - up to BDT 2,500 million to refinance the existing loans subject to approval from the shareholders of the Company in Extra-Ordinary General Meeting and Bangladesh Securities and Exchange Commission. Date & Time of EGM: February 08, 2025 at 11:00 AM, Venue of the EGM: Hybrid Platform and Record Date: January 14, 2025.

EPGL

(Q1 Un-audited): EPS was Tk. (1.85) for July-September 2024 as against Tk. 0.05 for July-September 2023; NOCFPS was Tk. 0.22 for July-September 2024 as against Tk. 0.01 for July-September 2023. NAV per share (with revaluation) was Tk. 35.54 as on September 30, 2024 and Tk. 37.45 as on June 30, 2024. NAV per share (without revaluation) was Tk. 23.64 as on September 30, 2024 and Tk. 25.55 as on June 30, 2024.

SAMORITA

Ms. Shamsa Chowdhury, a director of the company, has expressed her intention to sell 1,25,000 shares out of her total holding of 20,06,018 shares of the Company at prevailing market price (In the Public and Block Market) through Dhaka Stock Exchange PLC. within next 30 working days.

Upcoming Corporate Events

DSE Ticker	Right Share	Dividend		Event	Date
		Stock	Cash		
PHARMAID		0.0%	25%	Record Date	24-Dec-24
JAMUNAOIL		0.0%	150%	Record Date	24-Dec-24
MAKSONSPIN		0.0%	0%	Record Date	29-Dec-24
DACCADYE		0.0%	0%	Record Date	7-Jan-25
AL-HAJTEX		0.0%	0%	Record Date	8-Jan-25

Disclaimer: This report has been prepared by BRAC EPL Stock Brokerage Ltd and is provided for information purposes. It is not, under any circumstances, to be used or considered as an offer to sell, or a solicitation of any offer to buy. Reasonable care has been taken to ensure that the information is not untrue and misleading. BRAC EPL Stock Brokerage Ltd makes no representation or warranty as to the accuracy or completeness of such information. All opinions and estimates included in this report constitute our judgment as of this date and are subject to change without notice.