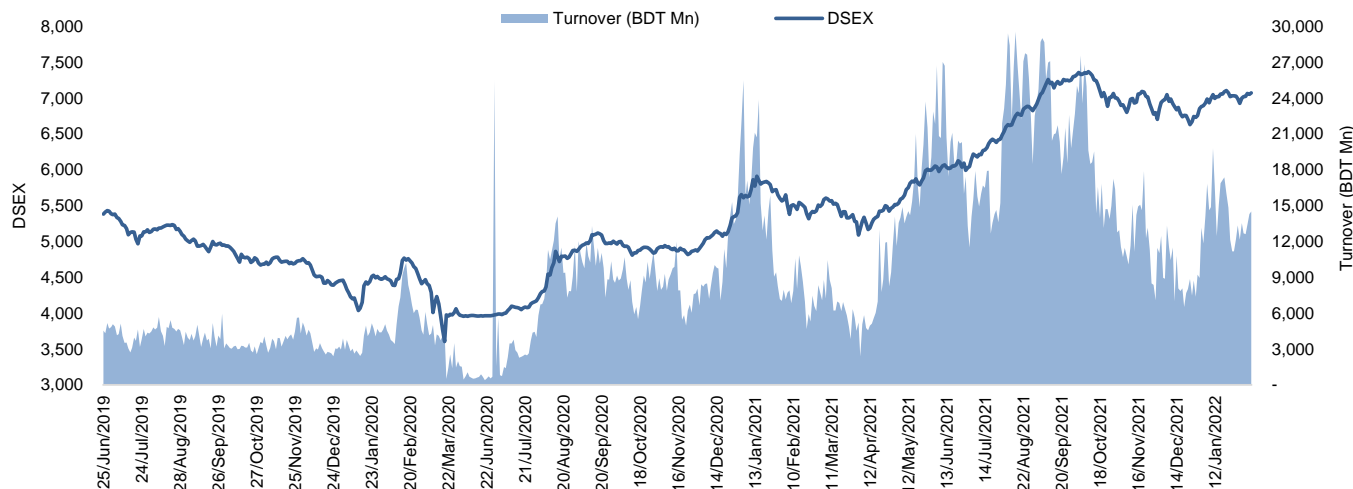


The market closed in green today. The benchmark index DSEX (+0.30%) gained 20.98 points and closed at 7,072.79. The blue-chip index DS30 (+0.10%), the Shariah-based index DSES (+0.12%), and the large-cap index CDSET (+0.12%) closed at 2,610.33, 1,511.38, and 1,406.48 points, respectively. Most of the large-cap sectors posted positive performance today. NBF I booked the highest gain of 2.92% followed by Fuel & Power (+1.45%), Bank (+0.56%), Pharmaceutical (+0.03%), Telecommunication (+0.02%), Engineering (-0.82%), and Food & Allied (-0.85%), respectively. Block trades contributed 0.4% of the overall market turnover. Bangladesh Shipping Corporation (-4.3%) was the most traded share with a turnover of BDT 706 million.



Index	Closing	Opening	Point Δ	%Δ	YTD %Δ
DSEX	7,072.79	7,051.80	+20.98	+0.30%	+4.7%
DS30	2,610.33	2,607.72	+2.61	+0.10%	+3.1%
DSES	1,511.38	1,509.56	+1.82	+0.12%	+5.6%
CDSET	1,406.48	1,404.86	+1.62	+0.12%	+3.5%

	Advanced	Declined	Unchanged	Total
All Category	176	149	55	380
A Category (Equity)	116	110	36	262
B Category (Equity)	41	30	13	84
N Category (Equity)	5	3	0	8
Z Category (Equity)	14	6	6	26
Mutual Funds	8	6	21	35
Corporate Bonds	1	1	0	2

		Today	Last Day	Daily %Δ
Mcap	Mn BDT	5,667,847	5,657,362	+0.2%
	Mn USD	65,905	65,783	
Turnover	Mn BDT	14,498	14,278	+1.5%
	Mn USD	169	166	
Volume	Mn Shares	340	284	+19.6%
No. of Trade		240,074	235,580	+1.9%

Figure: Sectorial Turnover (BDT)

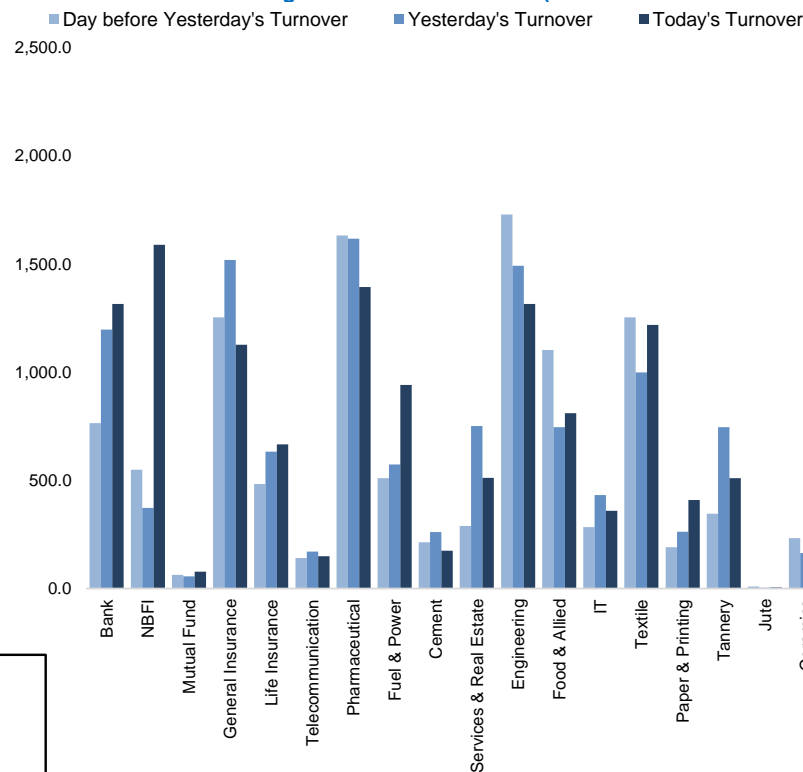
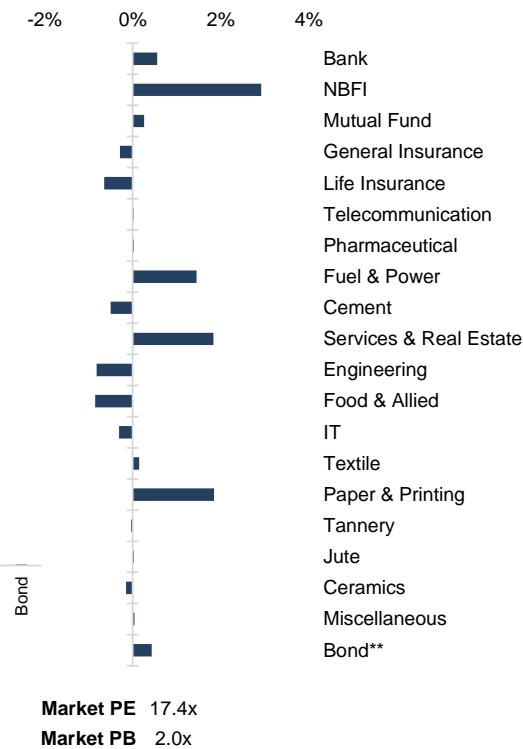


Figure: Sectorial Mcap Change



Fahim Hassan Research Associate (880) 1709636546 fahim.hassan@bracepl.com	Md. Mahmudul Hasan Junior Research Associate (880) 1708805201 mmahmudul.hasan@bracepl.com
---	---

Sector Index	Closing	Opening	Points Δ	%Δ	No. of Companies	Mcap (BDT Mn)	% of Total Mcap	Turnover (BDT Mn)	% of Total Turnover	PE	PB	Top Twenty Market Cap	Mcap (BDT Mn)	% of Total Mcap	Turnover (BDT Mn)	PE	PB
Bank	1,626	1,617	+9.04	+0.56%	33	753,036	14.8%	1,314.0	9.3%	8.2x	0.9x	GP	483,677	9.5%	31.1	14.2x	9.7x
NBFI	2,448	2,379	+69.46	+2.92%	23	238,277	4.7%	1,588.4	11.3%	NM	4.4x	BATBC	348,840	6.9%	430.2	25.4x	8.7x
Mutual Fund	898	896	+2.33	+0.26%	37	41,379	0.8%	78.2	0.6%	NM	0.8x	WALTONHIL	333,676	6.6%	6.7	23.1x	3.6x
General Insurance	4,770	4,784	-13.86	-0.29%	40	139,768	2.8%	1,126.6	8.0%	21.8x	2.4x	SQRPHARMA	204,682	4.0%	166.8	11.5x	2.2x
Life Insurance	2,845	2,864	-18.56	-0.65%	13	80,301	1.6%	665.5	4.7%	NM	NM	ROBI	203,232	4.0%	76.8	88.5x	3.1x
Telecommunication	6,125	6,124	+1.25	+0.02%	3	723,304	14.2%	149.3	1.1%	18.7x	5.7x	UPGDCL	148,924	2.9%	12.0	12.1x	5.0x
Pharmaceutical	4,031	4,030	+1.13	+0.03%	32	751,756	14.8%	1,393.3	9.9%	18.8x	2.8x	RENATA	146,093	2.9%	13.1	27.0x	5.4x
Fuel & Power	1,938	1,911	+27.77	+1.45%	23	506,499	10.0%	940.6	6.7%	12.4x	1.3x	BEXIMCO	130,834	2.6%	525.7	10.5x	1.8x
Cement	2,768	2,782	-13.88	-0.50%	7	136,373	2.7%	174.3	1.2%	20.3x	2.8x	ICB	103,950	2.0%	19.3	54.0x	2.3x
Services & Real Estate	1,535	1,507	+27.66	+1.84%	8	59,468	1.2%	511.6	3.6%	NM	1.2x	LHBL	91,632	1.8%	139.0	23.6x	4.6x
Engineering	4,839	4,879	-39.92	-0.82%	42	567,015	11.2%	1,314.7	9.3%	19.2x	2.0x	BXPHARMA	88,018	1.7%	67.5	14.4x	2.3x
Food & Allied	26,042	26,266	-223.88	-0.85%	21	460,432	9.1%	809.7	5.8%	31.2x	9.2x	BERGERPBL	83,587	1.6%	4.8	27.7x	7.6x
IT	3,304	3,315	-10.18	-0.31%	11	41,990	0.8%	359.5	2.6%	33.6x	2.9x	BRACBANK	79,911	1.6%	53.6	13.9x	1.6x
Textile	1,616	1,614	+2.38	+0.15%	58	175,276	3.5%	1,217.8	8.7%	30.0x	1.1x	MARICO	75,808	1.5%	13.2	22.0x	29.3x
Paper & Printing	9,302	9,133	+169.13	+1.85%	6	33,510	0.7%	409.2	2.9%	NM	2.3x	ISLAMIBANK	53,291	1.0%	578.0	9.9x	0.8x
Tannery	3,770	3,771	-1.49	-0.04%	6	39,921	0.8%	509.9	3.6%	NM	4.0x	BEACONPHAR	51,790	1.0%	133.9	44.2x	9.2x
Jute	8,434	8,431	+2.33	+0.03%	3	1,957	0.0%	5.4	0.0%	NM	24.2x	DUTCHBANGL	50,537	1.0%	14.6	8.6x	1.4x
Ceramics	767	768	-1.17	-0.15%	5	34,306	0.7%	132.5	0.9%	33.4x	2.1x	POWERGRID	49,677	1.0%	120.4	14.3x	0.5x
Miscellaneous	4,718	4,716	+1.94	+0.04%	14	259,480	5.1%	1,367.2	9.7%	14.9x	2.3x	TITASGAS	45,109	0.9%	251.5	13.2x	0.6x
Bond**	90	89	+0.39	+0.43%	7	32,606	0.6%	2.8	0.0%	NM	NM	SUMITPOWER	42,715	0.8%	93.8	9.0x	1.2x

Top Ten Gainers	Close Price (BDT)	Δ%	Turnover (BDT Mn)	PE	PB	Top Twenty Free Float Mcap	Free Float Mcap (BDT Mn)	% of Total Free Float Mcap	PE	PB	Most Traded Share	Close Price (BDT)	Δ%	Turnover (BDT Mn)	PE	PB
UTTARAFIN	45.1	+10.0%	21.0	9.8x	0.7x	SQRPHARMA	133,923	7.0%	11.5x	2.2x	BSC	136.7	-4.3%	706.2	16.1x	2.1x
BAYLEASING	35.2	+10.0%	431.4	12.2x	1.6x	BATBC	92,268	4.8%	25.4x	8.7x	ISLAMIBANK	33.1	+0.3%	578.0	9.9x	0.8x
TAMIJTEX	196.3	+10.0%	22.0	42.2x	2.4x	BEXIMCO	87,201	4.6%	10.5x	1.8x	BEXIMCO	149.3	+0.3%	525.7	10.5x	1.8x
BDTHAIFOOD	30.9	+10.0%	0.4	58.1x	2.2x	RENATA	71,191	3.7%	27.0x	5.4x	FORTUNE	124.4	-0.2%	474.8	42.6x	8.2x
UNIONINS	54.2	+9.9%	2.7	42.3x	3.5x	BXPHARMA	61,454	3.2%	14.4x	2.3x	BAYLEASING	35.2	+10.0%	431.4	12.2x	1.6x
OAL	15.5	+9.9%	177.0	NM	1.2x	GP	48,368	2.5%	14.2x	9.7x	BATBC	646.0	-1.3%	430.2	25.4x	8.7x
YPL	25.5	+9.9%	163.3	NM	2.3x	BRACBANK	42,960	2.2%	13.9x	1.6x	QUEENSOUTH	31.7	+1.3%	362.5	19.7x	2.1x
KPCL	32.5	+9.8%	53.3	NM	1.5x	BEACONPHAR	36,253	1.9%	44.2x	9.2x	DELTALIFE	177.1	+2.0%	327.2	NM	NM
KBPPWBIL	15.6	+8.3%	46.1	NM	1.3x	LHBL	32,365	1.7%	23.6x	4.6x	ORIONPHARM	106.8	-0.7%	286.0	26.7x	1.3x
FARCHEM	12.7	+7.6%	33.8	NM	0.9x	ISLAMIBANK	25,942	1.4%	9.9x	0.8x	ACMELAB	102.5	-1.2%	284.2	11.6x	1.0x

Top Ten Losers	Close Price (BDT)	Δ%	Turnover (BDT Mn)	PE	PB	Block Trade	Maximum Price (BDT)	Minimum Price (BDT)	No. of Trade	Quantity ('000)	Turnover (BDT Mn)
MEGHNAPET	17.9	-4.8%	1.1	NM	NM	QUEENSOUTH	34.4	33.8	4.0	4,215	142.60
FAREASTLIF	102.3	-4.4%	147.2	NM	NM	FORTUNE	135.0	116.0	3.0	990	115.13
BSC	136.7	-4.3%	706.2	16.1x	2.1x	IDLC	60.5	60.5	3.0	1,000	60.50
RUPALILIFE	78.6	-4.3%	55.4	NM	NM	PROVATIINS	125.0	125.0	2.0	180	22.44
ALLTEX	20.0	-3.8%	12.7	NM	3.3x	BARKAPOWER	27.5	27.4	3.0	780	21.41
SHEPHERD	28.5	-3.7%	10.8	NM	1.9x	LANKABAFIN	41.5	40.7	3.0	290	11.83
RENWICKJA	1,056.0	-3.4%	1.0	NM	NM	HFL	23.0	23.0	1.0	200	4.60
LIBRAINFU	928.7	-3.0%	6.4	NM	0.7x	BERGERPBL	1,789.2	1,789.2	1.0	3	4.47
GREENDELTA	107.8	-3.0%	56.2	11.3x	1.6x	PENINSULA	41.8	41.8	1.0	100	4.18
BBS	26.6	-2.6%	150.5	49.7x	1.8x	RAKCERAMIC	56.5	56.5	1.0	67	3.79

*NBFI Sector PE calculation methodology has been modified to reflect positive earnings only.

** The base of the Bond index starts at 100, starting from Jan 13, 2022

Block Trade	Maximum Price (BDT)	Minimum Price (BDT)	Turnover (BDT Mn)	Quantity ('000)	No. of Trade
QUEENSOUTH	34.4	33.8	142.6	4,215	4
FORTUNE	135.0	116.0	115.1	990	3
IDLC	60.5	60.5	60.5	1,000	3
PROVATIINS	125.0	125.0	22.4	180	2
BARKAPOWER	27.5	27.4	21.4	780	3
LANKABAFIN	41.5	40.7	11.8	290	3
HFL	23.0	23.0	4.6	200	1
BERGERPBL	1,789.2	1,789.2	4.5	3	1
PENINSULA	41.8	41.8	4.2	100	1
RAKCERAMIC	56.5	56.5	3.8	67	1
POWERGRID	70.9	70.9	3.8	53	1
BBS	29.9	29.9	2.5	83	1
NAHEEACP	52.3	52.2	2.4	45	2
DOREENPWR	75.0	72.5	2.3	31	2
SQURPHARMA	228.2	228.2	2.3	10	1
ROBI	39.5	39.5	2.3	58	1
BAYLEASING	32.4	32.1	2.1	66	3
DESHBANDHU	25.8	25.1	1.8	70	2
RDFOOD	60.0	59.9	1.8	29	3
GREENDELMEF	7.5	7.5	1.5	200	1
AL-HAJTEX	94.5	94.5	1.5	16	1
YPL	21.5	21.5	1.4	65	1
Total			426.9		54

Upcoming Corporate Events

DSE Ticker	Right Share	Dividend		Event	Date
		Stock	Cash		
Marico Bangladesh Limited	-	0.0%	200.0%	Record Date	15-Feb-22
Singer Bangladesh Limited	-	0.0%	60.0%	Record Date	16-Feb-22
Monno Fabrics Limited	-	0.0%	1.0%	Record Date	17-Feb-22
Berger Paints Bangladesh Ltd.	-	0.0%	300.0%	Record Date	17-Feb-22
LafargeHolcim Bangladesh Limited	-	0.0%	25.0%	Record Date	22-Feb-22
Mithun Knitting and Dyeing Ltd.	-	0.0%	0.0%	Record Date	22-Feb-22
Grameenphone Ltd.	-	0.0%	125.0%	Record Date	23-Feb-22
Khan Brothers PP Woven Bag Industries Limit	-	0.0%	2.0%	Record Date	24-Feb-22
Alltex Industries Ltd.	-	0.0%	1.0%	Record Date	24-Feb-22
RAK Ceramics (Bangladesh) Limited	-	0.0%	12.5%	Record Date	24-Feb-22
NCCBL Mutual Fund-1	-	0.0%	12.0%	Record Date	1-Mar-22

Important DSE News
SUMITPOWER

The Company has informed that, Bangladesh Rural Electrification Board (BREB) has given its consent to restart operation of "13.5MW Chandina Power Plant (Unit-2) and 24.3MW Madhabdi Power Plant (Unit-2)" of Summit Power Limited from 7th February 2022 which remained closed since 15th November and 16th December 2021 respectively due to expiry of Power Purchase Agreements (PPAs). Accordingly, both the power plants are now in operation. The Company is also now in the process of negotiating tariff and other terms & conditions of renewal Power Purchase Agreements with the Bangladesh Rural Electrification Board (BREB).

IBP

Mr. A.F.M Anowarul Huq (Managing Director), one of the Sponsor Directors of the company, has expressed his intention to buy 34,48,306 shares of the Company at prevailing market price (in the Block Market) through Dhaka Stock Exchange within next 30 working days, as per Rule-4 of the BSEC (Substantial Acquisition of Shares and Takeovers), Rules, 2018.

IDLC

As per Regulation 19(1) of the Dhaka Stock Exchange (Listing) Regulations, 2015, the Company has informed that a meeting of the Board of Directors will be held on February 14, 2022 at 4:00 PM to consider, among others, audited financial statements of the Company for the year ended December 31, 2021.

PENINSULA

The Company has further informed that the meeting of the Board of Directors of the Company as per Regulation 16(1) of the Dhaka Stock Exchange (Listing) Regulations, 2015, will be held on February 12, 2022 at 4:00 PM to consider, among others, un-audited financial statements of the Company for the Second Quarter (Q2) period ended December 31, 2021.

NITOLINS

As per Regulation 19(1) of the Dhaka Stock Exchange (Listing) Regulations, 2015, the Company has informed that a meeting of the Board of Directors will be held on February 20, 2022 at 4:00 PM to consider, among others, audited financial statements of the Company for the year ended December 31, 2021.

SILCOPHL

As per Regulation 16(1) of the Dhaka Stock Exchange (Listing) Regulations, 2015, the Company has informed that a meeting of the Board of Directors will be held on February 15, 2022 at 4:30 PM to consider, among others, un-audited financial statements of the Company for the Second Quarter (Q2) period ended December 31, 2021.

NCCBLMF1

The Trustee Committee of the fund has approved 12% cash dividend based on Net Income for the year ended December 31, 2021. Record date: 01.03.2022. The Fund has also reported EPU of Tk. 1.40, NAV per unit at market price of Tk. 12.83, NAV per unit at cost price of Tk. 11.54 and NOCFPU of Tk. (2.77) for the year ended December 31, 2021 as against Tk. 1.12, Tk. 11.81, Tk. 10.87 and Tk. 2.89 respectively for the same period of the previous year.

IBP

Mr. Md. Amin-Ur-Rashid one of the Sponsors of the company, has further informed that he has completed his sale of holdings 30,75,794 shares of the company at prevailing market price through Dhaka Stock Exchange as per declaration disseminated on 28.12.2021.

Disclaimer: This report has been prepared by BRAC EPL Stock Brokerage Ltd and is provided for information purposes. It is not, under any circumstances, to be used or considered as an offer to sell, or a solicitation of any offer to buy. Reasonable care has been taken to ensure that the information is not untrue and misleading. BRAC EPL Stock Brokerage Ltd makes no representation or warranty as to the accuracy or completeness of such information. All opinions and estimates included in this report constitute our judgment as of this date and are subject to change without notice.