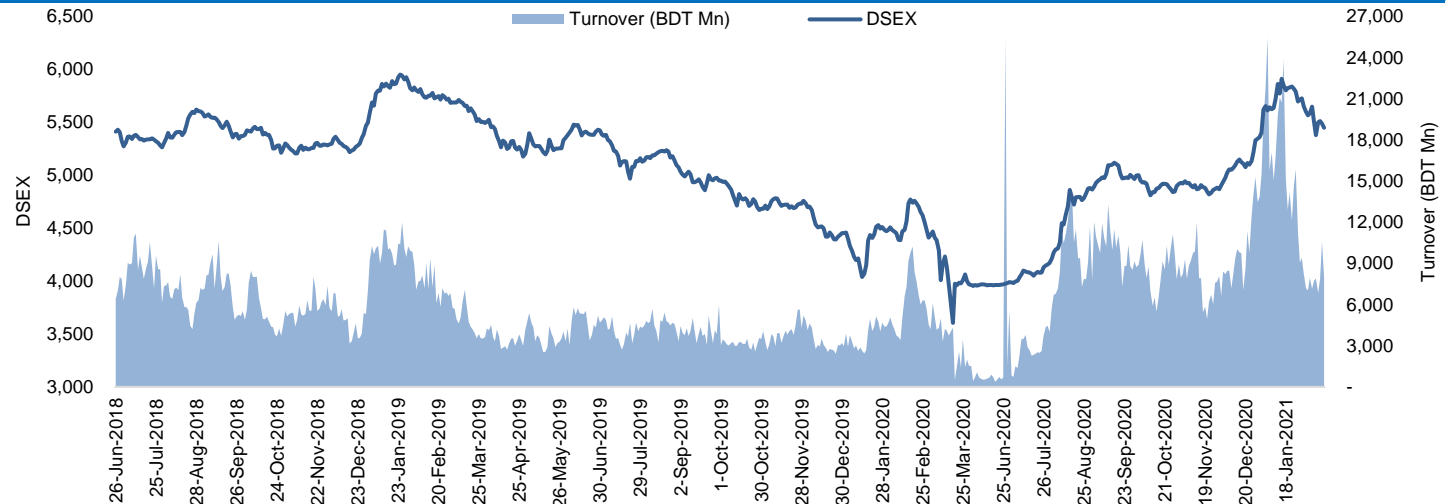


Daily Market Update

The market closed in red today. The benchmark index DSEX (-0.68%) lost 37.37 points and closed at 5,447.64. The blue-chip index DS30 (-0.51%), the Shariah-based index DSES (+0.19%), and the large-cap index CDSET (-0.39%) closed at 2,099.99, 1,238.62, and 1,175.78 points, respectively. All the large-cap sectors posted negative performance today except Engineering (+0.33%), and Pharmaceutical (+0.75%). Food & Allied experienced the highest loss of 4.20% followed by Telecommunication (-2.15%), Bank (-2.00%), NBFi (-1.05%) and Fuel & Power (-0.58%), respectively. Block trades contributed 6.7% of the overall market turnover. Bangladesh Export Import Company Ltd. (+6.9%) was the most traded share with a turnover of BDT 2,176 million.



Index	Closing	Opening	Point Δ	%Δ	YTD %Δ
DSEX	5,447.64	5,485.02	-37.37	-0.68%	+0.8%
DS30	2,099.99	2,110.70	-10.71	-0.51%	+6.9%
DSES	1,238.62	1,236.33	+2.29	+0.19%	-0.3%
CDSET	1,175.78	1,180.40	-4.62	-0.39%	+4.7%

	Advanced	Declined	Unchanged	Total
All Category	57	195	101	353
A Category (Equity)	40	145	77	262
B Category (Equity)	7	30	16	53
N Category (Equity)	1	5	0	6
Z Category (Equity)	9	15	8	32
Mutual Funds	10	18	9	37
Corporate Bonds	1	1	0	2

	Today	Last Day	Daily %Δ	
Mcap	Mn BDT	4,656,484	4,697,108	-0.9%
	Mn USD	54,808	55,286	
Turnover	Mn BDT	8,017	10,555	-24.0%
	Mn USD	94	124	
Volume	Mn Shares	193	198	-2.6%
No. of Trade		136,674	156,178	-12.5%

Figure: Sectorial Turnover (BDT Mn)

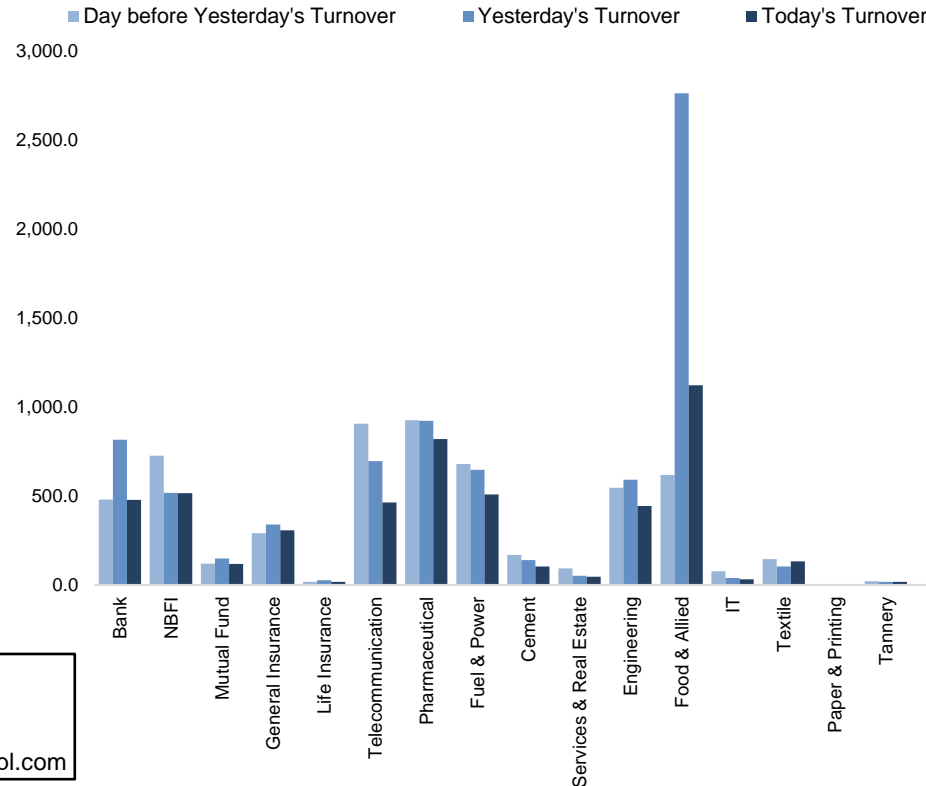
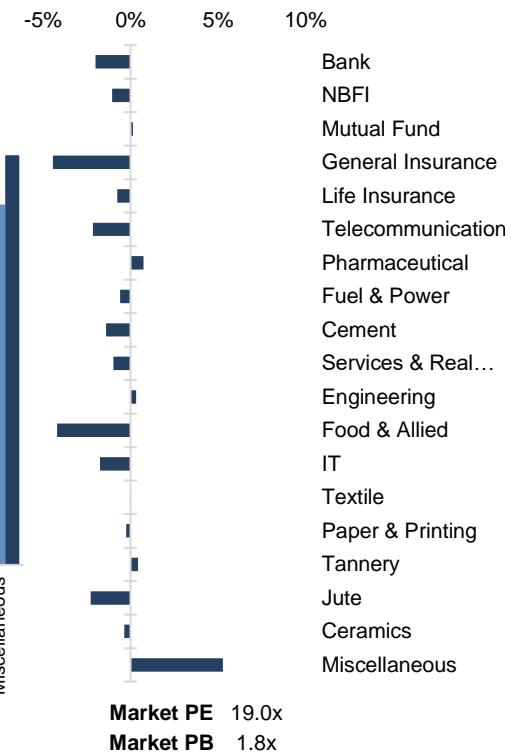


Figure: Sectorial Mcap Change



Md. Rafiqul Islam Research Associate (880) 1708805229 mrafiqulislam@bracepl.com	Md Mahirul Quddus Research Associate (880) 1709636546 mmahirul.quddus@bracepl.com
---	---

Sector Index	Closing	Opening	Points Δ	%Δ	No. of Companies	Mcap (BDT Mn)	% of Total Mcap	Turnover (BDT Mn)	% of Total Turnover	PE	PB	Top Twenty Market Cap	Mcap (BDT Mn)	% of Total Mcap	Turnover (BDT Mn)	PE	PB
Bank	1,312	1,339	-26.81	-2.00%	30	553,022	13.6%	477.7	6.4%	7.6x	0.7x	GP	501,771	12.3%	69.8	14.1x	11.9x
NBFI	1,998	2,019	-21.14	-1.05%	23	191,384	4.7%	515.3	6.9%	70.6x	3.2x	WALTONHIL	325,345	8.0%	67.1	42.6x	6.1x
Mutual Fund	868	867	+1.15	+0.13%	37	38,847	1.0%	118.5	1.6%	NM	0.8x	BATBC	287,820	7.1%	1,027.4	26.4x	7.7x
General Insurance	3,198	3,346	-148.53	-4.44%	37	80,957	2.0%	307.5	4.1%	16.9x	1.6x	ROBI	219,993	5.4%	353.5	NM	3.3x
Life Insurance	2,036	2,051	-15.35	-0.75%	12	55,791	1.4%	17.0	0.2%	NM	NM	SQRPHARMA	200,515	4.9%	75.0	14.1x	2.4x
Telecommunication	6,140	6,275	-135.01	-2.15%	3	748,925	18.4%	463.3	6.2%	20.3x	6.5x	UPGDCL	156,750	3.8%	62.4	19.3x	5.6x
Pharmaceutical	3,322	3,297	+24.72	+0.75%	31	608,294	14.9%	819.4	10.9%	21.0x	2.6x	RENATA	113,722	2.8%	15.6	25.7x	4.9x
Fuel & Power	1,605	1,615	-9.44	-0.58%	21	431,227	10.6%	507.7	6.8%	12.7x	1.4x	BXPBARMA	80,122	2.0%	449.6	20.0x	2.5x
Cement	1,420	1,440	-20.13	-1.40%	7	91,358	2.2%	103.3	1.4%	27.3x	2.2x	BEXIMCO	79,833	2.0%	2,176.3	NM	1.3x
Services & Real Estate	1,010	1,020	-9.90	-0.97%	8	40,710	1.0%	46.3	0.6%	NM	0.9x	ICB	79,615	2.0%	6.2	29.4x	1.8x
Engineering	3,771	3,759	+12.45	+0.33%	42	492,453	12.1%	442.9	5.9%	30.6x	2.4x	BERGERPBL	74,974	1.8%	58.1	30.3x	7.7x
Food & Allied	20,241	21,129	-887.92	-4.20%	20	383,157	9.4%	1,121.2	15.0%	33.6x	8.1x	MARICO	67,341	1.7%	10.2	22.4x	40.1x
IT	1,979	2,014	-35.21	-1.75%	10	22,309	0.5%	31.8	0.4%	24.2x	1.9x	BRACBANK	62,316	1.5%	37.7	14.7x	1.4x
Textile	1,027	1,026	+0.38	+0.04%	56	106,761	2.6%	132.7	1.8%	NM	0.7x	LHBL	57,836	1.4%	84.3	28.0x	3.5x
Paper & Printing	5,146	5,158	-12.16	-0.24%	4	14,709	0.4%	2.5	0.0%	61.6x	1.1x	SUMITPOWER	42,715	1.0%	140.1	7.8x	1.2x
Tannery	1,662	1,655	+7.09	+0.43%	6	18,152	0.4%	16.9	0.2%	NM	1.7x	ISLAMIBANK	41,055	1.0%	9.0	7.3x	0.7x
Jute	8,146	8,336	-190.01	-2.28%	3	1,967	0.0%	4.4	0.1%	NM	12.6x	UNILEVERCL	39,728	1.0%	52.1	43.1x	28.1x
Ceramics	446	447	-1.58	-0.35%	5	23,103	0.6%	55.5	0.7%	58.6x	1.5x	DUTCHBANGL	33,660	0.8%	7.7	7.4x	1.1x
Miscellaneous	3,229	3,067	+162.12	+5.29%	13	177,924	4.4%	2,299.3	30.7%	54.8x	1.9x	OLYMPIC	33,510	0.8%	17.4	16.4x	4.0x
												TITASGAS	31,655	0.8%	3.0	9.3x	0.5x

Top Ten Gainers	Close Price (BDT)	Δ%	Turnover (BDT Mn)	PE	PB
DELTASPINN	7.8	+9.9%	28.0	20.3x	0.6x
KEYACOSMET	6.7	+9.8%	80.6	NM	0.5x
TAUFIKA	24.7	+9.8%	13.5	33.8x	2.0x
BEXIMCO	91.1	+6.9%	2,176.3	NM	1.3x
BXPBARMA	179.6	+5.8%	449.6	20.0x	2.5x
BERGERPBL	1,616.6	+5.8%	58.1	30.3x	7.7x
AL-HAJTEX	35.6	+5.0%	7.4	NM	4.1x
UNILEVERCL	3,297.9	+5.0%	52.1	43.1x	28.1x
RECKITT BEN	4,672.3	+4.6%	44.5	30.2x	42.8x
GBBPOWER	24.6	+4.2%	80.9	18.1x	1.2x

Top Twenty Free Float Mcap	Free Float Mcap (BDT Mn)	% of Total Free Float Mcap	PE	PB
SQRPHARMA	131,197	9.2%	14.1x	2.4x
BATBC	76,128	5.3%	26.4x	7.7x
BXPBARMA	55,941	3.9%	20.0x	2.5x
RENATA	55,519	3.9%	25.7x	4.9x
BEXIMCO	55,444	3.9%	NM	1.3x
GP	50,177	3.5%	14.1x	11.9x
BRACBANK	33,499	2.3%	14.7x	1.4x
ROBI	21,889	1.5%	NM	3.3x
LHBL	20,428	1.4%	28.0x	3.5x
OLYMPIC	20,327	1.4%	16.4x	4.0x
EBL	20,008	1.4%	6.2x	1.0x
ISLAMIBANK	19,986	1.4%	7.3x	0.7x
CITYBANK	17,533	1.2%	8.4x	1.0x
PUBALIBANK	16,908	1.2%	10.4x	0.7x
NBL	16,083	1.1%	6.5x	0.4x
SUMITPOWER	15,715	1.1%	7.8x	1.2x
UPGDCL	15,675	1.1%	19.3x	5.6x
ALARABANK	13,309	0.9%	6.3x	1.0x
BEACONPHAR	13,146	0.9%	31.1x	3.9x
LANKABAFIN	12,852	0.9%	27.2x	2.0x

Most Traded Share	Close Price (BDT)	Δ%	Turnover (BDT Mn)	PE	PB
BEXIMCO	91.1	+6.9%	2,176.3	NM	1.3x
BATBC	1,599.0	-6.0%	1,027.4	26.4x	7.7x
BXPBARMA	179.6	+5.8%	449.6	20.0x	2.5x
ROBI	42.0	-6.3%	353.5	NM	3.3x
LANKABAFIN	35.9	-1.1%	294.5	27.2x	2.0x
SUMITPOWER	40.0	-0.7%	140.1	7.8x	1.2x
MIRAKHTER	82.7	-6.6%	131.8	32.9x	1.9x
BDFINANCE	30.6	+0.3%	112.2	15.3x	1.8x
EPGL	48.5	-6.2%	110.0	19.9x	0.9x
IFIC	12.1	-3.2%	94.6	10.5x	0.7x

Top Ten Losers	Close Price (BDT)	Δ%	Turnover (BDT Mn)	PE	PB
PRIMEINSUR	35.6	-9.6%	16.0	44.5x	2.0x
FEDERALINS	18.5	-8.9%	10.1	26.1x	1.5x
PEOPLESINS	36.9	-8.7%	15.9	14.8x	1.3x
CITYGENINS	22.7	-8.5%	6.4	27.6x	1.4x
UNITEDINS	42.5	-8.4%	1.1	18.2x	1.2x
AGRANINS	35.5	-8.3%	27.5	55.7x	2.0x
NORTHRNINS	33.6	-8.2%	11.4	20.0x	1.6x
NITOLINS	46.8	-8.1%	14.4	8.1x	1.8x
CONTININS	33.4	-8.0%	4.6	25.2x	1.7x
ZEALBANGLA	121.9	-7.6%	1.1	NM	NM

Block Trade	Maximum Price (BDT)	Minimum Price (BDT)	Turnover (BDT Mn)	Quantity ('000)	No. of
ACFL	31.0	30.0	2.3	75	3
BANKASIA	17.7	17.7	0.5	30	1
BATBC	1,800.0	1,610.0	95.0	59	7
BBS	17.0	17.0	0.7	40	1
BDFINANCE	32.2	32.2	2.6	80	1
BDTHAI	27.4	27.4	1.6	58	1
BEACONPHAR	82.9	82.8	24.9	300	2
BEXIMCO	84.0	84.0	2.5	30	1
CITYBANK	27.4	27.4	0.7	25	1
CONFIDCEM	111.0	111.0	0.7	7	1

Block Trade	Maximum Price (BDT)	Minimum Price (BDT)	Turnover (BDT Mn)	Quantity ('000)	No. of Trade
EBL	34.0	34.0	340.0	10,000	1
GP	404.0	404.0	8.1	20	1
LANKABAFIN	33.1	33.1	1.3	40	1
LEGACYFOOT	62.8	62.8	0.5	8	1
LINDEBD	1,338.0	1,338.0	40.1	30	1
MARICO	2,140.0	2,140.0	1.2	1	2
MIRAKHTER	89.0	84.5	1.4	16	2
NAHEEACP	42.4	42.4	0.5	12	1
NBL	7.6	7.6	0.8	100	1
RECKITTBEN	4,480.0	4,480.0	0.9		1
SAIFPOWER	18.2	18.2	1.1	60	1
SEAPEARL	72.1	72.1	0.5	7	1
SINOBANGLA	47.2	47.2	0.6	12	1
SUMITPOWER	39.5	39.5	4.7	120	3
Total			533.2		37

Important DSE News
SIMTEX

The Company has informed that Mr. Md. Anisur Rahman, has been appointed as the Chairman of the Board of Directors of the Company.

IDLC

The Company has informed that a conference in the form of webinar on the audited financial statements for the year ended on December 31, 2020 will be held on February 18, 2021 at 7:00 PM for its all stakeholders. Interested all stakeholders are requested to participate in the event through: <https://tinyurl.com/IDLC2020Q4>.

Upcoming Corporate Events

DSE Ticker	Right Share	Dividend		Event	Date
		Stock	Cash		
MARICO	-	0.0%	200.0%	Record Date	15-Feb-21
SINGERBD	-	0.0%	30.0%	Record Date	16-Feb-21

Upcoming IPOs

Company Name	Event	Opening Date	Closing Date
Desh General Insurance	Subscription	14-02-21	18-02-21
Baraka Patenga Power	Bidding	22-02-21	25-02-21

Disclaimer: This report has been prepared by BRAC EPL Stock Brokerage Ltd and is provided for information purposes. It is not, under any circumstances, to be used or considered as an offer to sell, or a solicitation of any offer to buy. Reasonable care has been taken to ensure that the information is not untrue and misleading. BRAC EPL Stock Brokerage Ltd makes no representation or warranty as to the accuracy or completeness of such information. All opinions and estimates included in this report constitute our judgment as of this date and are subject to change without notice.