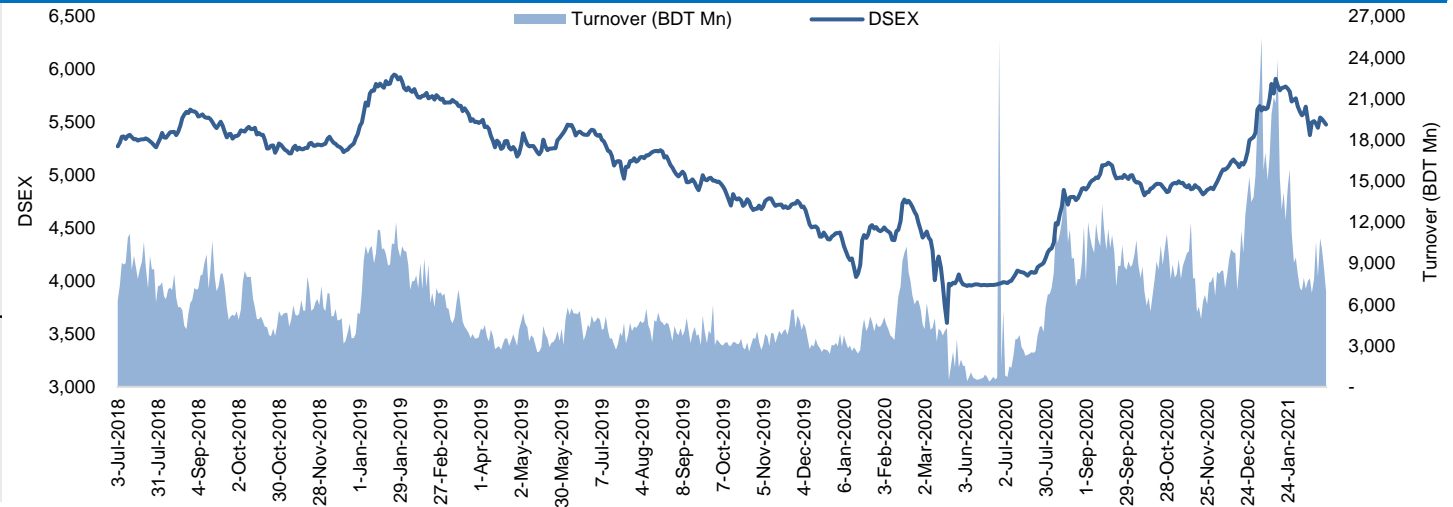


Daily Market Update

The market closed in red today. The benchmark index DSEX (-0.50%) lost 27.69 points and closed at 5,475.99. The blue-chip index DS30 (-0.70%), the Shariah-based index DSES (-0.67%), and the large-cap index CDSET (-0.68%) closed at 2,105.58, 1,242.49, and 1,169.33 points, respectively. All the large-cap sectors posted negative performance today except Fuel & Power (+0.04%), and Engineering (+2.31%). Telecommunication experienced the highest loss of 4.43% followed by Pharmaceutical (-0.61%), Food & Allied (-0.51%), Bank (-0.34%), and NBF1 (-0.17%), respectively. Block trades contributed 1.5% of the overall market turnover. Bangladesh Export Import Company Ltd. (+1.6%) was the most traded share with a turnover of BDT 2,132 million.

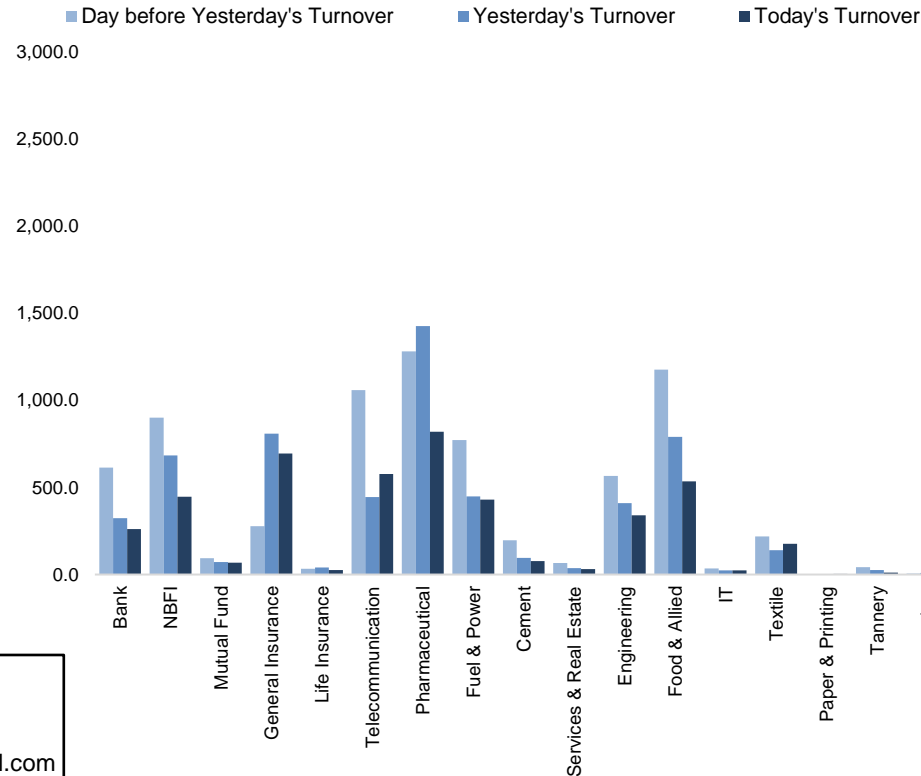



Index	Closing	Opening	Point Δ	%Δ	YTD %Δ
DSEX	5,475.99	5,503.68	-27.69	-0.50%	+1.4%
DS30	2,105.58	2,120.40	-14.83	-0.70%	+7.2%
DSES	1,242.49	1,250.91	-8.43	-0.67%	+0.0%
CDSET	1,169.33	1,177.39	-8.06	-0.68%	+4.1%

	Advanced	Declined	Unchanged	Total
All Category	76	145	126	347
A Category (Equity)	55	109	93	257
B Category (Equity)	12	16	24	52
N Category (Equity)	1	5	0	6
Z Category (Equity)	8	15	9	32
Mutual Funds	5	9	22	36
Corporate Bonds	1	1	0	2

	Today	Last Day	Daily %Δ	
Mcap	Mn BDT	4,656,583	4,686,912	-0.6%
	Mn USD	54,809	55,166	
Turnover	Mn BDT	6,941	8,639	-19.6%
	Mn USD	82	102	
Volume	Mn Shares	154	185	-16.7%
No. of Trade		125,957	142,558	-11.6%

Md. Rafiqul Islam Research Associate (880) 1708805229 mrafiqulislam@bracepl.com	Md Mahirul Quddus Research Associate (880) 1709636546 mmahirul.quddus@bracepl.com
-------------------------------------------------------------------------------------------------	---------------------------------------------------------------------------------------------------

Figure: Sectorial Turnover (BDT Mn)

Figure: Sectorial Mcap Change


Sector Index	Closing	Opening	Points Δ	%Δ	No. of Companies	Mcap (BDT Mn)	% of Total Mcap	Turnover (BDT Mn)	% of Total Turnover	PE	PB	Top Twenty Market Cap	Mcap (BDT Mn)	% of Total Mcap	Turnover (BDT Mn)	PE	PB
Bank	1,309	1,313	-4.44	-0.34%	30	551,433	13.5%	260.0	3.8%	7.6x	0.7x	GP	478,681	11.7%	112.0	13.4x	12.8x
NBFI	2,022	2,025	-3.37	-0.17%	23	193,661	4.7%	445.6	6.5%	71.4x	3.2x	WALTONHIL	350,761	8.6%	110.8	45.9x	6.6x
Mutual Fund	868	870	-2.01	-0.23%	37	38,828	1.0%	68.3	1.0%	NM	0.8x	BATBC	286,614	7.0%	414.6	26.3x	7.7x
General Insurance	3,408	3,459	-51.51	-1.49%	37	86,266	2.1%	694.4	10.2%	18.0x	1.7x	ROBI	205,851	5.0%	442.1	NM	3.1x
Life Insurance	2,037	2,045	-8.53	-0.42%	12	55,810	1.4%	24.9	0.4%	NM	NM	SQURPHARMA	198,122	4.9%	259.1	13.9x	2.4x
Telecommunication	5,837	6,107	-270.35	-4.43%	3	711,956	17.4%	576.4	8.4%	19.3x	6.5x	UPGDCL	157,619	3.9%	20.1	19.4x	5.7x
Pharmaceutical	3,340	3,360	-20.41	-0.61%	31	611,553	15.0%	819.3	12.0%	21.1x	2.6x	RENATA	113,761	2.8%	4.0	25.7x	4.9x
Fuel & Power	1,610	1,609	+0.68	+0.04%	21	432,388	10.6%	429.3	6.3%	12.8x	1.4x	BXPHARMA	83,468	2.0%	288.8	20.9x	2.6x
Cement	1,438	1,443	-4.87	-0.34%	7	92,501	2.3%	76.4	1.1%	27.7x	2.3x	ICB	80,662	2.0%	4.2	29.8x	1.8x
Services & Real Estate	1,025	1,026	-0.52	-0.05%	8	41,331	1.0%	31.4	0.5%	NM	0.9x	BEXIMCO	79,833	2.0%	2,131.7	NM	1.3x
Engineering	3,975	3,885	+89.74	+2.31%	42	519,077	12.7%	340.4	5.0%	32.3x	2.5x	BERGERPBL	72,790	1.8%	23.9	29.5x	7.4x
Food & Allied	20,147	20,250	-102.47	-0.51%	20	381,375	9.3%	534.1	7.8%	33.4x	8.1x	MARICO	65,933	1.6%	3.8	21.9x	39.3x
IT	2,020	2,030	-10.36	-0.51%	10	22,768	0.6%	23.2	0.3%	24.7x	1.9x	BRACBANK	59,797	1.5%	23.0	14.1x	1.3x
Textile	1,033	1,033	+0.75	+0.07%	56	107,461	2.6%	176.9	2.6%	NM	0.7x	LHBL	59,114	1.4%	49.8	28.6x	3.5x
Paper & Printing	5,134	5,152	-18.24	-0.35%	4	14,675	0.4%	3.6	0.1%	61.4x	1.1x	SUMITPOWER	43,676	1.1%	122.2	8.0x	1.3x
Tannery	1,679	1,682	-2.83	-0.17%	6	18,338	0.4%	10.1	0.1%	NM	1.8x	ISLAMIBANK	41,860	1.0%	20.0	7.4x	0.7x
Jute	8,721	8,831	-110.16	-1.25%	3	2,105	0.1%	8.4	0.1%	NM	13.5x	UNILEVERCL	38,550	0.9%	10.5	41.8x	27.3x
Ceramics	447	445	+2.23	+0.50%	5	23,199	0.6%	41.2	0.6%	58.8x	1.5x	OLYMPIC	34,210	0.8%	4.6	16.7x	4.1x
Miscellaneous	3,198	3,187	+11.66	+0.37%	13	176,233	4.3%	2,272.6	33.2%	54.2x	1.9x	DUTCHBANGL	34,155	0.8%	2.6	7.5x	1.1x
												TITASGAS	32,051	0.8%	5.4	9.4x	0.5x

Top Ten Gainers	Close Price (BDT)	Δ%	Turnover (BDT Mn)	PE	PB
BNICL	58.7	+9.9%	12.4	18.6x	3.0x
FEKDIL	10.2	+7.4%	13.4	27.2x	0.5x
ASIAINS	100.6	+6.2%	37.7	34.7x	4.6x
EASTERNINS	100.3	+6.0%	23.2	25.1x	2.2x
MEGHNAPET	10.8	+5.9%	0.1	NM	NM
AMANFEED	31.1	+4.0%	14.5	11.2x	0.9x
ZAHINTEX	5.5	+3.8%	0.6	NM	0.3x
JUTESPINN	96.5	+3.8%	0.1	NM	NM
WALTONHIL	1,157.9	+3.6%	110.8	45.9x	6.6x
LIBRAINFU	624.4	+3.4%	5.9	NM	0.5x

Top Twenty Free Float Mcap	Free Float Mcap (BDT Mn)	% of Total Free Float Mcap	PE	PB
SQURPHARMA	129,631	9.0%	13.9x	2.4x
BATBC	75,809	5.3%	26.3x	7.7x
BXPHARMA	58,277	4.1%	20.9x	2.6x
RENATA	55,538	3.9%	25.7x	4.9x
BEXIMCO	55,444	3.9%	NM	1.3x
GP	47,868	3.3%	13.4x	12.8x
BRACBANK	32,145	2.2%	14.1x	1.3x
LHBL	20,879	1.5%	28.6x	3.5x
OLYMPIC	20,752	1.4%	16.7x	4.1x
ROBI	20,482	1.4%	NM	3.1x
ISLAMIBANK	20,378	1.4%	7.4x	0.7x
EBL	19,328	1.3%	6.0x	1.0x
CITYBANK	17,669	1.2%	8.5x	1.0x
PUBALIBANK	16,696	1.2%	10.2x	0.7x
NBL	16,295	1.1%	6.6x	0.4x
SUMITPOWER	16,068	1.1%	8.0x	1.3x
UPGDCL	15,762	1.1%	19.4x	5.7x
BEACONPHAR	15,231	1.1%	36.1x	4.5x
LANKABAFIN	13,246	0.9%	28.0x	2.1x
IFIC	13,092	0.9%	11.1x	0.7x

Most Traded Share	Close Price (BDT)	Δ%	Turnover (BDT Mn)	PE	PB
BEXIMCO	91.1	+1.6%	2,131.7	NM	1.3x
ROBI	39.3	-4.6%	442.1	NM	3.1x
BATBC	1,592.3	-0.7%	414.6	26.3x	7.7x
BXPHARMA	187.1	-1.4%	288.8	20.9x	2.6x
LANKABAFIN	37.0	-0.5%	283.7	28.0x	2.1x
SQURPHARMA	223.5	-0.3%	259.1	13.9x	2.4x
SUMITPOWER	40.9	+0.2%	122.2	8.0x	1.3x
BEACONPHAR	94.2	-0.7%	120.6	36.1x	4.5x
GBBPOWER	24.4	-2.4%	117.5	18.0x	1.2x
GP	354.5	-4.6%	112.0	13.4x	12.8x

Top Ten Losers	Close Price (BDT)	Δ%	Turnover (BDT Mn)	PE	PB
BGIC	37.0	-6.1%	12.6	28.9x	1.9x
TAUFIKA	22.6	-5.4%	71.0	31.0x	1.9x
PRIMELIFE	49.0	-5.4%	0.6	NM	NM
RELIANCINS	55.1	-5.3%	3.0	8.8x	1.0x
RUPALILIFE	48.1	-4.9%	4.7	NM	NM
PRIMEINSUR	35.4	-4.8%	13.8	44.3x	2.0x
UNITEDINS	44.0	-4.8%	2.9	18.8x	1.3x
ROBI	39.3	-4.6%	442.1	NM	3.1x
GP	354.5	-4.6%	112.0	13.4x	12.8x
PROVATIINS	75.1	-4.3%	39.1	29.0x	3.6x

Block Trade	Maximum Price (BDT)	Minimum Price (BDT)	Turnover (BDT Mn)	Quantity ('000)	No. of
BARKAPOW	28.2	28.2	1.0	34	1
BATBC	1,615.0	1,615.0	20.9	13	1
BDTHAI	27.0	27.0	2.2	83	1
BEACONPHAR	90.0	90.0	19.8	220	1
CITYGENINS	26.2	26.2	1.2	47	1
GSPFINANCE	18.5	18.5	0.9	50	1
JMISMDL	340.0	340.0	1.9	6	1
ORIONINFU	71.7	71.7	0.7	10	1
SEAPEARL	75.1	75.1	0.5	7	1
SQURPHARMA	224.2	223.5	55.7	249	3

Block Trade	Maximum Price (BDT)	Minimum Price (BDT)	Turnover (BDT Mn)	Quantity ('000)	No. of Trade
Total			104.8		12

Important DSE News
BATBC

The company has informed that Board of Directors of the company has approved the investments decision amounting BDT 192.50 crore (One hundred ninety-two crore fifty lac) to increase the manufacturing capacity in Savar factory to enhance the upcoming export opportunities of cigarettes from Bangladesh. The investment will be funded from internal financing.

IPDC

The Board of Directors has recommended 12% Cash dividend for the year ended on December 31, 2020. Date of AGM: 04.04.2021, Time: 9:30 AM, Venue: Digital Platform. Record Date: 11.03.2021. The Company has also reported EPS of Tk. 1.90, NAV per share of Tk. 16.34 and NOCFPS of Tk. 20.58 for the year ended on December 31, 2020 as against Tk. 1.72 (restated), Tk. 15.03 (restated) and Tk. 11.75 (restated) respectively for the same period of the previous year.

IDLC

The Board of Directors has recommended 35% cash dividend for the year ended on December 31, 2020. Date of AGM: 31.03.2021, Time: 11:00 AM, Venue: Digital Platform. Record Date: 11.03.2021. The Company has also reported Consolidated EPS of Tk. 6.74, Consolidated NAV per share of Tk. 40.41 and Consolidated NOCFPS of Tk. 9.05 for the year ended on December 31, 2020 as against Tk. 4.51, Tk. 37.18 and Tk. (4.87) respectively for the same period of the previous year.

BDFINANCE

The Board of Directors has recommended 6% Cash and 6% Stock dividend for the year ended on December 31, 2020. Date of AGM: 31.03.2021, Time: 11:00 AM, Venue: Digital Platform. Record Date: 11.03.2021. The Company has also reported Consolidated EPS of Tk. 1.80, Consolidated NAV per share of Tk. 17.86 and Consolidated NOCFPS of Tk. 3.79 for the year ended on December 31, 2020 as against Tk. 1.12, Tk. 16.37 and Tk. 1.09, respectively for the same period of the previous year. The Company has also informed that the bonus shares were issued to increase the capital base considering the size and the growth of company's business. Bonus share has not been declared from the revaluation or any unrealized gain or through reducing paid up capital so that the post dividend retained earnings will have negative impact.

CNW

Trading of the shares of eGeneration Limited will commence at DSE from February 23, 2021 under 'N' category. DSE Trading Code for eGeneration Limited is "EGEN" and DSE Company Code is 22652.

Upcoming Corporate Events

DSE Ticker	Right Share	Dividend		Event	Date
		Stock	Cash		
GP	-	0.0%	145.0%	Record Date	17-Feb-21
AL-HAJTEX	-	0.0%	1.0%	Record Date	17-Feb-21
BENGALWTL	-	0.0%	2.5%	Record Date	18-Feb-21
1STPRIMFMF	-	0.0%	8.0%	Record Date	18-Feb-21

Upcoming IPOs

Company Name	Event	Opening Date	Closing Date
Desh General Insurance	Subscription	14-02-21	18-02-21
Baraka Patenga Power	Bidding	22-02-21	25-02-21

Disclaimer: This report has been prepared by BRAC EPL Stock Brokerage Ltd and is provided for information purposes. It is not, under any circumstances, to be used or considered as an offer to sell, or a solicitation of any offer to buy. Reasonable care has been taken to ensure that the information is not untrue and misleading. BRAC EPL Stock Brokerage Ltd makes no representation or warranty as to the accuracy or completeness of such information. All opinions and estimates included in this report constitute our judgment as of this date and are subject to change without notice.