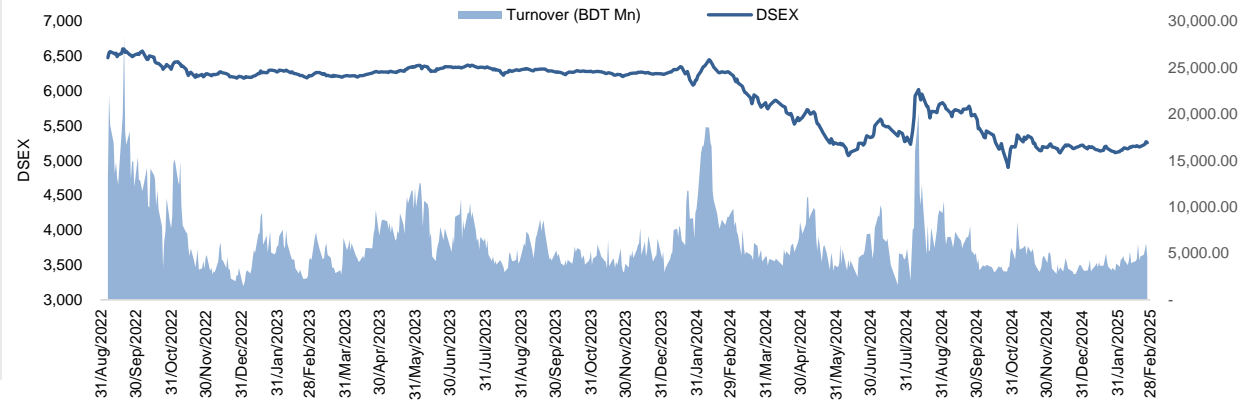


Daily Market Update

The market closed in red today. The benchmark index DSEX (-0.27%) lost 14.1 points and closed at 5,253.79. The blue-chip index DS30 (-0.22%), the Shariah-based index DSES (-0.20%), and the large-cap index CDSET (-0.26%) closed at 1,926.19, 1,173.71, and 1,058.35 points, respectively. Most of the large-cap sectors posted negative performance today. NBFI experienced the highest loss of 1.74% followed by Bank (-1.23%), Engineering (-0.19%), Telecommunication (-0.17%), Pharmaceutical (-0.05%), Food & Allied (+0.03%), and Fuel & Power (+0.23%), respectively. Block trades contributed 2.6% of the overall market turnover. IFC Bank Ltd. (+5.5%) was the most traded share with a turnover of BDT 145 million.



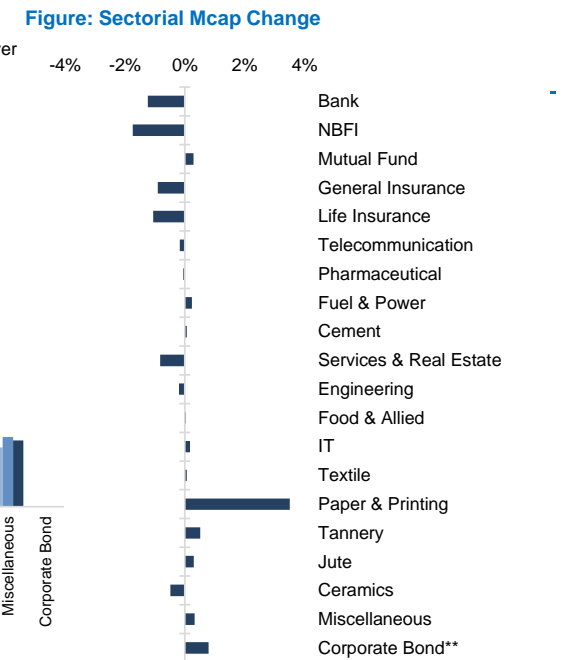
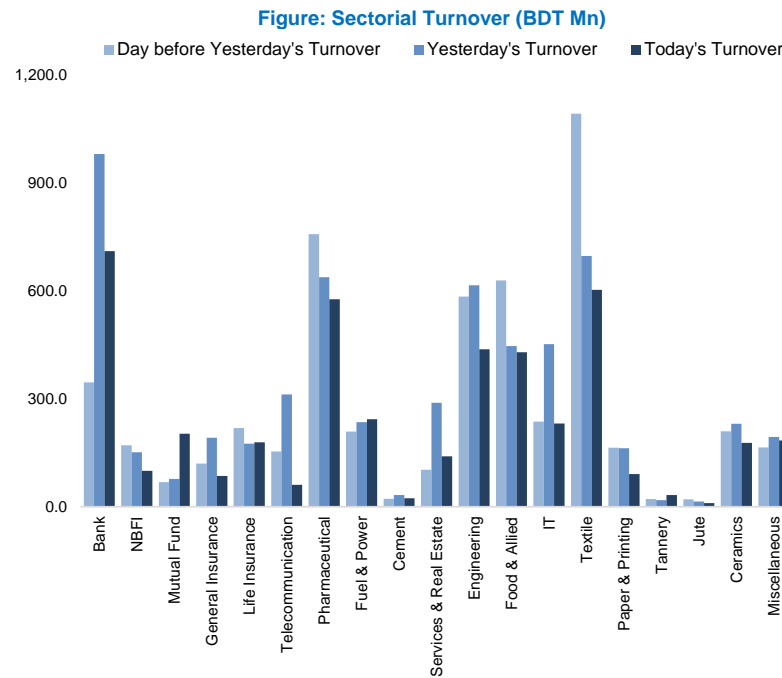
Index	Closing	Opening	Point Δ	%Δ	YTD %Δ
DSEX	5,253.79	5,267.89	-14.10	-0.27%	+0.7%
DS30	1,926.19	1,930.37	-4.18	-0.22%	-0.7%
DSES	1,173.71	1,176.05	-2.34	-0.20%	+0.4%
CDSET	1,058.35	1,061.08	-2.73	-0.26%	-0.7%

	Advanced	Declined	Unchanged	Total
All Category	127	208	62	397
A Category (Equity)	61	126	29	216
B Category (Equity)	26	47	8	81
N Category (Equity)	1	0	0	1
Z Category (Equity)	39	35	25	99
Mutual Funds	13	10	13	36
Corporate Bonds	4	0	0	4
Treasury Bonds	1	0	0	1

	Today	Last Day	Daily %Δ
Mcap			
Mn BDT	6,937,999	6,979,335	-0.6%
Mn USD	56,869	57,208	
Turnover			
Mn BDT	4,634	6,072	-23.7%
Mn USD	38	50	
Volume			
Mn Shares	214	277	-22.8%
No. of Trade	144,797	180,277	-19.7%

* Average Interbank Exchange Rate is BDT 122.00 as of Feb 26, 2025

Fahim Hassan Research Analyst (880) 1709636546 fahim.hassan@bracepl.com	Md Istiaz Uddin Research Associate (880) 1708805202 mistiaz.uddin@bracepl.com
---	---



Market PE 15.0x
Market PB 1.2x

* Market P/E and P/BV calculation excludes Mutual Fund, Life Insurance, and NBL

Sector Index	Closing	Opening	Points Δ	%Δ	No. of Companies	Mcap (BDT Mn)	% of Total Mcap	Turnover (BDT Mn)	% of Total Turnover	PE	PB	Top Twenty Market Cap	Mcap (BDT Mn)	% of Total Mcap	Turnover (BDT Mn)	PE	PB
Bank	1,453	1,471	-18.13	-1.23%	36	687,321	9.9%	709.8	15.7%	8.9x	0.7x	GP	464,638	12.9%	0.0	12.8x	7.2x
NBFI	1,090	1,109	-19.31	-1.74%	23	103,833	1.5%	99.9	2.2%	NM	NM	SQURPHARMA	191,651	5.3%	46.3	8.6x	1.5x
Mutual Fund	584	583	+1.70	+0.29%	37	26,855	0.4%	202.6	4.5%	NM	0.5x	BATBC	187,218	5.2%	0.0	10.7x	3.2x
General Insurance	2,614	2,638	-23.79	-0.90%	43	74,628	1.1%	85.4	1.9%	13.2x	1.1x	ROBI	149,805	4.1%	53.6	21.3x	2.2x
Life Insurance	1,771	1,790	-18.81	-1.05%	15	47,095	0.7%	179.0	4.0%	NM	NM	WALTONHIL	142,437	3.9%	8.5	10.8x	1.3x
Telecommunication	5,445	5,454	-9.09	-0.17%	3	638,496	9.2%	60.6	1.3%	14.3x	4.3x	BEXIMCO	103,850	2.9%	0.0	NM	1.3x
Pharmaceutical	2,888	2,889	-1.33	-0.05%	34	547,496	7.9%	576.0	12.8%	13.2x	1.5x	BRACBANK	92,733	2.6%	80.5	8.4x	1.2x
Fuel & Power	1,108	1,106	+2.59	+0.23%	23	293,538	4.2%	243.2	5.4%	16.1x	0.6x	BERGERPBL	83,258	2.3%	0.3	24.3x	5.7x
Cement	1,850	1,848	+1.25	+0.07%	7	88,146	1.3%	23.4	0.5%	17.0x	1.9x	MARICO	75,298	2.1%	3.0	13.5x	9.9x
Services & Real Estate	1,036	1,045	-8.63	-0.83%	9	56,981	0.8%	139.7	3.1%	20.2x	0.4x	ISLAMIBANK	73,416	2.0%	41.2	15.7x	1.0x
Engineering	2,499	2,504	-4.80	-0.19%	42	281,888	4.1%	437.0	9.7%	12.8x	0.9x	RENATA	58,885	1.6%	3.6	19.9x	1.7x
Food & Allied	16,477	16,471	+5.63	+0.03%	21	301,479	4.3%	429.0	9.5%	16.4x	4.5x	LHB	58,069	1.6%	10.2	14.4x	2.9x
IT	2,080	2,076	+3.64	+0.18%	11	27,436	0.4%	231.2	5.1%	21.3x	1.8x	UNILEVERCL	48,853	1.4%	1.0	66.5x	20.8x
Textile	1,183	1,183	+0.80	+0.07%	58	123,245	1.8%	602.5	13.3%	74.0x	0.8x	DUTCHBANGL	45,699	1.3%	7.3	7.3x	0.9x
Paper & Printing	4,621	4,464	+156.39	+3.50%	6	20,876	0.3%	90.7	2.0%	NM	1.0x	ICB	45,184	1.3%	10.1	35.6x	1.0x
Tannery	1,958	1,948	+10.13	+0.52%	6	21,817	0.3%	32.2	0.7%	NM	1.6x	BXPHARMA	35,823	1.0%	95.7	5.6x	0.7x
Jute	12,457	12,420	+37.06	+0.30%	3	2,742	0.0%	10.0	0.2%	NM	NM	EBL	35,312	1.0%	4.1	5.4x	0.8x
Ceramics	407	409	-1.96	-0.48%	5	18,239	0.3%	177.4	3.9%	NM	1.1x	PUBALIBANK	34,011	0.9%	8.8	3.5x	0.6x
Miscellaneous	4,275	4,261	+13.86	+0.33%	15	232,127	3.3%	183.7	4.1%	95.0x	1.9x	POWERGRID	32,349	0.9%	4.2	NM	0.2x
Corporate Bond**	15,405	15,284	+120.98	+0.79%	16	33,740	0.5%	0.9	0.0%	NM	NM	CITYBANK	31,101	0.9%	9.4	4.3x	0.8x
Treasury Bond**	1,388	1,367	+20.49	+1.50%	235	3,309,537	47.7%	0.3	0.0%	NM	NM						

Top Ten Gainers	Close Price (BDT)	Δ%	Turnover (BDT Mn)	PE	PB
BPML	37.8	+9.9%	15.3	NM	0.5x
KPPL	24.7	+9.8%	16.2	NM	NM
RSRMSTEEL	11.3	+9.7%	4.7	NM	0.3x
SALAMCRST	21.5	+9.7%	29.9	NM	1.2x
ARAMITCEM	15.0	+9.5%	1.6	NM	NM
DESHBANDHU	22.9	+8.02%	45.7	NM	1.3x
FUWANGFOOD	17.4	+6.7%	125.3	NM	8x
KBPPWBIL	166.3	+5.9%	71.9	NM	14.0x
RELIANCE1	22.6	+5.6%	107.6	NM	2.1x
IFIC	7.7	+5.5%	145.1	6.1x	0.4x

Top Twenty Free Float Mcap	Free Float Mcap (BDT Mn)	% of Total Free Float Mcap	PE	PB
SQURPHARMA	108,958	7.7%	8.6x	1.5x
ISLAMIBANK	74,730	5.3%	15.7x	1.0x
BEXIMCO	69,463	4.9%	NM	1.3x
BATBC	50,233	3.6%	10.7x	3.2x
WALTONHIL	46,773	3.3%	10.8x	1.3x
BRACBANK	46,489	3.3%	8.4x	1.2x
GP	44,708	3.2%	12.8x	7.2x
RENATA	32,968	2.3%	19.9x	1.7x
BXPHARMA	23,409	1.7%	5.6x	0.7x
PUBALIBANK	22,905	1.6%	3.5x	0.6x
CITYBANK	21,020	1.5%	4.3x	0.8x
LHB	20,953	1.5%	14.4x	2.9x
OLYMPIC	20,496	1.5%	16.0x	2.5x

Most Traded Share	Close Price (BDT)	Δ%	Turnover (BDT Mn)	PE	PB
IFIC	7.7	+5.5%	145.1	6.1x	0.4x
FUWANGFOOD	17.4	+6.7%	125.3	NM	8.3x
MIDLANDBNK	20.2	-9.4%	120.2	11.7x	1.4x
RELIANCE1	22.6	+5.6%	107.6	NM	2.1x
LOVELLO	84.1	-0.1%	102.7	37.9x	6.7x
BXPHARMA	80.3	+0.5%	95.7	5.6x	0.7x
ORIONINFU	385.5	+1.6%	95.5	NM	25.1x
SPCERAMICS	18.1	-0.5%	95.1	NM	0.6x
INTRACO	21.5	+0.9%	92.0	21.9x	1.7x
BEACHHATCH	109.4	-0.7%	91.3	32.1x	7.2x

Top Ten Losers	Close Price (BDT)	Δ%	Turnover (BDT Mn)	PE	PB
MIDLANDBNK	20.2	-9.4%	120.2	11.7x	1.4x
SIBL	9.8	-4.9%	7.5	8.6x	0x
GIB	4.0	-4.8%	12.0	7.6x	NM
NBL	4.6	-4.2%	1.5	NM	2.5x
EBL1STMF	4.8	-4.0%	4.3	NM	0.5x
PADMALIFE	19.3	-4.0%	0.4	NM	NM
MIDASFIN	8.3	-3.5%	2.5	NM	2.2x
ISLAMICFIN	11.2	-3.4%	13.4	NM	2.6x
TOSRIFA	25.7	-3.4%	14.8	48.5x	0.8x
SILVAPHL	11.9	-3.3%	7.2	NM	0.7x

Top Twenty Free Float Mcap	Free Float Mcap (BDT Mn)	% of Total Free Float Mcap	PE	PB
ALARABANK	18,282	1.3%	13.3x	1.0x
BEACONPHAR	17,838	1.3%	52.7x	4.6x
PRIMEBANK	16,142	1.1%	4.4x	0.7x
ROBI	14,876	1.1%	21.3x	2.2x
UTTARABANK	13,699	1.0%	8.8x	0.8x
NBL	13,055	0.9%	NM	2.5x
BSRMLTD	12,852	0.9%	5.3x	0.5x

Block Trade	Maximum Price (BDT)	Minimum Price (BDT)	No. of Trade	Quantity ('000)	Turnover (BDT Mn)
BEACONPHAR	130.0	130.0	2.0	242	31.51
SUNLIFEINS	69.0	69.0	1.0	238	16.42
BEACHHATCH	108.0	104.0	5.0	129	13.60
RELIANCE1	21.3	21.0	6.0	491	10.40
PEOPLESINS	31.4	31.4	2.0	320	10.05
ACI	155.8	155.8	3.0	46	7.22
ETL	9.4	9.4	1.0	325	3.06
BERGERPBL	1,846.0	1,846.0	2.0	2	2.88
BEXIMCO	99.4	99.1	5.0	29	2.84
KBPPWBIL	155.3	145.0	3.0	16	2.45

* NBFI Sector PE calculation methodology has been modified to reflect positive earnings only.
 ** The base of the Bond index starts at 100, starting from Jan 13, 2022
 Similarly, Treasury Bond Index starts at 100, starting from Oct 10, 2022

Block Trade	Maximum Price (BDT)	Minimum Price	Turnover (BDT Mn)	Quantity ('000)	No. of Trade
BEACONPHAR	130.0	130.0	31.5	242	2
SUNLIFEINS	69.0	69.0	16.4	238	1
BEACHHATCH	108.0	104.0	13.6	129	5
RELIANCE1	21.3	21.0	10.4	491	6
PEOPLESINS	31.4	31.4	10.0	320	2
ACI	155.8	155.8	7.2	46	3
ETL	9.4	9.4	3.1	325	1
BERGERPBL	1,846.0	1,846.0	2.9	2	2
BEXIMCO	99.4	99.1	2.8	29	5
KBPPWBIL	155.3	145.0	2.4	16	3
GPHISPAT	23.3	23.3	2.3	100	1
SIMTEX	20.4	20.4	2.1	103	1
BBSCABLES	20.2	20.2	2.0	100	1
BPML	31.4	31.3	1.7	55	2
MARICO	2,350.0	2,350.0	1.3	1	1
LHB	52.5	52.5	1.2	22	1
ACFL	19.0	19.0	0.9	49	1
CAPITECGBF	6.8	6.8	0.9	134	1
LOVELLO	85.5	85.5	0.9	11	1
ICB	58.2	58.2	0.9	15	1
SONARGAON	42.4	42.4	0.8	20	1
CVOPRL	133.5	133.5	0.8	6	1
Total			119.4		48

Upcoming Corporate Events

DSE Ticker	Right Share	Dividend		Event	Date
		Stock	Cash		
SIPLC		0.0%	15.0%	Record Date	27-Feb-25
CITYGENINS		0.0%	10.0%	Record Date	27-Feb-25
CRYSTALINS		0.0%	12.0%	Record Date	2-Mar-25
RELIANCINS		0.0%	30.0%	Record Date	3-Mar-25
GREENDELTA		0.0%	25.0%	Record Date	4-Mar-25
SUMITPOWER		0.0%	10.0%	Record Date	10-Mar-25
ROBI		0.0%	15.0%	Record Date	16-Mar-25

Important DSE News
MPETROLEUM

(Q2 Un-audited): EPS was Tk. 15.09 for October-December 2024 as against Tk. 9.06 for October-December 2023; EPS was Tk. 27.82 for July-December 2024 as against Tk. 17.48 for July-December 2023. NOCFPS was Tk. 158.78 for July-December 2024 as against Tk. (60.27) for July-December 2023. NAV per share was Tk. 244.94 as on December 31, 2024 and Tk. 234.12 as on June 30, 2024.

INTRACO

The Company has been placed in 'B' category from existing 'Z' category with effect from today i.e., February 26, 2025 as the Company has reported disbursement of 1% Cash for the year ended June 30, 2024.

ASIAPACINS

The company has informed that Mr. Anup Saha, Manager (Board Affairs) has been entrusted with the Current Charge of the desk of the Company Secretary of the company.

BPML

REPEAT NEWS: (Q2 Un-audited): EPS was Tk. (4.04) for October-December 2024 as against Tk. 0.52 for October-December 2023; EPS was Tk. (5.84) for July-December 2024 as against Tk. 1.46 for July-December 2023. NOCFPS was Tk. 5.41 for July-December 2024 as against Tk. 0.14 for July-December 2023. NAV per share was Tk. 71.26 as on December 31, 2024 and Tk. 77.06 as on June 30, 2024.

JHRML

The Company will be placed in 'A' category from existing 'B' category with effect from February 27, 2025 as the Company has reported disbursement of 10% Cash Dividend for the year ended June 30, 2024.

EMERALDOIL

In response to a DSE query letter to the company regarding a news published in a newspaper titled "BASIC Bank moves to auction Emerald Oil's assets again" on February 15, 2025, the company has informed the following: "The Business Standard on February 15, 2025 has published the news on their timeline regarding the matters "The lender is now pursuing a new auction, having received authorization under section 33(5) of the Money Loan Court Act 2003, on 30 July last year to seize and sell property until the loan is fully repaid and the Money Loan Court has authorized the seizure and sale of the property until the loan is fully repaid besides the properties pledged against the bank's loans will be auctioned as per the court order etc." but matter of sorrow that we did not received any such letter from "BASIC BANK" or not received any court order/notice from the court decision as yet. Now at this moment, without any clue, we could not mention any information in this regard. As such, if we get any information/ letter from the Basic Bank or court order, we will inform the matter as part of the regulatory information in due course."

Disclaimer: This report has been prepared by BRAC EPL Stock Brokerage Ltd and is provided for information purposes. It is not, under any circumstances, to be used or considered as an offer to sell, or a solicitation of any offer to buy. Reasonable care has been taken to ensure that the information is not untrue and misleading. BRAC EPL Stock Brokerage Ltd makes no representation or warranty as to the accuracy or completeness of such information. All opinions and estimates included in this report constitute our judgment as of this date and are subject to change without notice.