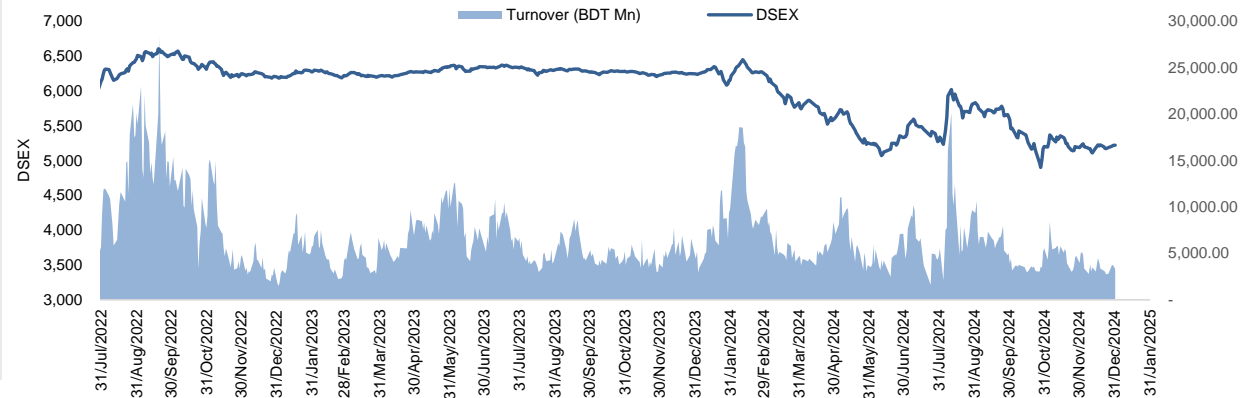


Daily Market Update

The market closed in green today. The benchmark index DSEX (+0.03%) gained 1.72 points and closed at 5,218.16. The blue-chip index DS30 (+0.11%), the Shariah-based index DSES (-0.33%), and the large-cap index CDSET (+0.19%) closed at 1,941.94, 1,165.07, and 1,068.15 points, respectively. Most of the large-cap sectors posted positive performance today. Telecommunication booked the highest gain of 1.38% followed by Bank (+1.16%), NBF1 (+0.61%), Fuel & Power (+0.16%), Engineering (+0.16%), Food & Allied (-0.03%), and Pharmaceutical (-0.41%), respectively. Block trades contributed 4.0% of the overall market turnover. Orion Infusion Ltd. (-8.7%) was the most traded share with a turnover of BDT 271 million.



Index	Closing	Opening	Point Δ	%Δ	YTD %Δ
DSEX	5,218.16	5,216.44	+1.72	+0.03%	+0.0%
DS30	1,941.94	1,939.73	+2.20	+0.11%	+0.1%
DSES	1,165.07	1,168.90	-3.83	-0.33%	-0.3%
CDSET	1,068.15	1,066.09	+2.06	+0.19%	+0.2%

	Advanced	Declined	Unchanged	Total
All Category	131	185	80	396
A Category (Equity)	70	109	41	220
B Category (Equity)	26	46	19	91
N Category (Equity)	1	3	0	4
Z Category (Equity)	34	27	20	81
Mutual Funds	10	7	20	37
Corporate Bonds	1	0	1	2
Treasury Bonds	0	0	0	0

	Today	Last Day	Daily %Δ
Mcap	Mn BDT 6,639,053	6,626,198	+0.2%
	Mn USD 55,325	55,218	
Turnover	Mn BDT 3,306	3,739	-11.6%
	Mn USD 28	31	
Volume	Mn Shares 116	120	-3.2%
No. of Trade	101,540	120,895	-16.0%

* Average Interbank Exchange Rate is BDT 120.00 as of Jan 01, 2025

Fahim Hassan Research Analyst (891) 1709636546 fahim.hassan@bracepl.com	Md Istiaz Uddin Research Associate (891) 1708805202 mistiaz.uddin@bracepl.com
---	---

Figure: Sectorial Turnover (BDT Mn)

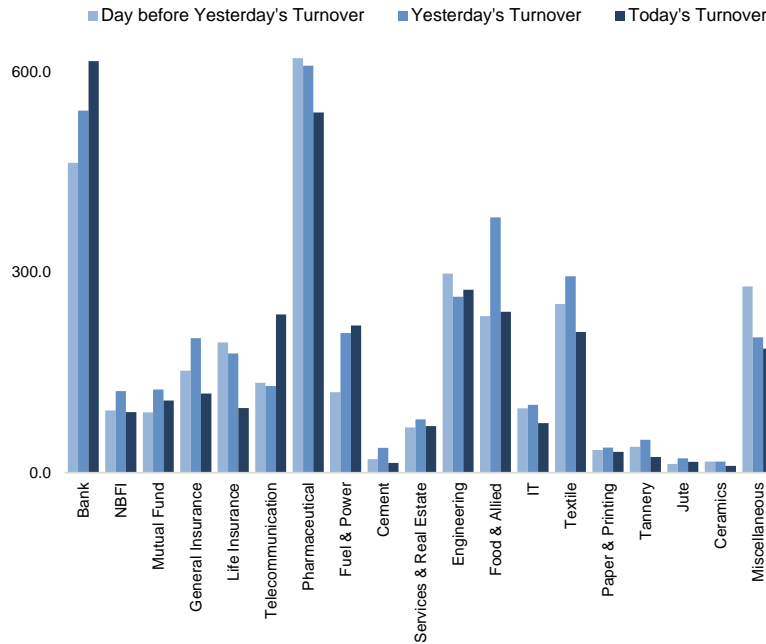
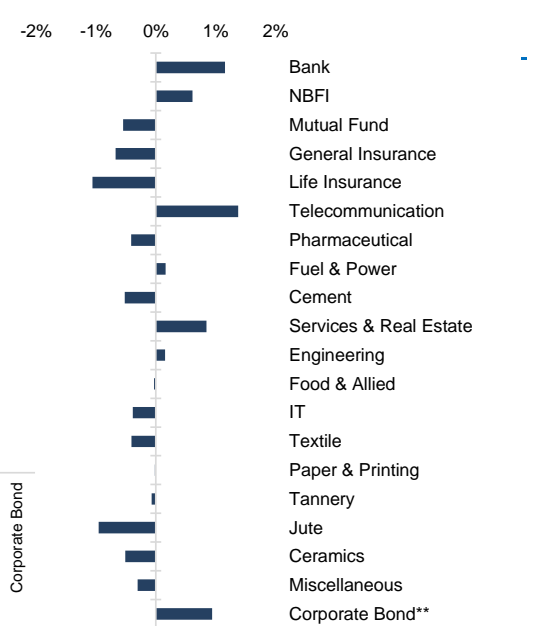


Figure: Sectorial Mcap Change



Market PE 14.8x
Market PB 1.2x

* Market P/E and P/BV calculation excludes Mutual Fund, Life Insurance, and NBL

Sector Index	Closing	Opening	Points Δ	%Δ	No. of Companies	Mcap (BDT Mn)	% of Total Mcap	Turnover (BDT Mn)	% of Total Turnover	PE	PB	Top Twenty Market Cap	Mcap (BDT Mn)	% of Total Mcap	Turnover (BDT Mn)	PE	PB
Bank	1,446	1,430	+16.52	+1.16%	36	684,265	10.3%	615.5	19.4%	8.8x	0.7x	GP	438,983	12.1%	36.6	12.4x	7.6x
NBFI	1,195	1,188	+7.27	+0.61%	23	113,920	1.7%	90.8	2.9%	NM	NM	BATBC	199,044	5.5%	35.0	11.3x	3.2x
Mutual Fund	600	603	-3.28	-0.54%	37	27,578	0.4%	107.8	3.4%	NM	0.5x	SQURPHARMA	192,360	5.3%	27.1	9.2x	1.4x
General Insurance	2,754	2,773	-18.59	-0.67%	43	78,624	1.2%	118.5	3.7%	14.2x	1.2x	ROBI	153,995	4.3%	184.2	28.0x	2.4x
Life Insurance	1,808	1,827	-19.32	-1.06%	15	48,087	0.7%	96.9	3.1%	NM	NM	WALTONHIL	148,253	4.1%	1.9	11.4x	1.3x
Telecommunication	5,257	5,186	+71.37	+1.38%	3	616,470	9.3%	236.6	7.5%	14.6x	4.4x	BEXIMCO	103,847	2.9%	0.0	NM	1.3x
Pharmaceutical	2,948	2,960	-12.14	-0.41%	34	558,795	8.4%	538.4	17.0%	14.2x	1.5x	BRACBANK	87,424	2.4%	27.1	7.9x	1.2x
Fuel & Power	1,110	1,109	+1.79	+0.16%	23	294,146	4.4%	220.1	6.9%	14.3x	0.6x	BERGERPBL	84,500	2.3%	2.0	25.4x	5.3x
Cement	1,947	1,957	-10.14	-0.52%	7	92,792	1.4%	14.5	0.5%	15.6x	2.0x	ISLAMIBANK	81,627	2.3%	100.4	17.5x	1.1x
Services & Real Estate	1,022	1,014	+8.56	+0.84%	9	56,218	0.8%	69.7	2.2%	18.7x	0.4x	RENATA	72,970	2.0%	2.7	22.9x	2.1x
Engineering	2,501	2,497	+3.87	+0.16%	42	282,092	4.2%	273.4	8.6%	12.3x	0.9x	UPGDCL	71,882	2.0%	0.9	6.9x	1.9x
Food & Allied	17,173	17,178	-4.70	-0.03%	21	314,217	4.7%	240.8	7.6%	16.8x	4.4x	LHB	62,133	1.7%	7.2	15.4x	3.1x
IT	1,987	1,995	-7.69	-0.39%	11	26,211	0.4%	74.1	2.3%	19.3x	1.7x	ICB	53,857	1.5%	28.9	27.7x	1.2x
Textile	1,089	1,093	-4.44	-0.41%	58	113,406	1.7%	210.4	6.6%	NM	0.7x	UNILEVERCL	48,905	1.4%	0.5	66.5x	20.8x
Paper & Printing	3,998	3,998	-0.59	-0.01%	6	18,061	0.3%	31.2	1.0%	NM	0.8x	DUTCHBANGL	42,271	1.2%	0.9	6.8x	0.9x
Tannery	2,019	2,020	-1.45	-0.07%	6	22,493	0.3%	23.6	0.7%	68.8x	1.5x	POWERGRID	38,197	1.1%	6.1	NM	0.2x
Jute	14,317	14,456	-138.28	-0.96%	3	3,152	0.0%	16.1	0.5%	NM	NM	BXPHARMA	36,224	1.0%	28.8	6.0x	0.7x
Ceramics	357	359	-1.84	-0.51%	5	16,029	0.2%	10.1	0.3%	NM	1.0x	PUBALIBANK	34,127	0.9%	128.1	3.6x	0.6x
Miscellaneous	4,240	4,253	-12.89	-0.30%	15	230,232	3.5%	185.4	5.8%	42.3x	1.8x	EBL	33,274	0.9%	22.4	5.1x	0.8x
Corporate Bond**	14,338	14,205	+133.43	+0.94%	16	34,164	0.5%	0.5	0.0%	NM	NM	OLYMPIC	31,230	0.9%	4.1	17.0x	2.8x
Treasury Bond**	550	544	+5.53	+1.02%	235	3,007,577	45.3%	0.0	0.0%	NM	NM						

Top Ten Gainers	Close Price (BDT)	Δ%	Turnover (BDT Mn)	PE	PB
PREMIERLEA	3.3	+10.0%	0.2	NM	NM
KPPL	9.3	+9.4%	7.3	NM	NM
YPL	9.3	+9.4%	2.6	NM	1.7x
WMSHIPYARD	8.4	+9.1%	3.6	NM	0.5x
REGENTTEX	3.8	+8.6%	0.1	NM	0.1x
BIFC	8.5	+6.25%	0.2	NM	NM
TALLUSPIN	5.2	+6.1%	0.2	NM	0x
ZAHEENSPIN	5.7	+5.6%	1.7	NM	1.5x
INTRACO	21.3	+5.4%	68.2	25.7x	1.7x
ISLAMIBANK	50.7	+4.8%	100.4	17.5x	1.1x

Top Twenty Free Float Mcap	Free Float Mcap (BDT Mn)	% of Total Free Float Mcap	PE	PB
SQURPHARMA	117,112	8.6%	9.2x	1.4x
BEXIMCO	69,460	5.1%	NM	1.3x
BATBC	45,948	3.4%	11.3x	3.2x
RENATA	35,002	2.6%	22.9x	2.1x
ISLAMIBANK	33,649	2.5%	17.5x	1.1x
BXPHARMA	32,479	2.4%	6.0x	0.7x
BRACBANK	32,157	2.4%	7.9x	1.2x
GP	30,004	2.2%	12.4x	7.6x
LHB	24,690	1.8%	15.4x	3.1x
EBL	24,199	1.8%	5.1x	0.8x
PUBALIBANK	20,448	1.5%	3.6x	0.6x

Most Traded Share	Close Price (BDT)	Δ%	Turnover (BDT Mn)	PE	PB
ORIONINFU	389.4	-8.7%	271.2	NM	24.4x
ROBI	29.4	+3.9%	184.2	28.0x	2.4x
PUBALIBANK	29.5	+0.7%	128.1	3.6x	0.6x
ISLAMIBANK	50.7	+4.8%	100.4	17.5x	1.1x
CITYBANK	22.7	+1.3%	96.4	4.3x	0.8x
BSC	93.4	-1.4%	91.7	4.9x	0.9x
LOVELLO	86.5	-0.1%	88.2	47.1x	6.7x
INTRACO	21.3	+5.4%	68.2	25.7x	1.7x
JAMUNABANK	19.8	+1.0%	66.4	5.3x	0.8x
OIMEX	28.9	+2.5%	63.1	29.1x	8.4x

Top Ten Losers	Close Price (BDT)	Δ%	Turnover (BDT Mn)	PE	PB
ORIONINFU	389.4	-8.7%	271.2	NM	24.4x
1STPRIMFMF	29.3	-4.9%	33.8	NM	3x
KBPPWBIL	132.6	-4.6%	40.5	NM	11.1x
RUPALILIFE	104.6	-4.0%	33.4	NM	NM
KEYACOSMET	5.3	-3.6%	3.1	NM	0.4x
GRAMEENS2	13.9	-3.5%	2.4	NM	0.9x
BDTHAI	11.9	-3.3%	8.9	NM	0.4x
MAKSONSPIN	6.0	-3.2%	0.8	NM	0.6x
SHURWID	6.3	-3.1%	1.6	NM	0.5x
SUNLIFEINS	67.7	-3.0%	38.8	NM	NM

Top Twenty Free Float Mcap	Free Float Mcap (BDT Mn)	% of Total Free Float Mcap	PE	PB
NBL	16,930	1.2%	NM	2.7x
CITYBANK	16,830	1.2%	4.3x	0.8x
BSRMLTD	14,210	1.0%	4.7x	0.5x
ALARABANK	13,534	1.0%	12.6x	0.9x
PRIMEBANK	12,985	1.0%	4.3x	0.7x
OLYMPIC	12,616	0.9%	17.0x	2.8x
UTTARABANK	11,350	0.8%	7.3x	0.8x
ORIONPHARM	11,317	0.8%	45.0x	0.4x
ROBI	10,738	0.8%	28.0x	2.4x

Block Trade	Maximum Price (BDT)	Minimum Price (BDT)	No. of Trade	Quantity ('000)	Turnover (BDT Mn)
AIL	83.0	83.0	1.0	308	25.56
ICBSONALI1	7.1	7.1	3.0	3,350	23.79
LOVELLO	86.0	84.0	3.0	180	15.34
FINEFOODS	245.0	220.0	3.0	55	12.12
ORIONINFU	425.0	389.4	5.0	29	11.50
SUNLIFEINS	67.8	67.5	4.0	158	10.64
BXPHARMA	81.3	81.3	1.0	100	8.13
SOUTHEASTB	9.6	9.6	1.0	737	7.07
SILCOPHL	16.5	16.5	1.0	250	4.13
RELIANCE1	19.2	19.2	2.0	197	3.78

* NBFI Sector PE calculation methodology has been modified to reflect positive earnings only.
 ** The base of the Bond Index starts at 100, starting from Jan 13, 2022
 Similarly, Treasury Bond Index starts at 100, starting from Oct 10, 2022

Block Trade	Maximum Price (BDT)	Minimum Price	Turnover (BDT Mn)	Quantity ('000)	No. of Trade
AIL	83.0	83.0	25.6	308	1
ICBSONALI1	7.1	7.1	23.8	3,350	3
LOVELLO	86.0	84.0	15.3	180	3
FINEFOODS	245.0	220.0	12.1	55	3
ORIONINFU	425.0	389.4	11.5	29	5
SUNLIFEINS	67.8	67.5	10.6	158	4
BXPHARMA	81.3	81.3	8.1	100	1
SOUTHEASTB	9.6	9.6	7.1	737	1
SILCOPHL	16.5	16.5	4.1	250	1
RELIANCE1	19.2	19.2	3.8	197	2
BEACONPHAR	136.9	136.8	2.1	15	2
EIL	58.9	58.9	1.5	25	1
BBSCABLES	19.2	19.2	1.2	65	1
BEACHHATCH	90.1	90.1	0.9	10	1
SAIFPOWER	14.3	14.3	0.7	50	1
POWERGRID	45.8	45.8	0.6	13	1
SAIHAMTEX	16.6	16.6	0.6	36	1
BSC	104.0	104.0	0.5	5	1
DOMINAGE	13.2	13.2	0.5	40	1
BRACBANK	52.0	52.0	0.5	10	1
BATBC	336.0	336.0	0.5	2	1
Total			131.8		36

Important DSE News

SKTRIMS

(Q1 Un-audited): EPS was Tk. (0.53) for July-September 2024 as against Tk. 0.51 for July-September 2023; NOCFPS was Tk. (0.02) for July-September 2024 as against Tk. 0.55 for July-September 2023. NAV per share was Tk. 14.96 as on September 30, 2024 and Tk. 15.95 as on September 30, 2023.

GEMINISEA

Refer to their earlier news disseminated by DSE on 05.12.2024, the company has informed that Bangladesh Securities and Exchange Commission has accorded its consent for raising of the paid-up capital of the company through issuance of 7.50% Stock Dividend for the year ended June 30, 2024. The company has fixed record date on January 07, 2025 for the purpose of determination of entitlement of 7.50% Stock Dividend.

WMSHIPYARD

The company has informed that it is going to export a ship named "Rayan", for United Arab Emirates (UAE) and eight more ships are in Okay, give the process of being exported in the future.

SUMITPOWER

The company has informed that the Board of Directors has appointed Major General (Retd.) Dr. Monirul Islam Akhand, ndc, psc, PhD as the Managing Director of the company with effect from January 01, 2025.

MTB

The company has informed that the Board of Directors has appointed Mr. Syed Manzur Elahi as the Chairman of the company with effect from January 01, 2025.

Upcoming Corporate Events

DSE Ticker	Right Share	Dividend		Event	Date
		Stock	Cash		
DACCADYE		0.0%	0%	Record Date	7-Jan-25
GEMINISEA		0.0%	8%	Record Date	7-Jan-25
AL-HAJTEX		0.0%	0%	Record Date	8-Jan-25
NBL		0.0%	0%	Record Date	16-Jan-25
HRTEX		0.0%	0%	Record Date	22-Jan-25

Disclaimer: This report has been prepared by BRAC EPL Stock Brokerage Ltd and is provided for information purposes. It is not, under any circumstances, to be used or considered as an offer to sell, or a solicitation of any offer to buy. Reasonable care has been taken to ensure that the information is not untrue and misleading. BRAC EPL Stock Brokerage Ltd makes no representation or warranty as to the accuracy or completeness of such information. All opinions and estimates included in this report constitute our judgment as of this date and are subject to change without notice.