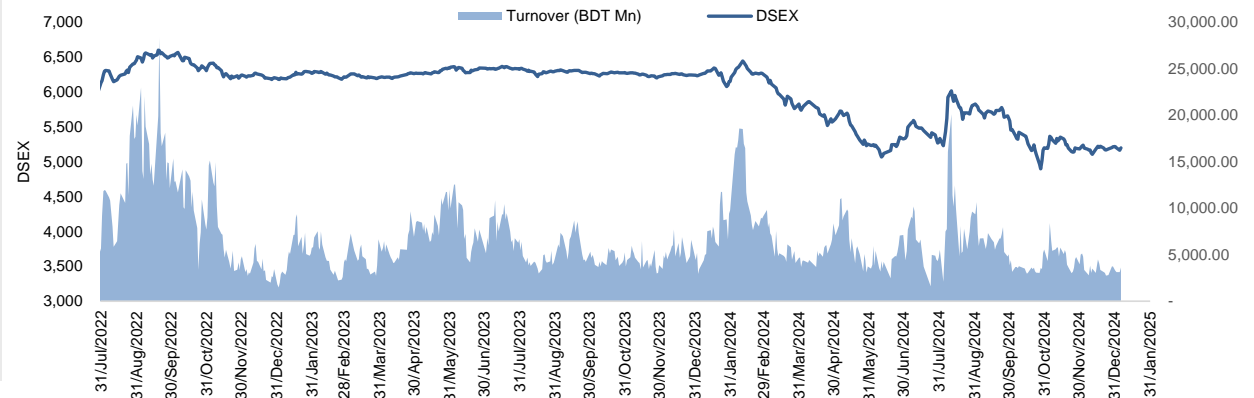


Daily Market Update

The market closed in green today. The benchmark index DSEX (+0.65%) gained 33.67 points and closed at 5,198.84. The blue-chip index DS30 (+0.73%), the Shariah-based index DSES (+1.17%), and the large-cap index CDSET (+0.40%) closed at 1,933.62, 1,161.59, and 1,064.04 points, respectively. Most of the large-cap sectors posted positive performance today. NBF1 booked the highest gain of 0.77% followed by Pharmaceutical (+0.73%), Telecommunication (+0.66%), Fuel & Power (+0.47%), Engineering (+0.26%), Food & Allied (+0.09%), and Bank (-0.25%), respectively. Block trades contributed 3.8% of the overall market turnover. Fine Foods Limited (+5.2%) was the most traded share with a turnover of BDT 148 million.



Index	Closing	Opening	Point Δ	%Δ	YTD %Δ
DSEX	5,198.84	5,165.17	+33.67	+0.65%	-0.3%
DS30	1,933.62	1,919.62	+14.00	+0.73%	-0.3%
DSES	1,161.59	1,148.12	+13.47	+1.17%	-0.6%
CDSET	1,064.04	1,059.80	+4.24	+0.40%	-0.2%

	Advanced	Declined	Unchanged	Total
All Category	223	101	74	398
A Category (Equity)	138	42	40	220
B Category (Equity)	52	21	19	92
N Category (Equity)	3	1	0	4
Z Category (Equity)	30	37	15	82
Mutual Funds	11	5	21	37
Corporate Bonds	1	1	0	2
Treasury Bonds	1	0	0	1

		Today	Last Day	Daily %Δ
Mcap	Mn BDT	6,596,298	6,580,259	+0.2%
	Mn USD	54,068	53,937	
Turnover	Mn BDT	3,627	3,117	+16.4%
	Mn USD	30	26	
Volume	Mn Shares	129	111	+15.9%
No. of Trade		119,632	91,970	+30.1%

* Average Interbank Exchange Rate is BDT 122.00 as of Jan 06, 2025

Fahim Hassan Research Analyst (891) 1709636546 fahim.hassan@bracepl.com	Md Istiaz Uddin Research Associate (891) 1708805202 mistiaz.uddin@bracepl.com
---	---

Figure: Sectorial Turnover (BDT Mn)

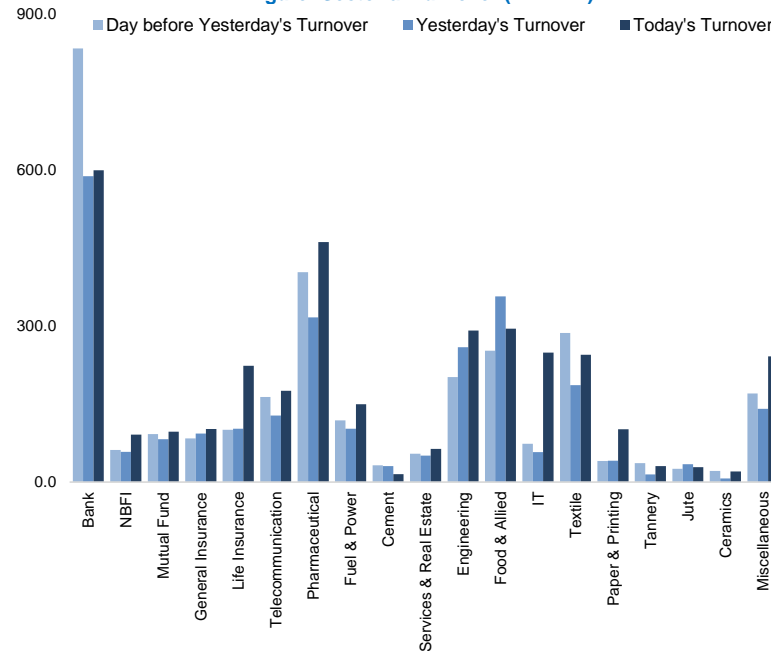
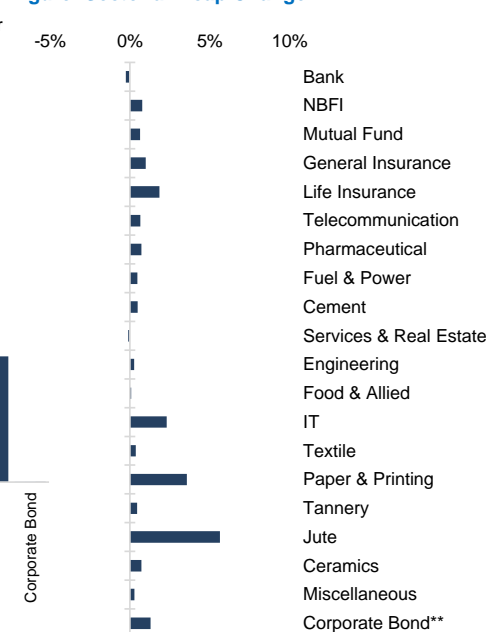


Figure: Sectorial Mcap Change



Market PE 14.7x
Market PB 1.2x

* Market P/E and P/BV calculation excludes Mutual Fund, Life Insurance, and NBL

Sector Index	Closing	Opening	Points Δ	%Δ	No. of Companies	Mcap (BDT Mn)	% of Total Mcap	Turnover (BDT Mn)	% of Total Turnover	PE	PB	Top Twenty Market Cap	Mcap (BDT Mn)	% of Total Mcap	Turnover (BDT Mn)	PE	PB
Bank	1,463	1,466	-3.73	-0.25%	36	692,106	10.5%	599.2	17.2%	8.9x	0.7x	GP	439,118	12.2%	52.3	12.4x	7.6x
NBFI	1,168	1,159	+8.87	+0.77%	23	111,278	1.7%	91.0	2.6%	NM	NM	BATBC	192,510	5.3%	22.8	11.0x	3.1x
Mutual Fund	597	593	+3.81	+0.64%	37	27,437	0.4%	96.9	2.8%	NM	0.5x	SQRPHARMA	191,739	5.3%	77.8	9.1x	1.4x
General Insurance	2,730	2,703	+26.70	+0.99%	43	77,927	1.2%	101.9	2.9%	14.1x	1.2x	ROBI	154,519	4.3%	119.4	28.1x	2.4x
Life Insurance	1,805	1,772	+32.67	+1.84%	15	48,004	0.7%	223.7	6.4%	NM	NM	WALTONHIL	148,041	4.1%	4.5	11.4x	1.3x
Telecommunication	5,257	5,222	+34.63	+0.66%	3	616,437	9.3%	175.7	5.0%	14.6x	4.4x	BEXIMCO	103,847	2.9%	0.0	NM	1.3x
Pharmaceutical	2,931	2,910	+21.19	+0.73%	34	555,711	8.4%	461.4	13.2%	14.1x	1.5x	BRACBANK	88,309	2.5%	46.9	8.0x	1.2x
Fuel & Power	1,099	1,093	+5.14	+0.47%	23	291,001	4.4%	149.7	4.3%	14.2x	0.6x	BERGERPBL	83,578	2.3%	2.5	25.1x	5.3x
Cement	1,922	1,912	+9.45	+0.49%	7	91,583	1.4%	15.2	0.4%	15.4x	2.0x	ISLAMIBANK	79,051	2.2%	61.5	16.9x	1.1x
Services & Real Estate	996	997	-0.96	-0.10%	9	54,761	0.8%	63.9	1.8%	18.2x	0.4x	RENATA	72,626	2.0%	3.1	22.8x	2.1x
Engineering	2,487	2,481	+6.57	+0.26%	42	280,608	4.3%	291.4	8.4%	12.2x	0.8x	UPGDCL	70,201	1.9%	2.9	6.7x	1.8x
Food & Allied	16,831	16,816	+15.23	+0.09%	21	307,960	4.7%	295.0	8.5%	16.5x	4.4x	LHB	60,972	1.7%	8.8	15.1x	3.0x
IT	1,984	1,939	+44.84	+2.31%	11	26,166	0.4%	248.9	7.1%	19.2x	1.7x	ICB	51,775	1.4%	20.7	26.6x	1.2x
Textile	1,083	1,079	+3.92	+0.36%	58	112,752	1.7%	244.8	7.0%	NM	0.7x	UNILEVERCL	49,394	1.4%	0.3	67.2x	21.0x
Paper & Printing	4,063	3,923	+139.92	+3.57%	6	18,354	0.3%	101.6	2.9%	NM	0.8x	DUTCHBANGL	45,523	1.3%	9.6	7.3x	0.9x
Tannery	1,997	1,988	+8.93	+0.45%	6	22,248	0.3%	30.5	0.9%	68.1x	1.5x	POWERGRID	37,832	1.1%	11.9	NM	0.2x
Jute	14,257	13,495	+761.75	+5.64%	3	3,138	0.0%	28.7	0.8%	NM	NM	BXPHARMA	35,555	1.0%	20.2	5.9x	0.7x
Ceramics	356	354	+2.55	+0.72%	5	15,975	0.2%	20.3	0.6%	NM	1.0x	PUBALIBANK	35,052	1.0%	32.0	3.7x	0.6x
Miscellaneous	4,252	4,240	+12.23	+0.29%	15	230,904	3.5%	241.8	6.9%	42.4x	1.8x	EBL	33,139	0.9%	7.8	5.1x	0.8x
Corporate Bond**	14,675	14,486	+188.59	+1.30%	16	33,999	0.5%	0.1	0.0%	NM	NM	BEACONPHAR	31,393	0.9%	37.7	61.2x	4.9x
Treasury Bond**	561	555	+5.97	+1.08%	234	2,977,422	45.1%	8.0	0.2%	NM	NM						

Top Ten Gainers	Close Price (BDT)	Δ%	Turnover (BDT Mn)	PE	PB	Top Twenty Free Float Mcap	Free Float Mcap (BDT Mn)	% of Total Free Float Mcap	PE	PB	Most Traded Share	Close Price (BDT)	Δ%	Turnover (BDT Mn)	PE	PB
ISNLTD	42.0	+9.9%	35.8	NM	14.4x	SQRPHARMA	117,112	8.6%	9.1x	1.4x	FINEFOODS	271.4	+5.2%	147.6	NM	22.7x
KBPPWBIL	147.2	+9.9%	67.5	NM	12.4x	BEXIMCO	69,460	5.1%	NM	1.3x	SUNLIFEINS	71.0	+4.1%	136.5	NM	NM
AGNISYSL	25.4	+9.5%	113.3	21.3x	1.5x	BATBC	45,948	3.4%	11.0x	3.1x	ORIONINFU	388.8	+4.7%	126.4	NM	24.3x
BEACONPHAR	135.9	+9.4%	37.7	61.2x	4.9x	RENATA	35,002	2.6%	22.8x	2.1x	ROBI	29.5	+2.1%	119.4	28.1x	2.4x
SHURWID	7.0	+9.4%	3.0	NM	0.5x	ISLAMIBANK	33,649	2.5%	16.9x	1.1x	MIDLANDBNK	35.0	+1.2%	116.5	20.2x	2.4x
MONOSPOOL	113.2	+7.91%	46.3	32.1x	2.6x	BXPHARMA	32,479	2.4%	5.9x	0.7x	OIMEX	28.7	-4.0%	115.6	28.9x	8.3x
ANLIMAYARN	23.2	+6.9%	0.7	NM	3x	BRACBANK	32,157	2.4%	8.0x	1.2x	AGNISYSL	25.4	+9.5%	113.3	21.3x	1.5x
SONALIANS	229.1	+6.4%	28.5	93.7x	3.6x	GP	30,004	2.2%	12.4x	7.6x	BSC	92.9	+3.3%	96.6	4.9x	0.9x
RELIANCE1	22.2	+6.2%	31.3	NM	2.1x	LHB	24,690	1.8%	15.1x	3.0x	SQRPHARMA	216.3	+0.0%	77.8	9.1x	1.4x
NATLIFEINS	106.2	+5.7%	15.1	NM	NM	EBL	24,199	1.8%	5.1x	0.8x	KBPPWBIL	147.2	+9.9%	67.5	NM	12.4x

Top Ten Losers	Close Price (BDT)	Δ%	Turnover (BDT Mn)	PE	PB	Top Twenty Free Float Mcap	Free Float Mcap (BDT Mn)	% of Total Free Float Mcap	PE	PB	Block Trade	Maximum Price (BDT)	Minimum Price (BDT)	No. of Trade	Quantity ('000)	Turnover (BDT Mn)
GHCL	21.6	-5.3%	3.0	NM	0.3x	NBL	16,930	1.2%	NM	2.6x	MIDLANDBNK	34.1	33.5	15.0	2,142	72.76
REGENTTEX	3.7	-5.1%	0.2	NM	0x	CITYBANK	16,830	1.2%	4.3x	0.8x	BEACHHATCH	91.5	84.0	5.0	106	9.33
1STPRIMFMF	26.4	-4.7%	33.5	NM	2.5x	BSRMLTD	14,210	1.0%	4.7x	0.5x	ICBSONALI1	7.2	7.2	2.0	1,208	8.70
RENWICKJA	666.1	-4.5%	0.0	NM	NM	ALARABANK	13,534	1.0%	12.6x	0.9x	RELIANCE1	22.9	20.9	6.0	378	7.96
OIMEX	28.7	-4.0%	115.6	28.9x	8.3x	PRIMEBANK	12,985	1.0%	4.3x	0.7x	DOREENPWR	24.0	21.7	2.0	240	5.64
OAL	7.2	-4.0%	1.5	NM	0.7x	OLYMPIC	12,616	0.9%	16.9x	2.8x	EIL	55.0	55.0	1.0	100	5.50
TALLUSPIN	4.9	-3.9%	0.2	NM	0.3x	UTTARABANK	11,350	0.8%	8.0x	0.8x	FINEFOODS	265.0	240.0	6.0	21	5.24
ISLAMIBANK	49.1	-3.3%	61.5	16.9x	1.1x	ORIONPHARM	11,317	0.8%	43.7x	0.4x	PROVATIINS	38.2	38.1	2.0	81	3.09
POPULAR1MF	3.0	-3.2%	1.2	NM	0.3x	ROBI	10,738	0.8%	28.1x	2.4x	RUPALILIFE	110.0	106.0	2.0	23	2.44
WMSHIPYARD	9.0	-3.2%	13.5	NM	0.5x						LOVELLO	91.2	84.0	2.0	27	2.28

* NBFI Sector PE calculation methodology has been modified to reflect positive earnings only.
 ** The base of the Bond Index starts at 100, starting from Jan 13, 2022
 Similarly, Treasury Bond Index starts at 100, starting from Oct 10, 2022

Block Trade	Maximum Price (BDT)	Minimum Price	Turnover (BDT Mn)	Quantity ('000)	No. of Trade
MIDLANDBNK	34.1	33.5	72.8	2,142	15
BEACHHATCH	91.5	84.0	9.3	106	5
ICBSONALI1	7.2	7.2	8.7	1,208	2
RELIANCE1	22.9	20.9	8.0	378	6
DOREENPWR	24.0	21.7	5.6	240	2
EIL	55.0	55.0	5.5	100	1
FINEFOODS	265.0	240.0	5.2	21	6
PROVATIINS	38.2	38.1	3.1	81	2
RUPALILIFE	110.0	106.0	2.4	23	2
LOVELLO	91.2	84.0	2.3	27	2
AIL	92.0	92.0	2.0	22	1
PREMIERCEM	47.7	47.7	1.7	35	1
ISNLTD	40.0	40.0	1.5	38	2
OIMEX	30.0	30.0	1.4	46	2
KBPPWBIL	142.0	142.0	1.3	9	1
POWERGRID	44.1	36.5	1.1	27	2
ASIATICLAB	35.9	35.9	1.0	27	1
1STPRIMFMF	29.7	29.7	0.8	28	1
QUEENSOUTH	13.7	13.7	0.7	51	1
AMANFEED	29.0	29.0	0.6	20	1
ABBANK	8.7	8.7	0.5	63	1
EBL	26.1	26.1	0.5	20	1
Total			137.1		60

Important DSE News
BDTHAIFOOD

The company has informed that the Board of Directors has appointed Mr. Sardar Nasir Ahmed as Managing Director & CEO of the company with effect from January 01, 2025.

CONTININS

Dhaka Stock Exchange PLC. (DSE) has approved the proposed name change of the Company. Accordingly, the name of the Company will be 'Continental Insurance PLC.' instead of 'Continental Insurance Limited' with effect from January 07, 2025. Other things (except name) will remain unchanged.

Upcoming Corporate Events

DSE Ticker	Right Share	Dividend		Event	Date
		Stock	Cash		
DACCADYE		0.0%	0%	Record Date	7-Jan-25
GEMINISEA		0.0%	8%	Record Date	7-Jan-25
AL-HAJTEX		0.0%	0%	Record Date	8-Jan-25
NBL		0.0%	0%	Record Date	16-Jan-25
HRTEX		0.0%	0%	Record Date	22-Jan-25

Disclaimer: This report has been prepared by BRAC EPL Stock Brokerage Ltd and is provided for information purposes. It is not, under any circumstances, to be used or considered as an offer to sell, or a solicitation of any offer to buy. Reasonable care has been taken to ensure that the information is not untrue and misleading. BRAC EPL Stock Brokerage Ltd makes no representation or warranty as to the accuracy or completeness of such information. All opinions and estimates included in this report constitute our judgment as of this date and are subject to change without notice.