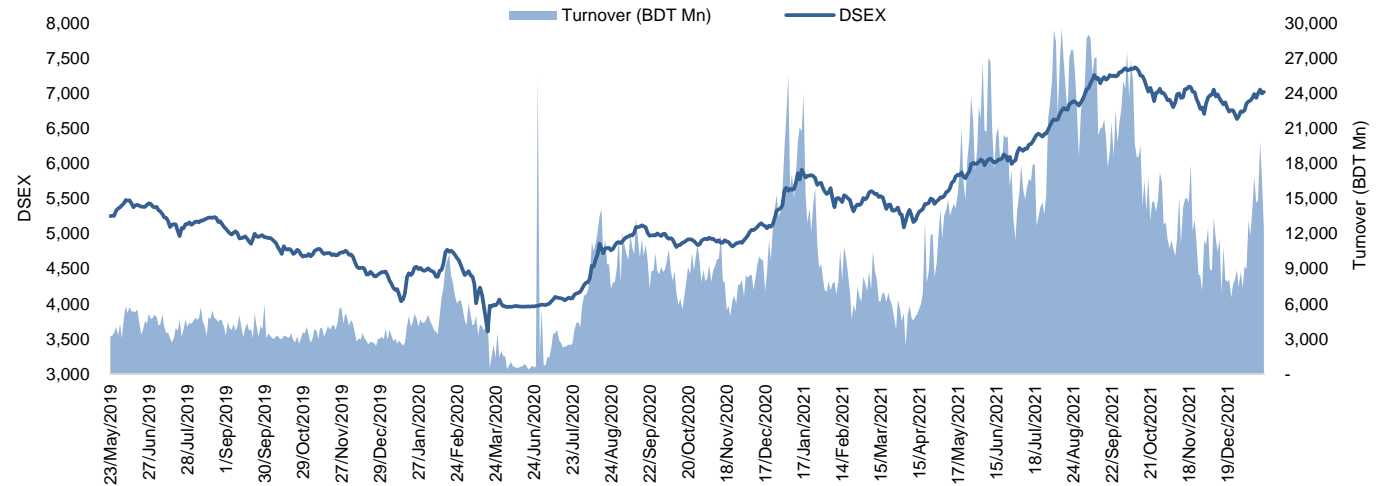


Daily Market Update

The market closed in green today. The benchmark index DSEX (+0.30%) gained 21.17 points and closed at 7,017.23. The blue-chip index DS30 (+0.37%), the Shariah-based index DSES (+0.46%), and the large-cap index CDSET (+0.33%) closed at 2,616.30, 1,501.71, and 1,407.13 points, respectively. Most of the large-cap sectors posted positive performance today. Fuel & Power booked the highest gain of 0.87% followed by Pharmaceutical (+0.63%), Telecommunication (+0.31%), Engineering (+0.30%), Food & Allied (+0.27%), Bank (-0.45%), and NBFI (-0.54%), respectively. Block trades contributed 0.9% of the overall market turnover. Bangladesh Shipping Corporation (+10.0%) was the most traded share with a turnover of BDT 808 million.



Index	Closing	Opening	Point Δ	%Δ	YTD %Δ
DSEX	7,017.23	6,996.06	+21.17	+0.30%	+3.9%
DS30	2,616.30	2,606.79	+9.52	+0.37%	+3.3%
DSES	1,501.71	1,494.78	+6.93	+0.46%	+4.9%
CDSET	1,407.13	1,402.56	+4.57	+0.33%	+3.5%

	Advanced	Declined	Unchanged	Total
All Category	156	167	55	378
A Category (Equity)	103	121	30	254
B Category (Equity)	32	33	19	84
N Category (Equity)	4	6	0	10
Z Category (Equity)	17	7	6	30
Mutual Funds	9	14	13	36
Corporate Bonds	2	4	0	6

		Today	Last Day	Daily %Δ
Mcap	Mn BDT	5,649,970	5,604,979	+0.8%
	Mn USD	65,850	65,326	
Turnover	Mn BDT	12,428	16,642	-25.3%
	Mn USD	145	194	
Volume	Mn Shares	235	347	-32.3%
No. of Trade		211,158	252,406	-16.3%

Figure: Sectorial Turnover (BDT)

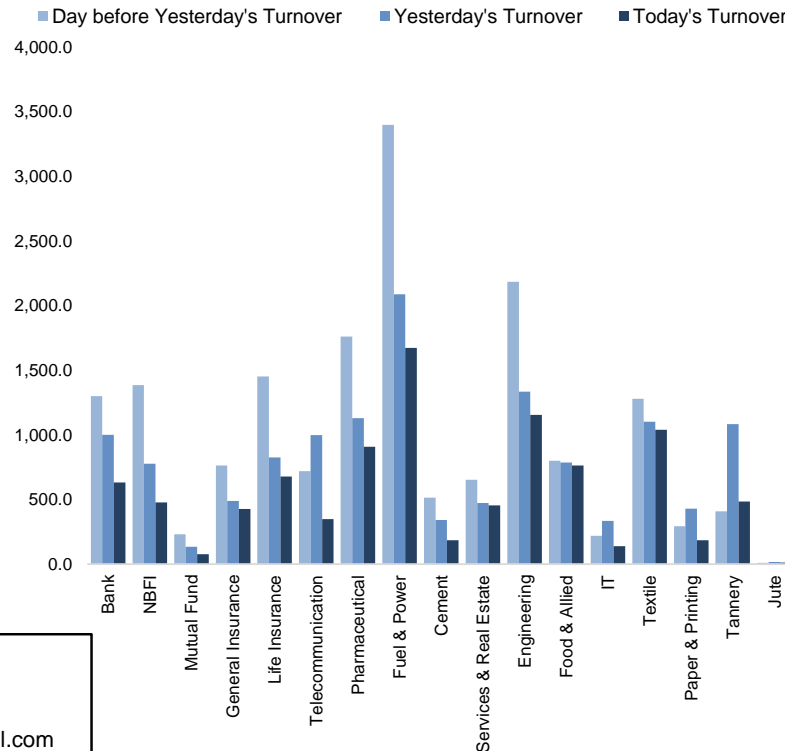
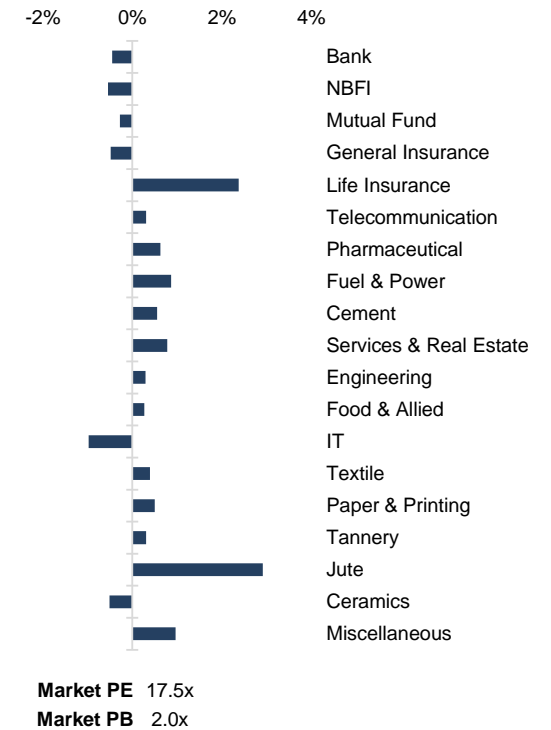


Figure: Sectorial Mcap Change



Market PE 17.5x
Market PB 2.0x

Anika Mafiz
Research Analyst
(880) 1708805206
anika.mafiz@bracepl.com

Fahim Hassan
Research Associate
(880) 1709636546
fahim.hassan@bracepl.com

Sector Index	Closing	Opening	Points Δ	%Δ	No. of Companies	Mcap (BDT Mn)	% of Total Mcap	Turnover (BDT Mn)	% of Total Turnover	PE	PB	Top Twenty Market Cap	Mcap (BDT Mn)	% of Total Mcap	Turnover (BDT Mn)	PE	PB
Bank	1,616	1,623	-7.32	-0.45%	32	737,030	14.7%	632.1	5.5%	8.1x	0.9x	GP	485,163	9.7%	52.1	13.4x	11.7x
NBFI	2,402	2,415	-13.02	-0.54%	23	235,221	4.7%	476.2	4.1%	22.4x	4.3x	BATBC	350,784	7.0%	79.4	25.6x	8.7x
Mutual Fund	918	920	-2.55	-0.28%	37	42,080	0.8%	75.5	0.7%	NM	0.8x	WALTONHIL	344,945	6.9%	19.6	22.7x	3.7x
General Insurance	4,437	4,458	-21.39	-0.48%	39	128,859	2.6%	425.9	3.7%	20.2x	2.2x	ROBI	213,708	4.3%	73.2	93.0x	3.2x
Life Insurance	2,840	2,774	+65.97	+2.38%	13	81,893	1.6%	677.6	5.9%	NM	NM	SQURPHARMA	197,147	3.9%	78.4	11.6x	2.0x
Telecommunication	6,216	6,197	+19.34	+0.31%	3	737,112	14.7%	347.9	3.0%	18.1x	6.3x	UPGDCL	149,214	3.0%	11.7	13.7x	4.2x
Pharmaceutical	3,955	3,930	+24.76	+0.63%	32	732,575	14.6%	908.3	7.9%	19.3x	2.7x	RENATA	140,412	2.8%	5.8	27.0x	5.2x
Fuel & Power	1,980	1,963	+17.07	+0.87%	23	518,706	10.3%	1,671.6	14.5%	12.9x	1.3x	BEXIMCO	130,572	2.6%	544.1	13.0x	1.8x
Cement	2,784	2,768	+15.44	+0.56%	7	139,344	2.8%	185.5	1.6%	19.4x	2.9x	ICB	104,756	2.1%	9.7	74.2x	2.3x
Services & Real Estate	1,390	1,379	+10.75	+0.78%	8	54,479	1.1%	455.0	3.9%	NM	1.1x	LHBL	93,491	1.9%	166.5	23.7x	4.8x
Engineering	4,820	4,805	+14.31	+0.30%	42	577,528	11.5%	1,153.4	10.0%	19.2x	2.2x	BXPHERMA	88,375	1.8%	42.5	16.0x	2.3x
Food & Allied	25,848	25,779	+69.11	+0.27%	20	456,628	9.1%	763.5	6.6%	31.2x	9.2x	BERGERPBL	83,058	1.7%	4.4	26.7x	6.9x
IT	3,279	3,311	-32.35	-0.98%	11	42,208	0.8%	138.4	1.2%	36.1x	3.0x	BRACBANK	79,354	1.6%	36.3	13.8x	1.6x
Textile	1,537	1,531	+6.07	+0.40%	58	168,462	3.4%	1,038.2	9.0%	36.4x	1.1x	MARICO	72,765	1.4%	2.4	22.1x	30.9x
Paper & Printing	9,485	9,438	+47.44	+0.50%	6	33,689	0.7%	185.0	1.6%	NM	2.4x	BEACONPHAR	56,041	1.1%	131.1	48.4x	9.8x
Tannery	3,650	3,638	+11.34	+0.31%	6	39,433	0.8%	483.5	4.2%	NM	3.9x	POWERGRID	53,740	1.1%	609.7	16.2x	0.6x
Jute	8,657	8,412	+245.43	+2.92%	3	2,032	0.0%	11.3	0.1%	NM	20.4x	ISLAMIBANK	51,520	1.0%	7.2	9.6x	0.8x
Ceramics	799	804	-4.07	-0.51%	5	36,237	0.7%	437.7	3.8%	37.1x	2.3x	DUTCHBANGL	49,588	1.0%	18.6	8.5x	1.4x
Miscellaneous	4,827	4,781	+46.42	+0.97%	14	258,280	5.1%	1,469.7	12.7%	17.2x	2.3x	TITASGAS	49,065	1.0%	358.0	14.3x	0.7x
												SUMITPOWER	42,715	0.9%	32.1	8.0x	1.1x

Top Ten Gainers	Close Price (BDT)	Δ%	Turnover (BDT Mn)	PE	PB
RANFOUNDRY	207.1	+10.0%	117.7	56.1x	6.8x
BSC	125.9	+10.0%	807.6	14.8x	1.9x
FAREASTLIF	98.3	+10.0%	331.9	NM	NM
APEXFOODS	165.7	+10.0%	42.9	88.1x	1.3x
PENINSULA	41.0	+9.9%	255.9	91.1x	1.3x
GEMINISEA	303.4	+8.7%	58.5	50.4x	121.8x
AMCL(PRAN)	365.7	+8.7%	122.4	65.5x	4.2x
APEXFOOT	301.3	+8.7%	107.6	32.3x	1.2x
WATACHEM	305.4	+7.9%	48.4	60.2x	5.0x
POWERGRID	75.4	+6.8%	609.7	16.2x	0.6x

Top Ten Losers	Close Price (BDT)	Δ%	Turnover (BDT Mn)	PE	PB
SIBL	17.1	-5.0%	100.7	10.2x	0.9x
BIFC	6.3	-4.5%	0.1	NM	NM
MEGHNAPE	19.3	-4.5%	0.5	NM	NM
VAMLBDMF1	7.9	-3.7%	2.1	NM	0.7x
SHYAMPSUG	82.3	-3.6%	3.1	NM	NM
SEMLFBSLGF	8.5	-3.4%	1.5	NM	0.8x
ICBAMCL2ND	9.2	-3.2%	2.2	NM	1.5x
MONNOAGML	574.2	-3.1%	16.8	NM	41.1x
ATCSLGF	9.8	-3.0%	3.5	NM	1.0x
PEOPLESINS	55.9	-3.0%	29.9	21.4x	1.9x

Top Twenty Free Float Mcap	Free Float Mcap (BDT Mn)	% of Total Free Float Mcap	PE	PB
SQURPHARMA	128,993	6.8%	11.6x	2.0x
BATBC	92,782	4.9%	25.6x	8.7x
BEXIMCO	90,682	4.8%	13.0x	1.8x
RENATA	68,549	3.6%	27.0x	5.2x
BXPHERMA	61,703	3.3%	16.0x	2.3x
GP	48,516	2.6%	13.4x	11.7x
BRACBANK	42,661	2.3%	13.8x	1.6x
BEACONPHAR	39,227	2.1%	48.4x	9.8x
LHBL	33,021	1.8%	23.7x	4.8x
EBL	25,641	1.4%	6.8x	1.2x
ISLAMIBANK	25,081	1.3%	9.6x	0.8x
ROBI	21,264	1.1%	93.0x	3.2x
OLYMPIC	19,757	1.0%	17.3x	3.4x
CITYBANK	19,627	1.0%	6.5x	0.9x
PUBALIBANK	19,373	1.0%	5.3x	0.7x
IFIC	18,901	1.0%	14.5x	1.0x
BSRMLTD	18,257	1.0%	6.0x	1.0x
ALARABANK	16,714	0.9%	10.4x	1.2x
NBL	16,442	0.9%	6.5x	0.4x
SUMITPOWER	15,715	0.8%	8.0x	1.1x

*NBFI Sector PE calculation methodology has been modified to reflect positive earnings only.

Most Traded Share	Close Price (BDT)	Δ%	Turnover (BDT Mn)	PE	PB
BSC	125.9	+10.0%	807.6	14.8x	1.9x
POWERGRID	75.4	+6.8%	609.7	16.2x	0.6x
BEXIMCO	149.0	+0.2%	544.1	13.0x	1.8x
PTL	102.5	+3.9%	401.5	24.7x	3.8x
RAKCERAMIC	55.7	-0.4%	380.2	27.7x	3.3x
FORTUNE	121.7	-1.3%	363.3	52.2x	8.2x
TITASGAS	49.6	+3.8%	358.0	14.3x	0.7x
FAREASTLIF	98.3	+10.0%	331.9	NM	NM
LOVELLO	51.8	+4.2%	263.0	33.0x	4.0x
PENINSULA	41.0	+9.9%	255.9	91.1x	1.3x

Block Trade	Maximum Price (BDT)	Price (BDT)	No. of Trade	Quantity ('000)	Turnover (BDT Mn)
PTL	102.0	96.0	25.0	1,609	160.96
SONALIPAPR	808.0	760.0	4.0	148	112.48
FORTUNE	130.0	111.0	17.0	593	73.48
PENINSULA	40.7	40.0	5.0	1,026	41.55
ANWARGALV	400.0	400.0	1.0	50	20.00
INDEXAGRO	124.5	124.5	1.0	130	16.18
FAREASTLIF	94.2	81.0	6.0	179	15.78
SKICL	83.1	83.1	1.0	152	12.63
DELTALIFE	204.7	204.7	2.0	50	10.24
BEACONPHAR	249.0	249.0	2.0	36	8.99

Block Trade	Maximum Price (BDT)	Minimum Price (BDT)	Turnover (BDT Mn)	Quantity ('000)	No. of Trade
PTL	102.0	96.0	161.0	1,609	25
SONALIPAPR	808.0	760.0	112.5	148	4
FORTUNE	130.0	111.0	73.5	593	17
PENINSULA	40.7	40.0	41.5	1,026	5
ANWARGALV	400.0	400.0	20.0	50	1
INDEXAGRO	124.5	124.5	16.2	130	1
FAREASTLIF	94.2	81.0	15.8	179	6
SKICL	83.1	83.1	12.6	152	1
DELTALIFE	204.7	204.7	10.2	50	2
BEACONPHAR	249.0	249.0	9.0	36	2
NHFIL	62.0	62.0	6.7	108	1
AAMRATECH	30.1	30.0	6.0	200	8
ADVENT	28.2	28.2	5.6	200	1
RAKCERAMIC	55.0	55.0	5.5	100	1
GBBPOWER	39.4	38.7	5.4	136	3
AIL	45.3	45.3	4.8	107	1
SHEPHERD	24.9	24.9	4.1	165	1
ACMEPL	35.4	35.4	3.5	100	1
GENEXIL	172.0	163.0	3.3	20	2
AMCL(PRAN)	307.0	307.0	3.1	10	1
POWERGRID	73.5	72.0	3.0	41	2
CVOPRL	227.7	220.4	2.8	13	4
Total			551.6		116

Important DSE News
HAKKANIPUL

The Company has informed that Mr. Md Abdullah, one of the Sponsor Directors of the Company passed away on 30.04.2021. His present holding is 5,41,666 and these shares will be transmitted to his nominee Mrs. Hosne Ara Begum (spouse of late Mr. Md Abdullah), another Sponsor Director of the Company by way of nomination through Chittagong Stock Exchange.

DOREENPWR

As per Regulation 16(1) of the Dhaka Stock Exchange (Listing) Regulations, 2015, the Company has informed that a meeting of the Board of Directors will be held on January 19, 2022 at 3:30 PM to consider, among others, un-audited financial statements of the Company for the Second Quarter (Q2) period ended on December 31, 2021.

ANLIMAYARN

As per Regulation 16(1) of the Dhaka Stock Exchange (Listing) Regulations, 2015, the Company has informed that a meeting of the Board of Directors will be held on January 17, 2022 at 3:30 PM to consider, among others, un-audited financial statements of the Company for the Second Quarter (Q2) period ended on December 31, 2021.

Upcoming Corporate Events

DSE Ticker	Right Share	Dividend		Event	Date
		Stock	Cash		
Bangladesh Shipping Corporation	-	0.0%	12.0%	Record Date	16-Jan-22
Eastern Lubricants	-	20.0%	140.0%	Record Date	18-Jan-22
NLI First Mutual Fund	-	0.0%	0.0%	Record Date	06-Feb-22
Meghna Petroleum Limited	-	0.0%	150.0%	Record Date	25-Jan-22
Jamuna Oil Company Limited	-	0.0%	120.0%	Record Date	23-Jan-22
The Dacca Dyeing & Manufacturing Co.Ltd.	-	0.0%	2.0%	Record Date	03-Feb-22

Disclaimer: This report has been prepared by BRAC EPL Stock Brokerage Ltd and is provided for information purposes. It is not, under any circumstances, to be used or considered as an offer to sell, or a solicitation of any offer to buy. Reasonable care has been taken to ensure that the information is not untrue and misleading. BRAC EPL Stock Brokerage Ltd makes no representation or warranty as to the accuracy or completeness of such information. All opinions and estimates included in this report constitute our judgment as of this date and are subject to change without notice.