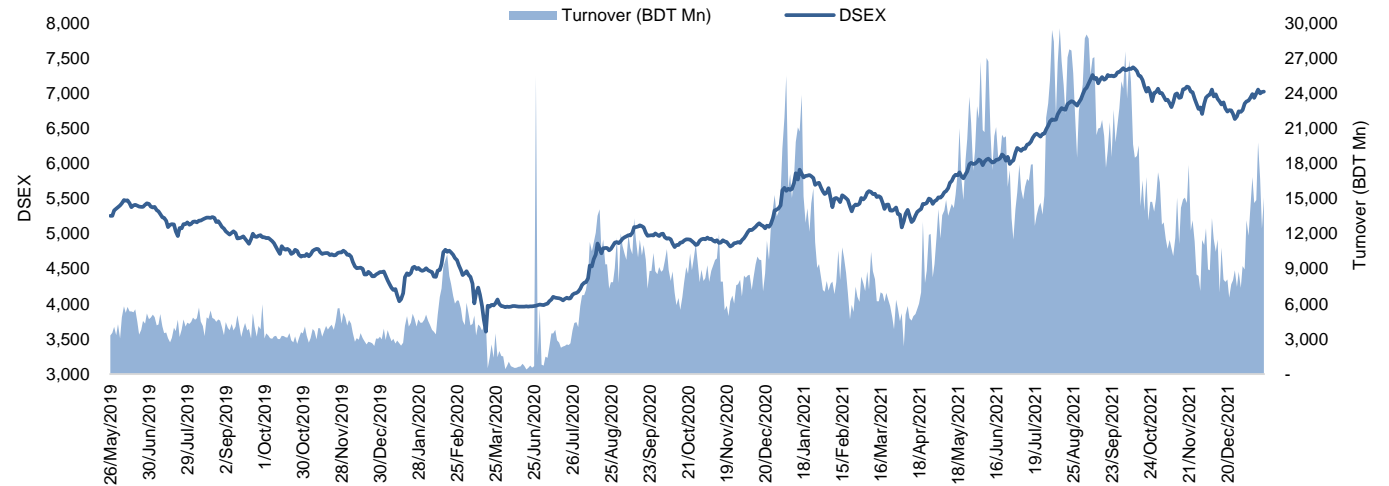


Daily Market Update

The market closed in green today. The benchmark index DSEX (+0.03%) gained 2.37 points and closed at 7,019.60. The bluechip index DS30 (-0.69%), the Shariah-based index DSES (+0.02%), and the large-cap index CDSET (-0.63%) closed at 2,598.35, 1,502.01, and 1,398.24 points, respectively. Large-cap sectors posted mixed performance today. Telecommunication experienced the highest loss of 1.18% followed by Bank (-0.24%), Pharmaceutical (-0.20%), Fuel & Power (-0.10%), NBFI (-0.01%), Food & Allied (+0.21%), and Engineering (+0.45%), respectively. Block trades contributed 0.7% of the overall market turnover. Bangladesh Export Import Company Ltd. (-2.7%) was the most traded share with a turnover of BDT 872 million.



Index	Closing	Opening	Point Δ	%Δ	YTD %Δ
DSEX	7,019.60	7,017.23	+2.37	+0.03%	+3.9%
DS30	2,598.35	2,616.30	-17.95	-0.69%	+2.6%
DSES	1,502.01	1,501.71	+0.30	+0.02%	+5.0%
CDSET	1,398.24	1,407.13	-8.89	-0.63%	+2.9%

Figure: Sectorial Turnover (BDT Mn)

Figure: Sectorial Mcap Change

	Advanced	Declined	Unchanged	Total
All Category	182	151	45	378
A Category (Equity)	112	113	28	253
B Category (Equity)	50	23	11	84
N Category (Equity)	3	8	0	11
Z Category (Equity)	17	7	6	30
Mutual Funds	1	23	12	36
Corporate Bonds	3	3	0	6

Figure: Sectorial Turnover (BDT Mn) - Day before Yesterday's Turnover, Yesterday's Turnover, Today's Turnover

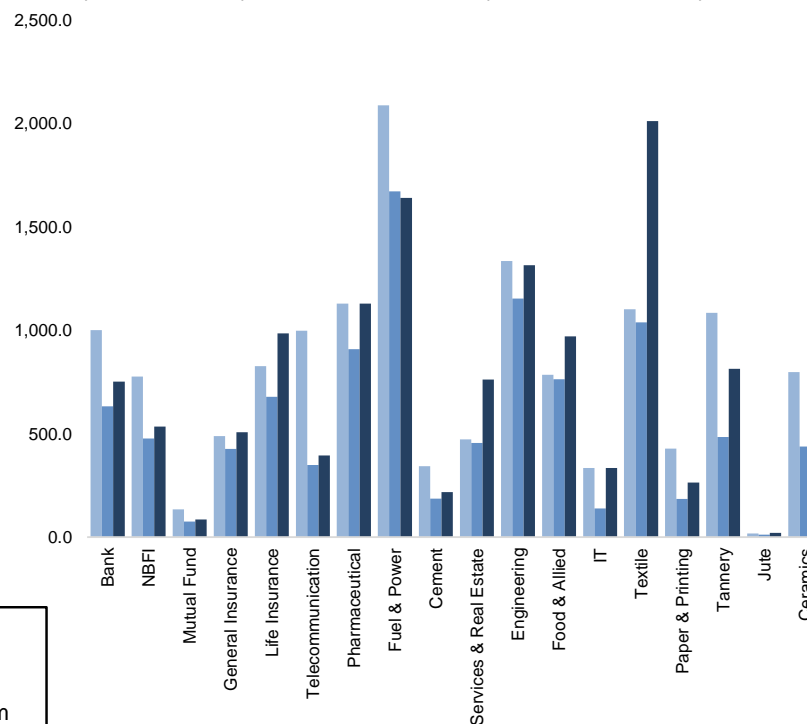
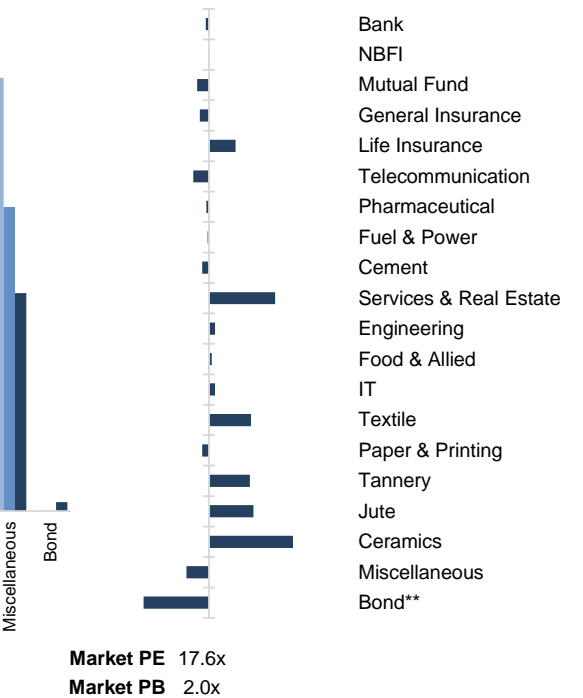


Figure: Sectorial Mcap Change



		Today	Last Day	Daily %Δ
Mcap	Mn BDT	5,646,609	5,649,970	-0.1%
	Mn USD	65,811	65,850	
Turnover	Mn BDT	15,068	12,428	+21.2%
	Mn USD	176	145	
Volume	Mn Shares	312	235	+33.0%
No. of Trade		250,918	211,158	+18.8%

Market PE 17.6x
Market PB 2.0x

Md. Mahmudul Hasan
Junior Research Associate
(880) 1708805201
mmahmudul.hasan@bracepl.com

Fahim Hassan
Research Associate
(880) 1709636546
fahim.hassan@bracepl.com

Sector Index	Closing	Opening	Points Δ	%Δ	No. of Companies	Mcap (BDT Mn)	% of Total Mcap	Turnover (BDT Mn)	% of Total Turnover	PE	PB	Top Twenty Market Cap	Mcap (BDT Mn)	% of Total Mcap	Turnover (BDT Mn)	PE	PB
Bank	1,612	1,616	-3.86	-0.24%	32	735,271	14.5%	751.9	5.1%	8.1x	0.9x	GP	485,298	9.6%	39.6	13.4x	11.7x
NBFI	2,402	2,402	-0.30	-0.01%	23	235,192	4.7%	534.7	3.6%	NM	4.3x	BATBC	350,298	6.9%	110.3	25.5x	8.7x
Mutual Fund	910	918	-8.04	-0.88%	37	41,711	0.8%	84.5	0.6%	NM	0.8x	WALTONHIL	346,005	6.8%	14.9	22.7x	3.8x
General Insurance	4,407	4,437	-30.20	-0.68%	40	128,463	2.5%	506.2	3.4%	20.0x	2.2x	ROBI	205,851	4.1%	198.9	89.6x	3.1x
Life Insurance	2,897	2,840	+56.47	+1.99%	13	83,521	1.7%	984.5	6.7%	NM	NM	SQURPHARMA	195,728	3.9%	63.3	11.5x	2.0x
Telecommunication	6,143	6,216	-73.32	-1.18%	3	728,417	14.4%	394.5	2.7%	17.9x	6.2x	UPGDCL	149,503	3.0%	19.2	13.8x	4.2x
Pharmaceutical	3,947	3,955	-7.95	-0.20%	32	731,102	14.5%	1,128.0	7.7%	19.2x	2.7x	RENATA	140,948	2.8%	18.7	27.1x	5.2x
Fuel & Power	1,978	1,980	-1.94	-0.10%	23	518,198	10.3%	1,639.2	11.2%	12.8x	1.3x	BEXIMCO	127,066	2.5%	872.4	12.6x	1.7x
Cement	2,770	2,784	-14.06	-0.51%	7	138,640	2.7%	218.1	1.5%	19.3x	2.9x	ICB	105,159	2.1%	24.3	74.5x	2.3x
Services & Real Estate	1,458	1,390	+68.62	+4.94%	8	57,169	1.1%	761.6	5.2%	NM	1.1x	LHBL	92,213	1.8%	192.7	23.4x	4.8x
Engineering	4,841	4,820	+21.68	+0.45%	42	580,125	11.5%	1,314.3	9.0%	19.3x	2.2x	BXPBARMA	86,724	1.7%	123.5	15.7x	2.3x
Food & Allied	25,902	25,848	+53.71	+0.21%	20	457,577	9.1%	970.3	6.6%	31.3x	9.2x	BERGERPBL	82,237	1.6%	3.2	26.4x	6.9x
IT	3,294	3,279	+14.87	+0.45%	11	42,400	0.8%	334.0	2.3%	36.3x	3.0x	BRACBANK	79,911	1.6%	26.4	13.9x	1.6x
Textile	1,585	1,537	+48.22	+3.14%	58	173,747	3.4%	2,011.4	13.7%	37.5x	1.1x	MARICO	72,819	1.4%	11.6	22.1x	31.0x
Paper & Printing	9,438	9,485	-47.09	-0.50%	6	33,521	0.7%	263.2	1.8%	NM	2.4x	BEACONPHAR	55,486	1.1%	39.2	47.9x	9.7x
Tannery	3,760	3,650	+110.77	+3.04%	6	40,629	0.8%	813.1	5.5%	NM	4.1x	POWERGRID	53,740	1.1%	572.3	16.2x	0.6x
Jute	8,943	8,657	+285.56	+3.30%	3	2,099	0.0%	19.9	0.1%	NM	21.1x	ISLAMIBANK	51,520	1.0%	12.3	9.6x	0.8x
Ceramics	849	799	+49.95	+6.25%	5	38,501	0.8%	851.0	5.8%	39.5x	2.5x	DUTCHBANGL	49,525	1.0%	14.8	8.5x	1.4x
Miscellaneous	4,745	4,827	-81.62	-1.69%	14	253,912	5.0%	1,054.2	7.2%	16.9x	2.3x	TITASGAS	48,076	1.0%	297.4	14.0x	0.7x
Bond**	95	100	-4.88	-4.88%	7	34,613	0.7%	42.9	0.3%	NM	NM	SUMITPOWER	42,502	0.8%	30.5	8.0x	1.1x

Top Ten Gainers	Close Price (BDT)	Δ%	Turnover (BDT Mn)	PE	PB	Top Twenty Free Float Mcap	Free Float Mcap (BDT Mn)	% of Total Free Float Mcap	PE	PB	Most Traded Share	Close Price (BDT)	Δ%	Turnover (BDT Mn)	PE	PB
AZIZPIPES	110.0	+10.0%	9.0	NM	NM	SQURPHARMA	128,065	6.8%	11.5x	2.0x	BEXIMCO	145.0	-2.7%	872.4	12.6x	1.7x
UNIONINS	11.0	+10.0%	0.0	8.6x	0.7x	BATBC	92,654	4.9%	25.5x	8.7x	FORTUNE	127.2	+4.5%	749.1	54.6x	8.6x
BDAUTOCA	160.7	+10.0%	33.2	NM	23.1x	BEXIMCO	88,248	4.7%	12.6x	1.7x	RAKCERAMIC	60.9	+9.3%	718.0	30.3x	3.6x
PRIMELIFE	73.9	+10.0%	24.6	NM	NM	RENATA	68,811	3.6%	27.1x	5.2x	PTL	106.3	+3.7%	696.3	25.6x	3.9x
APEXFOODS	182.2	+10.0%	44.8	96.9x	1.4x	BXPBARMA	60,551	3.2%	15.7x	2.3x	POWERGRID	75.4	-	572.3	16.2x	0.6x
MATINSPINN	65.2	+9.9%	86.6	8.0x	1.2x	GP	48,530	2.6%	13.4x	11.7x	FAREASTLIF	107.7	+9.6%	494.6	NM	NM
SAMORITA	106.3	+9.9%	52.8	35.8x	2.0x	BRACBANK	42,960	2.3%	13.9x	1.6x	GPHISPAT	62.2	+5.2%	377.0	14.8x	2.2x
FINEFOODS	53.3	+9.9%	38.6	NM	5.1x	BEACONPHAR	38,839	2.1%	47.9x	9.7x	PENINSULA	44.2	+7.8%	322.6	98.2x	1.4x
SQUARETEXT	62.5	+9.8%	87.5	11.4x	1.5x	LHBL	32,570	1.7%	23.4x	4.8x	LOVELLO	50.1	-3.3%	306.4	31.9x	3.9x
FUWANGFOOD	19.3	+9.7%	125.7	NM	1.7x	EBL	25,707	1.4%	6.8x	1.2x	TITASGAS	48.6	-2.0%	297.4	14.0x	0.7x

Top Ten Losers	Close Price (BDT)	Δ%	Turnover (BDT Mn)	PE	PB	Block Trade	Maximum Price (BDT)	Price (BDT)	No. of Trade	Quantity ('000)	Turnover (BDT Mn)
BPML	64.2	-5.2%	139.9	26.1x	1.4x	PTL	104.2	98.0	44.0	2,236	224.37
DAFODILCOM	66.0	-3.8%	0.2	90.4x	4.9x	FORTUNE	122.0	112.0	11.0	470	55.30
ROBI	39.3	-3.7%	198.9	89.6x	3.1x	PENINSULA	42.0	37.5	4.0	514	21.53
ECABLES	145.2	-3.6%	7.3	NM	15.4x	ASIANS	106.9	106.9	2.0	153	16.35
RUNNERAUTO	54.2	-3.6%	8.6	22.0x	0.8x	RAKCERAMIC	57.3	56.5	8.0	259	14.66
BEACHHATCH	28.9	-3.3%	5.5	NM	3.0x	SKICL	82.7	82.7	1.0	73	6.04
LOVELLO	50.1	-3.3%	306.4	31.9x	3.9x	LINDEBD	1,681.0	1,681.0	1.0	3	5.04
PRIMEINSUR	78.1	-3.1%	16.8	23.4x	4.2x	ORIONINFU	98.0	98.0	2.0	50	4.90
ASIANS	94.3	-3.1%	60.7	33.1x	3.4x	KARNAPHULI	44.7	44.7	1.0	100	4.47
DESCO	41.7	-3.0%	28.8	24.0x	0.6x	ICB	130.0	130.0	1.0	32	4.20

*NBFI Sector PE calculation methodology has been modified to reflect positive earnings only.

** The base of the Bond index starts at 100, starting from Jan 13, 2022

Block Trade	Maximum Price (BDT)	Minimum Price (BDT)	Turnover (BDT Mn)	Quantity ('000)	No. of Trade
PTL	104.2	98.0	224.4	2,236	44
FORTUNE	122.0	112.0	55.3	470	11
PENINSULA	42.0	37.5	21.5	514	4
ASIAINS	106.9	106.9	16.3	153	2
RAKCERAMIC	57.3	56.5	14.7	259	8
SKICL	82.7	82.7	6.0	73	1
LINDEBD	1,681.0	1,681.0	5.0	3	1
ORIONINFU	98.0	98.0	4.9	50	2
KARNAPHULI	44.7	44.7	4.5	100	1
ICB	130.0	130.0	4.2	32	1
PHARMAID	672.9	642.1	4.1	6	3
REPUBLIC	55.4	55.4	3.4	62	1
ONEBANKLTD	14.1	14.1	3.4	240	1
RDFOOD	55.8	55.8	3.1	55	1
CVOPRL	235.3	234.0	2.5	11	2
NRBCBANK	27.4	27.4	2.2	80	1
BEXIMCO	162.0	162.0	2.1	13	1
APEXFOOT	327.6	327.6	1.6	5	1
POWERGRID	77.0	77.0	1.5	20	1
MAKSONSPIN	26.5	26.5	1.3	50	1
AL-HAJTEX	80.0	80.0	1.2	15	1
PRIMELIFE	73.9	68.5	1.1	15	2
Total			390.5		100

Upcoming Corporate Events

DSE Ticker	Right Share	Dividend		Event	Date
		Stock	Cash		
Eastern Lubricants	-	20.0%	140.0%	Record Date	18-Jan-22
Meghna Petroleum Limited	-	0.0%	150.0%	Record Date	25-Jan-22
Jamuna Oil Company Limited	-	0.0%	120.0%	Record Date	23-Jan-22
The Dacca Dyeing & Manufacturing Co.Ltd.	-	0.0%	2.0%	Record Date	03-Feb-22
NLI First Mutual Fund	-	0.0%	0.0%	Record Date	06-Feb-22

Important DSE News
AZIZPIPES

As per Regulation 16(1) of the Dhaka Stock Exchange (Listing) Regulations, 2015, the Company has informed that a meeting of the Board of Directors will be held on January 19, 2022 at 4:00 PM to consider, among others, un-audited financial statements of the Company for the Second Quarter (Q2) period ended on December 31, 2021.

CVOPRL

The Company has informed that the Company has signed an agreement with "M/S. M. A. Bashir & Brothers" for purchasing an Oil Tanker, made in Japan, capacity of 2073 Metric Ton. By this Oil Tanker, the Company can ensure the quality, quantity, safety and security of Naphtha. It will save a substantial amount of the carrying cost of Naphtha from Eastern Refinery Limited. Moreover, also have the opportunity to generate extra income by carrying other Company's products. In addition, the Company can use the Oil Tanker for carrying Condensate from Mother Vessel to its storage tank and it will also save the carrying cost of Condensate.

WALTONHIL

As per Regulation 16(1) of the Dhaka Stock Exchange (Listing) Regulations, 2015, the Company has informed that a meeting of the Board of Directors will be held on January 19, 2022 at 3:00 PM to consider, among others, un-audited financial statements of the Company for the Second Quarter (Q2) period ended on December 31, 2021.

PENINSULA

Sayeman Beach Resort Limited (where Mr. Mahboob-Ur-Rahman is the MD of Sayeman Beach Resort Limited and Chairman of The Peninsula Chittagong Limited), has expressed its intention to buy 25,00,000 shares of the Company at prevailing market price (in the Public Market) through Dhaka Stock Exchange within next 30 working days.

ESQUIRENIT

As per Regulation 16(1) of the Dhaka Stock Exchange (Listing) Regulations, 2015, the Company has informed that a meeting of the Board of Directors will be held on January 30, 2022 at 3:00 PM to consider, among others, un-audited financial statements of the Company for the Second Quarter (Q2) period ended on December 31, 2021.

IBNSINA

As per Regulation 16(1) of the Dhaka Stock Exchange (Listing) Regulations, 2015, the Company has informed that a meeting of the Board of Directors will be held on January 20, 2022 at 3:00 PM to consider, among others, un-audited financial statements of the Company for the Second Quarter (Q2) period ended on December 31, 2021.

MONNOCERA

Monno Welfare Foundation, one of the Corporate Directors of the Company, has further reported that it has completed its sale of 23,00,000 shares of the Company at prevailing market price through Dhaka Stock Exchange as per declaration disseminated on 21.12.2021.

Disclaimer: This report has been prepared by BRAC EPL Stock Brokerage Ltd and is provided for information purposes. It is not, under any circumstances, to be used or considered as an offer to sell, or a solicitation of any offer to buy. Reasonable care has been taken to ensure that the information is not untrue and misleading. BRAC EPL Stock Brokerage Ltd makes no representation or warranty as to the accuracy or completeness of such information. All opinions and estimates included in this report constitute our judgment as of this date and are subject to change without notice.