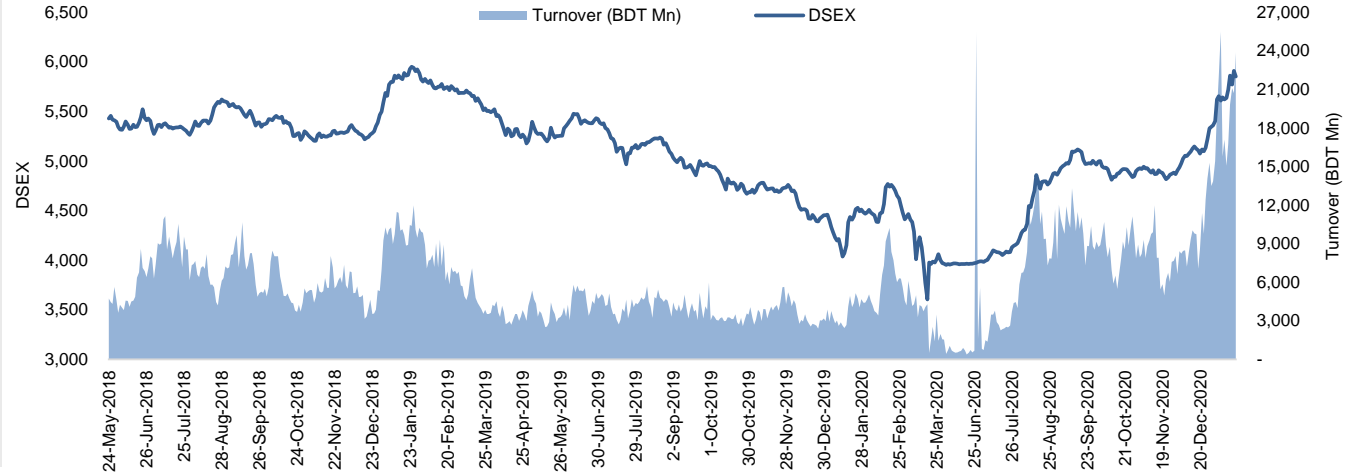


The market closed in red today. The benchmark index DSEX (-1.00%) lost 58.87 points and closed at 5,850.44. The blue-chip index DS30 (-1.25%), the Shariah-based index DSES (-1.83%), and the large-cap index CDSET (-0.53%) closed at 2,208.82, 1,299.32, and 1,269.58 points, respectively. Large-cap sectors posted mixed performance today. Fuel & Power booked the highest gain of 3.05% followed by Food & Allied (+2.85%), and Bank (+2.66%). Engineering experienced the highest loss of 4.95% followed by NBFI (-3.47%), Telecommunication (-3.12%), and Pharmaceutical (-2.50%). Block trades contributed 1.1% of the overall market turnover. Robi Axiata Limited (-8.0%) was the most traded share with a turnover of BDT 2,813 million.

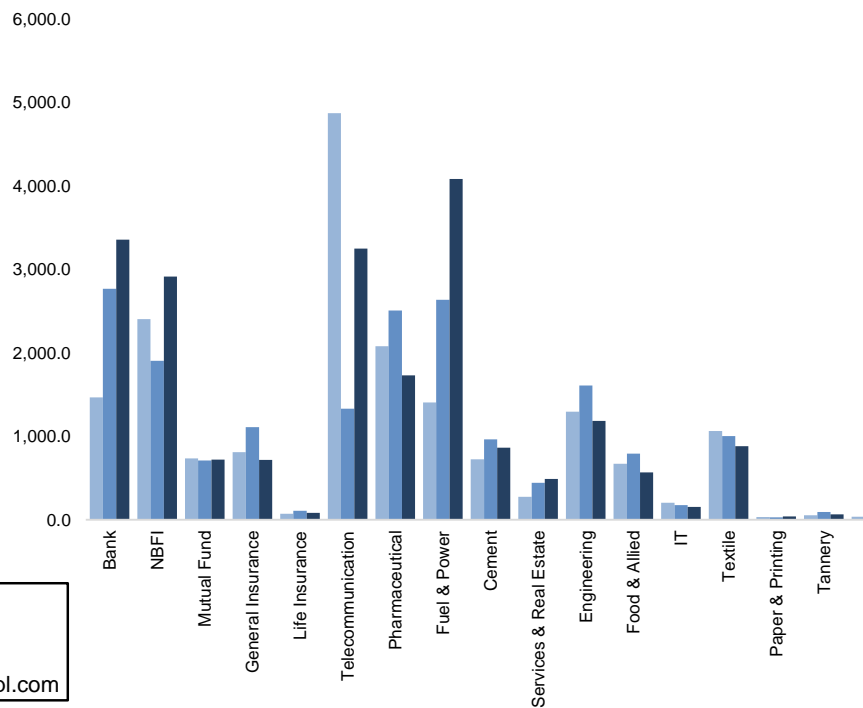


Index	Closing	Opening	Point Δ	%Δ	YTD %Δ
DSEX	5,850.44	5,909.31	-58.87	-1.00%	+8.3%
DS30	2,208.82	2,236.78	-27.96	-1.25%	+12.5%
DSES	1,299.32	1,323.51	-24.19	-1.83%	+4.6%
CDSEI	1,269.58	1,276.30	-6.72	-0.53%	+13.0%

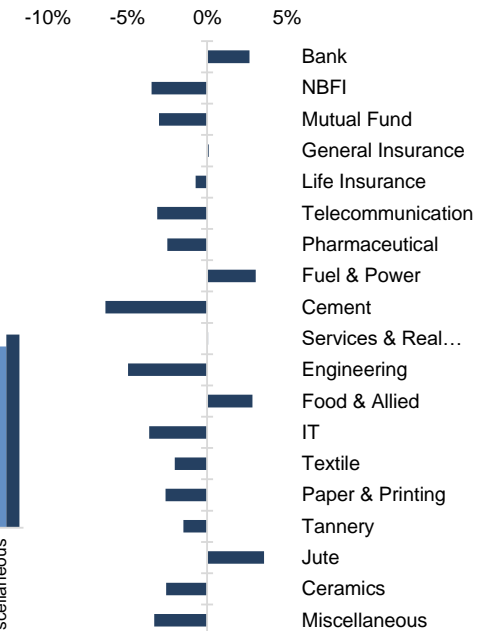
	Advanced	Declined	Unchanged	Total
All Category	72	231	56	359
A Category (Equity)	65	152	46	263
B Category (Equity)	5	43	8	56
N Category (Equity)	1	6	0	7
Z Category (Equity)	1	30	2	33
Mutual Funds	0	31	6	37
Corporate Bonds	1	1	0	2

		Today	Last Day	Daily %Δ
Mcap	Mn BDT	4,959,601	5,017,096	-1.1%
	Mn USD	58,376	59,052	
Turnover	Mn BDT	23,849	20,709	+15.2%
	Mn USD	281	244	
Volume	Mn Shares	727	662	+9.8%
No. of Trade		301,634	264,831	+13.9%

**Figure: Sectorial Turnover (BDT Mn)**



**Figure: Sectorial Mcap Change**



Market PE 20.9x  
Market PB 2.0x

**Md. Rafiqul Islam** Research Associate (880) 1708805229 mrafiqulislam@bracepl.com  
**Md Mahirul Quddus** Research Associate (880) 1709636546 mmahirul.quddus@bracepl.com

Sector Index	Closing	Opening	Points Δ	%Δ	No. of Companies	Mcap (BDT Mn)	% of Total Mcap	Turnover (BDT Mn)	% of Total Turnover	PE	PB	Top Twenty Market Cap	Mcap (BDT Mn)	% of Total Mcap	Turnover (BDT Mn)	PE	PB
Bank	1,520	1,480	+39.38	+2.66%	30	632,349	14.4%	3,355.2	14.2%	8.7x	0.8x	GP	507,983	11.6%	161.4	14.3x	12.0x
NBFI	2,340	2,424	-84.22	-3.47%	23	218,962	5.0%	2,914.5	12.4%	98.3x	3.7x	ROBI	337,847	7.7%	2,812.7	NM	5.1x
Mutual Fund	1,013	1,044	-31.44	-3.01%	37	44,252	1.0%	722.0	3.1%	NM	0.9x	WALTONHIL	320,559	7.3%	176.0	47.2x	4.0x
General Insurance	3,691	3,687	+3.74	+0.10%	37	91,148	2.1%	718.6	3.0%	19.2x	1.8x	BATBC	260,388	5.9%	385.6	22.7x	7.0x
Life Insurance	2,163	2,179	-15.47	-0.71%	12	58,549	1.3%	82.2	0.3%	NM	NM	SQURPHARMA	204,061	4.7%	284.3	14.6x	2.5x
Telecommunication	7,322	7,558	-235.73	-3.12%	3	874,111	19.9%	3,249.0	13.8%	23.7x	7.6x	UPGDCL	164,228	3.7%	453.2	23.2x	5.0x
Pharmaceutical	3,382	3,469	-86.56	-2.50%	31	617,722	14.1%	1,730.1	7.3%	21.9x	2.6x	RENATA	114,316	2.6%	37.8	27.1x	5.3x
Fuel & Power	1,843	1,788	+54.61	+3.05%	20	479,075	10.9%	4,084.7	17.3%	14.8x	1.6x	ICB	92,346	2.1%	47.8	41.6x	2.1x
Cement	1,704	1,821	-116.18	-6.38%	7	107,002	2.4%	863.2	3.7%	40.5x	2.7x	BXPHARMA	83,200	1.9%	778.3	22.3x	2.6x
Services & Real Estate	1,171	1,170	+0.82	+0.07%	8	46,506	1.1%	487.6	2.1%	98.8x	1.0x	BERGERPBL	74,863	1.7%	100.6	33.5x	8.4x
Engineering	3,897	4,100	-203.13	-4.95%	41	493,475	11.3%	1,184.4	5.0%	39.9x	2.2x	LHBL	72,934	1.7%	710.3	35.3x	4.4x
Food & Allied	17,093	16,618	+474.32	+2.85%	19	355,133	8.1%	568.5	2.4%	28.0x	7.7x	BEXIMCO	68,966	1.6%	1,908.0	NM	1.1x
IT	2,160	2,241	-81.17	-3.62%	10	23,889	0.5%	154.9	0.7%	23.4x	2.0x	MARICO	68,519	1.6%	21.6	23.5x	43.0x
Textile	1,093	1,115	-22.63	-2.03%	56	112,364	2.6%	881.9	3.7%	187.0x	0.8x	BRACBANK	67,752	1.5%	153.3	16.0x	1.5x
Paper & Printing	5,397	5,541	-144.25	-2.60%	4	15,300	0.3%	40.7	0.2%	63.0x	1.1x	SUMITPOWER	57,238	1.3%	1,578.0	10.6x	1.6x
Tannery	1,725	1,751	-26.12	-1.49%	6	18,732	0.4%	63.1	0.3%	NM	1.8x	ISLAMIBANK	49,588	1.1%	73.0	8.8x	0.8x
Jute	10,302	9,946	+356.18	+3.58%	3	2,424	0.1%	40.4	0.2%	NM	12.5x	TITASGAS	39,569	0.9%	237.0	11.1x	0.6x
Ceramics	477	490	-12.58	-2.57%	5	24,616	0.6%	139.3	0.6%	64.2x	1.7x	DUTCHBANGL	38,610	0.9%	51.9	8.4x	1.3x
Miscellaneous	3,029	3,133	-103.85	-3.31%	13	169,038	3.9%	2,313.4	9.8%	54.9x	1.8x	OLYMPIC	37,768	0.9%	71.8	18.5x	4.6x
												UNILEVERCL	36,608	0.8%	19.6	39.7x	25.9x

Top Ten Gainers	Close Price (BDT)	Δ%	Turnover (BDT Mn)	PE	PB
CITYBANK	33.4	+9.5%	718.7	10.9x	1.2x
TITASGAS	40.0	+8.4%	237.0	11.1x	0.6x
NBL	9.6	+7.9%	557.4	8.2x	0.6x
SONALIANS	562.6	+7.5%	26.6	NM	2.5x
SAPORTL	34.0	+7.3%	231.6	32.3x	1.0x
SUMITPOWER	53.6	+6.6%	1,578.0	10.6x	1.6x
ISLAMIBANK	30.8	+5.8%	73.0	8.8x	0.8x
FIRSTSBANK	11.0	+5.8%	187.3	4.7x	0.6x
DESCO	41.7	+5.0%	40.9	NM	0.9x
BRACBANK	51.1	+4.7%	153.3	16.0x	1.5x

Top Ten Losers	Close Price (BDT)	Δ%	Turnover (BDT Mn)	PE	PB
JUTESPINN	104.5	-10.0%	0.5	NM	NM
BEXIMCO	78.7	-10.0%	1,908.0	NM	1.1x
CAPMIBLMF	23.6	-9.9%	48.6	NM	2.6x
ALIF	9.1	-9.9%	112.9	17.8x	0.7x
IMAMBUTTON	21.0	-9.9%	1.8	NM	4.4x
ADNTEL	46.8	-9.7%	42.0	16.4x	1.9x
SPCERAMICS	26.8	-9.5%	107.2	NM	0.9x
ALLTEX	10.7	-9.3%	4.0	NM	0.7x
SALAMCRST	21.8	-9.2%	7.9	47.4x	1.1x
AIBL1STIMF	10.0	-9.1%	44.5	NM	1.1x

Top Twenty Free Float Mcap	Free Float Mcap (BDT Mn)	% of Total Free Float Mcap	PE	PB
SQURPHARMA	133,517	8.6%	14.6x	2.5x
BXPHARMA	72,226	4.6%	22.3x	2.6x
BATBC	68,873	4.4%	22.7x	7.0x
RENATA	55,809	3.6%	27.1x	5.3x
GP	50,798	3.3%	14.3x	12.0x
BEXIMCO	47,897	3.1%	NM	1.1x
BRACBANK	37,745	2.4%	16.0x	1.5x
ROBI	33,785	2.2%	NM	5.1x
OLYMPIC	27,295	1.8%	18.5x	4.6x
LHBL	25,760	1.7%	35.3x	4.4x
CITYBANK	24,469	1.6%	10.9x	1.2x
ISLAMIBANK	24,139	1.6%	8.8x	0.8x
EBL	22,559	1.5%	6.9x	1.2x
SUMITPOWER	21,058	1.4%	10.6x	1.6x
NBL	20,315	1.3%	8.2x	0.6x
PUBALIBANK	17,753	1.1%	10.9x	0.8x
UPGDCL	16,423	1.1%	23.2x	5.0x
IFIC	16,365	1.1%	13.9x	0.9x
LANKABAFIN	15,144	1.0%	32.0x	2.4x
ALARABANK	14,173	0.9%	6.7x	1.1x

Most Traded Share	Close Price (BDT)	Δ%	Turnover (BDT Mn)	PE	PB
ROBI	64.5	-8.0%	2,812.7	NM	5.1x
BEXIMCO	78.7	-10.0%	1,908.0	NM	1.1x
LANKABAFIN	42.3	-7.2%	1,680.7	32.0x	2.4x
SUMITPOWER	53.6	+6.6%	1,578.0	10.6x	1.6x
BXPHARMA	186.5	-5.6%	778.3	22.3x	2.6x
CITYBANK	33.4	+9.5%	718.7	10.9x	1.2x
LHBL	62.8	-8.3%	710.3	35.3x	4.4x
IFIC	16.0	-0.6%	601.4	13.9x	0.9x
NBL	9.6	+7.9%	557.4	8.2x	0.6x
BDFINANCE	30.4	+4.1%	504.6	15.2x	1.7x

Block Trade	Maximum Price (BDT)	Minimum Price (BDT)	Turnover (BDT Mn)	Quantity ('000)	No. of
AOL	50	50	0.5	10	1
BATBC	1459	1459	0.5	0	1
BDCOM	24.5	24.5	1.2	50	1
BDFINANCE	29.5	29.5	5.9	200	1
BEACONPHAR	80.5	80.5	0.6	7	1
BXPHARMA	197	197	7.9	40	1
CAPMBDBLMF	12.4	12.4	0.9	70	1
CITYBANK	32.3	32.3	1.3	40	1
FIRSTSBANK	10	10	3.0	300	1
GBBPOWER	22	22	1.2	54	1

Block Trade	Maximum Price (BDT)	Minimum Price (BDT)	Turnover (BDT Mn)	Quantity ('000)	No. of Trade
GP	373	373	14.5	39	2
GREENDELMF	9.1	9.1	0.9	100	1
LANKABAFIN	42	42	1.3	30	1
MATINSPINN	38.5	38.5	13.5	351	1
MLDYEING	49	45	2.4	50	4
NCCBANK	13.9	13.5	6.1	445	2
ROBI	77.1	63.9	23.3	337	3
SKTRIMS	61.9	56	142.7	2,543	4
SSSTEEL	22	21.5	13.1	600	2
UPGDCL	287	287	14.4	50	1
<b>Total</b>			<b>255.0</b>		<b>31</b>

**Important DSE News**
**OLYMPIC**

The Company has informed that the Board of Directors has taken decision to purchase additional 1.75 decimals land for total consideration of Tk. 8,16,000.00. The Purchaser Olympic Industries Limited shall also bear all required registration charges and expenses including Tax, VAT, etc. for purchase of 1.75 decimals land. The land is situated at Mouza - Lolati, Union - Kanchpur, Upazilla - Sonargaon, District - Narayanganj.

**SSSTEEL**

The Company has informed that the Board of Directors has decided to invest approx. Tk. 200.00 Crores to acquire approx. 75% shares of "Southeast Union Ceramic Industries Limited" which is China-Bangladesh joint venture. A state of the art ceramic tiles manufacturing factory located at Katakhal, Bagherhat, Khulna, Bangladesh with a current production capacity of approximate 96.00 million square feet per annum, subject to approval of shareholders in EGM. Venue, date and time of EGM will be notified later.

**ACMELAB**

Ms. Tasneem Sinha, one of the Directors of the Company, has expressed her intention to buy 13,500 shares of the Company at prevailing market price (in the Public Market) through Stock Exchange (DSE) within next 30 working days.

**Upcoming Corporate Events**

DSE Ticker	Right Share	Dividend		Event	Date
		Stock	Cash		
BEACHHATCH	-	0.0%	0.0%	Record Date	18-Jan-21
PADMAOIL	-	0.0%	125.0%	Record Date	18-Jan-21
MPETROLEUM	-	0.0%	150.0%	Record Date	21-Jan-21

**Upcoming IPOs**

Company Name	Event	Opening Date	Closing Date
eGeneration Limited	Subscription	12-01-21	18-01-21
Lub-rref (Bangladesh)	Subscription	26-01-21	01-02-21
NRB Commercial Bank Ltd	Subscription	03-02-21	09-02-21

**Disclaimer:** This report has been prepared by BRAC EPL Stock Brokerage Ltd and is provided for information purposes. It is not, under any circumstances, to be used or considered as an offer to sell, or a solicitation of any offer to buy. Reasonable care has been taken to ensure that the information is not untrue and misleading. BRAC EPL Stock Brokerage Ltd makes no representation or warranty as to the accuracy or completeness of such information. All opinions and estimates included in this report constitute our judgment as of this date and are subject to change without notice.