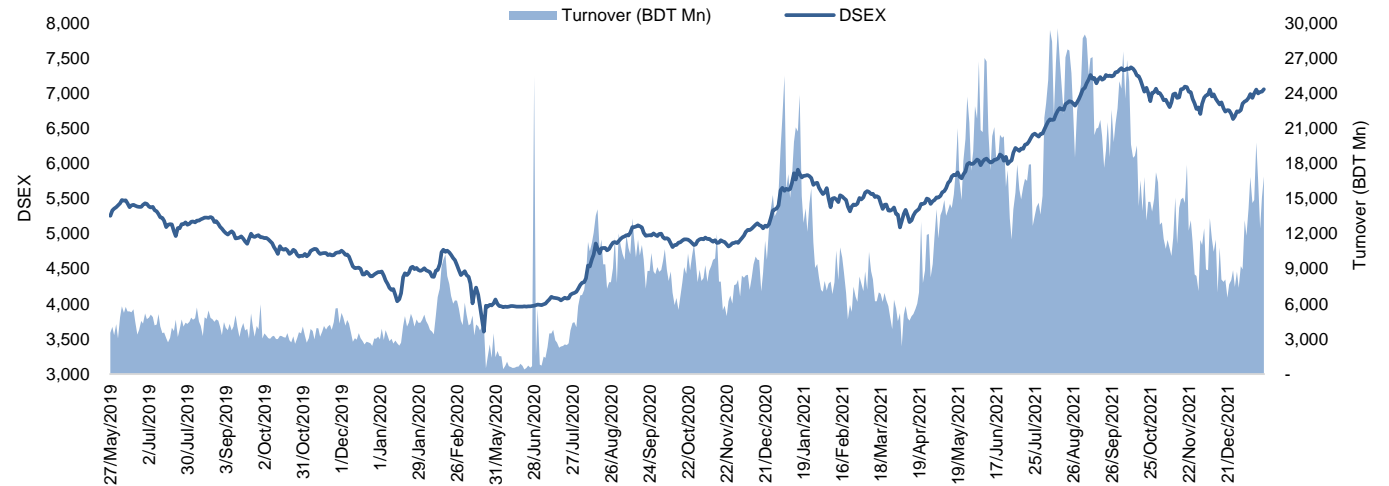


Daily Market Update

The market closed in green today. The benchmark index DSEX (+0.51%) gained 35.67 points and closed at 7,055.27. The bluechip index DS30 (+0.37%), the Shariah-based index DSES (+0.20%), and the large-cap index CDSET (+0.31%) closed at 2,607.83, 1,505.01, and 1,402.63 points, respectively. Large-cap sectors posted mixed performance today. Telecommunication booked the highest gain of 0.80% followed by Pharmaceutical (+0.39%), Bank (+0.38%), Engineering (+0.10%). Fuel & Power experienced the highest loss of 0.73% followed by NBFi (-0.31%), Food & Allied (-0.25%). Block trades contributed 0.5% of the overall market turnover. Bangladesh Shipping Corporation (+9.8%) was the most traded share with a turnover of BDT 1,315 million.



Index	Closing	Opening	Point Δ	%Δ	YTD %Δ
DSEX	7,055.27	7,019.60	+35.67	+0.51%	+4.4%
DS30	2,607.83	2,598.35	+9.49	+0.37%	+3.0%
DSES	1,505.01	1,502.01	+3.00	+0.20%	+5.2%
CDSET	1,402.63	1,398.24	+4.39	+0.31%	+3.2%

	Advanced	Declined	Unchanged	Total
All Category	173	152	54	379
A Category (Equity)	126	92	35	253
B Category (Equity)	26	48	11	85
N Category (Equity)	6	5	0	11
Z Category (Equity)	15	7	8	30
Mutual Funds	5	7	24	36
Corporate Bonds	3	3	0	6

		Today	Last Day	Daily %Δ
Mcap	Mn BDT	5,661,138	5,646,609	+0.3%
	Mn USD	65,981	65,811	
Turnover	Mn BDT	16,867	15,068	+11.9%
	Mn USD	197	176	
Volume	Mn Shares	323	312	+3.5%
No. of Trade		263,750	250,918	+5.1%

Figure: Sectorial Turnover (BDT)

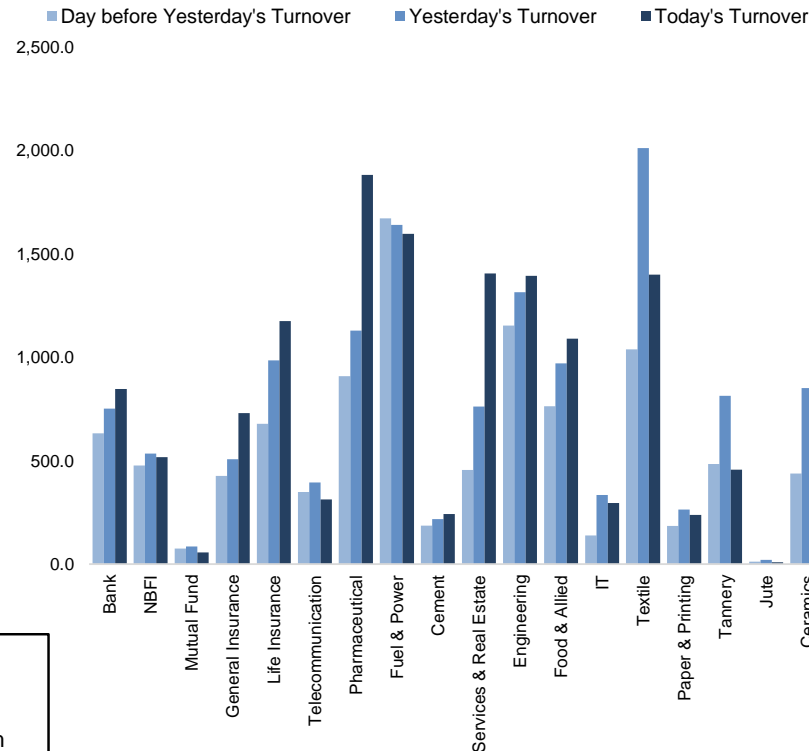
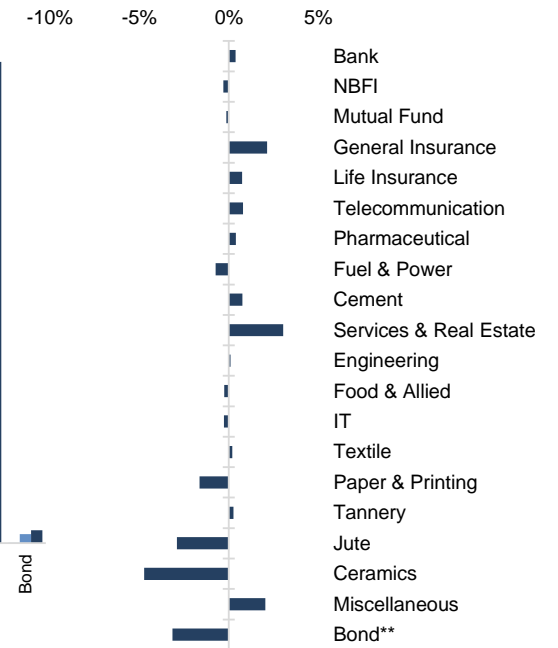


Figure: Sectorial Mcap Change



Market PE 17.7x
Market PB 2.0x

Fahim Hassan Research Associate (880) 1709636546 fahim.hassan@bracepl.com	Md. Mahmudul Hasan Junior Research Associate (880) 1708805201 mmahmudul.hasan@bracepl.com
---	---

Sector Index	Closing	Opening	Points Δ	%Δ	No. of Companies	Mcap (BDT Mn)	% of Total Mcap	Turnover (BDT Mn)	% of Total Turnover	PE	PB	Top Twenty Market Cap	Mcap (BDT Mn)	% of Total Mcap	Turnover (BDT Mn)	PE	PB
Bank	1,618	1,612	+6.14	+0.38%	32	740,164	14.6%	846.4	5.1%	8.2x	0.9x	GP	485,433	9.6%	18.8	13.4x	11.7x
NBFI	2,394	2,402	-7.42	-0.31%	23	234,466	4.6%	516.4	3.1%	NM	4.3x	BATBC	349,380	6.9%	113.7	25.5x	8.7x
Mutual Fund	908	910	-1.28	-0.14%	37	41,652	0.8%	56.1	0.3%	NM	0.8x	WALTONHIL	344,914	6.8%	7.8	22.7x	3.7x
General Insurance	4,501	4,407	+94.20	+2.14%	40	131,209	2.6%	729.8	4.4%	20.4x	2.2x	ROBI	212,136	4.2%	140.9	92.4x	3.2x
Life Insurance	2,918	2,897	+21.52	+0.74%	13	84,141	1.7%	1,174.4	7.1%	NM	NM	SQURPHARMA	195,817	3.9%	46.6	11.5x	2.0x
Telecommunication	6,192	6,143	+49.42	+0.80%	3	734,277	14.5%	312.1	1.9%	18.0x	6.3x	UPGDCL	150,083	3.0%	16.5	13.8x	4.2x
Pharmaceutical	3,962	3,947	+15.36	+0.39%	32	733,948	14.5%	1,880.8	11.4%	19.3x	2.7x	RENATA	141,570	2.8%	9.7	27.2x	5.2x
Fuel & Power	1,963	1,978	-14.53	-0.73%	23	514,391	10.1%	1,595.9	9.6%	12.8x	1.3x	BEXIMCO	129,608	2.6%	900.5	12.9x	1.8x
Cement	2,791	2,770	+21.26	+0.77%	7	139,704	2.8%	242.7	1.5%	19.4x	2.9x	ICB	103,547	2.0%	13.9	73.3x	2.3x
Services & Real Estate	1,503	1,458	+44.48	+3.05%	8	58,913	1.2%	1,404.8	8.5%	NM	1.2x	LHBL	93,491	1.8%	211.7	23.7x	4.8x
Engineering	4,846	4,841	+4.84	+0.10%	42	580,705	11.5%	1,393.7	8.4%	19.3x	2.2x	BXPHERMA	86,903	1.7%	70.1	15.8x	2.3x
Food & Allied	25,838	25,902	-64.01	-0.25%	20	456,446	9.0%	1,090.0	6.6%	31.2x	9.2x	BERGERPBL	83,202	1.6%	4.2	26.7x	6.9x
IT	3,285	3,294	-9.10	-0.28%	11	42,054	0.8%	295.0	1.8%	36.0x	3.0x	BRACBANK	79,493	1.6%	26.5	13.8x	1.6x
Textile	1,588	1,585	+3.04	+0.19%	58	173,907	3.4%	1,399.6	8.4%	37.6x	1.1x	MARICO	72,897	1.4%	2.6	22.1x	31.0x
Paper & Printing	9,284	9,438	-154.37	-1.64%	6	32,973	0.7%	238.2	1.4%	NM	2.3x	BEACONPHAR	55,509	1.1%	28.1	48.0x	9.7x
Tannery	3,770	3,760	+9.76	+0.26%	6	40,735	0.8%	456.7	2.8%	NM	4.1x	POWERGRID	52,172	1.0%	550.3	15.7x	0.6x
Jute	8,685	8,943	-258.23	-2.89%	3	2,038	0.0%	9.0	0.1%	NM	20.5x	ISLAMIBANK	51,520	1.0%	4.5	9.6x	0.8x
Ceramics	809	849	-40.08	-4.72%	5	36,685	0.7%	541.8	3.3%	37.6x	2.3x	DUTCHBANGL	49,841	1.0%	11.3	8.5x	1.4x
Miscellaneous	4,843	4,745	+97.14	+2.05%	14	259,110	5.1%	2,326.1	14.0%	17.2x	2.3x	TITASGAS	45,010	0.9%	306.7	13.1x	0.6x
Bond**	92	95	-3.00	-3.15%	7	33,522	0.7%	61.8	0.4%	NM	NM	SUMITPOWER	42,395	0.8%	16.2	8.0x	1.1x

Top Ten Gainers	Close Price (BDT)	Δ%	Turnover (BDT Mn)	PE	PB
UNIONINS	12.1	+10.0%	0.0	9.4x	0.8x
SAMORITA	116.9	+10.0%	135.2	39.4x	2.2x
ORIONINFU	104.2	+9.9%	234.7	64.1x	7.5x
PRIMELIFE	81.2	+9.9%	22.0	NM	NM
BSC	138.3	+9.8%	1,315.3	16.3x	2.1x
FUWANGFOOD	21.1	+9.3%	329.7	NM	1.8x
PROGRESLIF	112.6	+8.8%	37.0	NM	NM
DOREENPWR	74.6	+8.1%	123.9	9.0x	1.5x
ASIAINS	101.8	+8.0%	124.7	35.7x	3.6x
SAIFPOWER	46.3	+7.7%	1,006.4	25.8x	2.8x

Top Ten Losers	Close Price (BDT)	Δ%	Turnover (BDT Mn)	PE	PB
LOVELLO	46.6	-7.0%	234.4	29.7x	3.6x
RAKCERAMIC	57.0	-6.4%	454.2	28.4x	3.4x
TITASGAS	45.5	-6.4%	306.7	13.1x	0.6x
AMCL(PRAN)	371.4	-6.1%	74.5	66.6x	4.3x
APEXFOOT	294.8	-5.6%	36.7	31.6x	1.2x
CVOPRL	224.5	-5.0%	154.4	NM	22.6x
RANFOUNDRY	214.8	-4.6%	65.3	58.2x	7.1x
KTL	32.7	-4.4%	30.6	69.4x	1.9x
TALLUSPIN	13.3	-4.3%	21.6	NM	1.2x
SAMATALETH	80.1	-4.3%	4.3	NM	5.6x

Top Twenty Free Float Mcap	Free Float Mcap (BDT Mn)	% of Total Free Float Mcap	PE	PB
SQURPHARMA	128,123	6.8%	11.5x	2.0x
BATBC	92,411	4.9%	25.5x	8.7x
BEXIMCO	86,383	4.6%	12.9x	1.8x
RENATA	68,987	3.6%	27.2x	5.2x
BXPHERMA	60,675	3.2%	15.8x	2.3x
GP	48,543	2.6%	13.4x	11.7x
BRACBANK	42,735	2.3%	13.8x	1.6x
BEACONPHAR	38,857	2.0%	48.0x	9.7x
LHBL	33,021	1.7%	23.7x	4.8x
EBL	25,507	1.3%	6.7x	1.2x
ISLAMIBANK	25,080	1.3%	9.6x	0.8x
ROBI	21,214	1.1%	92.4x	3.2x
OLYMPIC	20,659	1.1%	17.5x	3.4x
CITYBANK	19,823	1.0%	6.6x	0.9x
PUBALIBANK	19,370	1.0%	5.3x	0.7x
IFIC	18,190	1.0%	14.4x	1.0x
BSRMLTD	17,701	0.9%	6.4x	1.1x
NBL	17,040	0.9%	6.5x	0.4x
ORIONPHARM	16,919	0.9%	30.4x	1.3x
ALARABANK	16,590	0.9%	10.3x	1.2x

Most Traded Share	Close Price (BDT)	Δ%	Turnover (BDT Mn)	PE	PB
BSC	138.3	+9.8%	1,315.3	16.3x	2.1x
SAIFPOWER	46.3	+7.7%	1,006.4	25.8x	2.8x
BEXIMCO	147.9	+2.0%	900.5	12.9x	1.8x
ORIONPHARM	106.3	+6.8%	759.5	30.4x	1.3x
POWERGRID	73.2	-2.9%	550.3	15.7x	0.6x
RAKCERAMIC	57.0	-6.4%	454.2	28.4x	3.4x
GPHISPAT	63.3	+1.8%	450.2	15.1x	2.2x
FAREASTLIF	104.5	-3.0%	425.9	NM	NM
PTL	107.2	+0.8%	421.8	25.8x	3.9x
FORTUNE	129.3	+1.7%	399.5	55.5x	8.7x

Block Trade	Maximum Price (BDT)	Price (BDT)	No. of Trade	Quantity ('000)	Turnover (BDT Mn)
PTL	105.0	103.8	10.0	888	92.73
FORTUNE	120.0	115.0	4.0	350	41.88
GENEXIL	164.0	162.0	3.0	171	27.72
SAIFPOWER	45.0	41.8	7.0	353	15.17
BEACONPHAR	222.1	222.1	2.0	58	12.77
PRIMELIFE	81.2	81.2	3.0	130	10.56
SONARBAINS	70.0	70.0	1.0	142	9.94
BEXIMCO	158.0	155.0	3.0	56	8.80
GBBPOWER	36.0	36.0	1.0	200	7.20
ASIAINS	103.7	103.7	1.0	67	6.95

*NBFI Sector PE calculation methodology has been modified to reflect positive earnings only.

** The base of the Bond index starts at 100, starting from Jan 13, 2022

Block Trade	Maximum Price (BDT)	Minimum Price (BDT)	Turnover (BDT Mn)	Quantity ('000)	No. of Trade
PTL	105.0	103.8	92.7	888	10
FORTUNE	120.0	115.0	41.9	350	4
GENEXIL	164.0	162.0	27.7	171	3
SAIFPOWER	45.0	41.8	15.2	353	7
BEACONPHAR	222.1	222.1	12.8	58	2
PRIMELIFE	81.2	81.2	10.6	130	3
SONARBAINS	70.0	70.0	9.9	142	1
BEXIMCO	158.0	155.0	8.8	56	3
GBBPOWER	36.0	36.0	7.2	200	1
ASIAINS	103.7	103.7	6.9	67	1
SHEPHERD	29.1	29.1	6.6	228	1
AIL	57.1	57.1	6.1	107	1
RDFOOD	56.2	56.2	5.6	100	1
ORIONPHARM	101.5	96.0	5.0	50	4
PROVATIINS	115.0	112.0	4.9	43	2
NAHEEACP	45.4	45.4	4.2	92	1
BSC	132.0	131.0	2.9	22	2
LOVELLO	50.5	48.0	2.6	52	5
GPHISPAT	62.5	62.5	2.5	40	1
RAKCERAMIC	65.8	64.4	2.3	36	2
SAMORITA	116.9	115.2	2.3	20	2
DELTALIFE	206.8	197.0	2.3	12	4
Total			296.2		79

Upcoming Corporate Events

DSE Ticker	Right Share	Dividend		Event	Date
		Stock	Cash		
Eastern Lubricants	-	20.0%	140.0%	Record Date	18-Jan-22
Meghna Petroleum Limited	-	0.0%	150.0%	Record Date	25-Jan-22
Jamuna Oil Company Limited	-	0.0%	120.0%	Record Date	23-Jan-22
The Dacca Dyeing & Manufacturing Co.Ltd.	-	0.0%	2.0%	Record Date	03-Feb-22
NLI First Mutual Fund	-	0.0%	0.0%	Record Date	06-Feb-22

Important DSE News
MPETROLEUM

As per Regulation 16(1) of the Dhaka Stock Exchange (Listing) Regulations, 2015, the Company has informed that a meeting of the Board of Directors will be held on January 20, 2022 at 4:30 PM to consider, among others, un-audited financial statements of the Company for the Second Quarter (Q2) period ended December 31, 2021.

MEGCONMILK

As per Regulation 16(1) of the Dhaka Stock Exchange (Listing) Regulations, 2015, the Company has informed that a meeting of the Board of Directors will be held on January 30, 2022 at 2:35 PM to consider, among others, un-audited financial statements of the Company for the Second Quarter (Q2) period ended December 31, 2021.

MEGHNAPET

As per Regulation 16(1) of the Dhaka Stock Exchange (Listing) Regulations, 2015, the Company has informed that a meeting of the Board of Directors will be held on January 30, 2022 at 3:00 PM to consider, among others, un-audited financial statements of the Company for the Second Quarter (Q2) period ended December 31, 2021.

SAVAREFR

As per Regulation 16(1) of the Dhaka Stock Exchange (Listing) Regulations, 2015, the Company has informed that a meeting of the Board of Directors will be held on January 23, 2022 at 3:00 PM to consider, among others, un-audited financial statements of the Company for the Second Quarter (Q2) period ended December 31, 2021.

SINGERBD

As per Regulation 19(1) of the Dhaka Stock Exchange (Listing) Regulations, 2015, the Company has informed that a meeting of the Board of Directors will be held on January 25, 2022 at 3:30 PM to consider, among others, audited financial statements of the Company for the year ended December 31, 2021.

BBSCABLES

Bangladesh Building Systems Ltd., one of the Corporate Directors of the Company, has further reported that it has completed its sale of 11,00,000 shares of the Company at prevailing market price through Chittagong Stock Exchange as per declaration disseminated on 12.01.2022.

Disclaimer: This report has been prepared by BRAC EPL Stock Brokerage Ltd and is provided for information purposes. It is not, under any circumstances, to be used or considered as an offer to sell, or a solicitation of any offer to buy. Reasonable care has been taken to ensure that the information is not untrue and misleading. BRAC EPL Stock Brokerage Ltd makes no representation or warranty as to the accuracy or completeness of such information. All opinions and estimates included in this report constitute our judgment as of this date and are subject to change without notice.