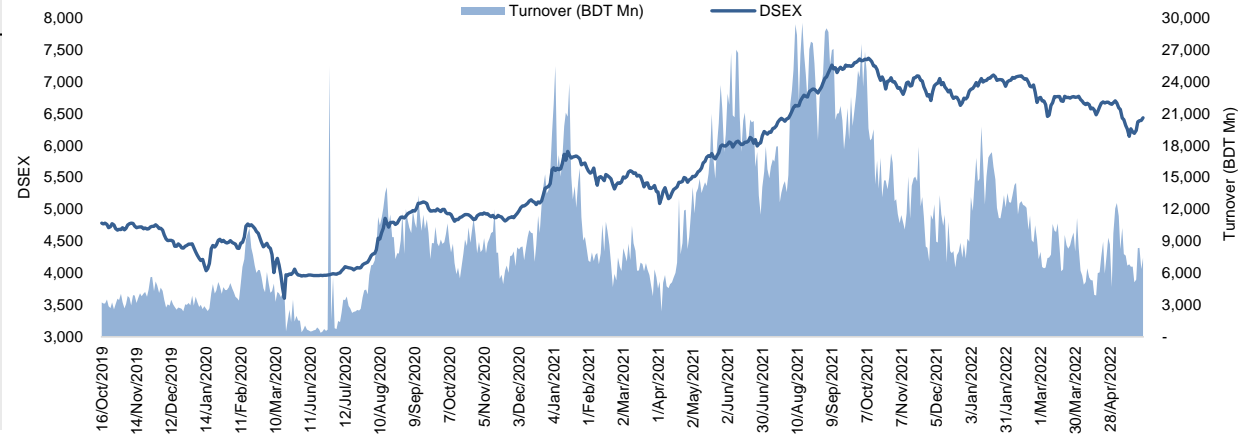


The market closed in green today. The benchmark index DSEX (+0.63%) gained 40.31 points and closed at 6,433.17. The blue-chip index DS30 (+0.24%), the Shariah-based index DSES (+0.64%), and the large-cap index CDSET (+0.16%) closed at 2,355.86, 1,412.56, and 1,285.50 points, respectively. Most of the large-cap sectors posted positive performance today. NBF1 booked the highest gain of 1.60% followed by Engineering (+1.00%), Fuel & Power (+0.74%), Food & Allied (+0.55%), Pharmaceutical (+0.47%), Telecommunication (-0.25%), and Bank (-0.56%), respectively. Block trades contributed 0.7% of the overall market turnover. Bangladesh Export Import Company Ltd. (-0.4%) was the most traded share with a turnover of BDT 352 million.



Index	Closing	Opening	Point Δ	%Δ	YTD %Δ
DSEX	6,433.17	6,392.86	+40.31	+0.63%	-4.8%
DS30	2,355.86	2,350.25	+5.61	+0.24%	-7.0%
DSES	1,412.56	1,403.53	+9.03	+0.64%	-1.3%
CDSET	1,285.50	1,283.50	+2.00	+0.16%	-5.4%

	Advanced	Declined	Unchanged	Total
All Category	281	51	47	379
A Category (Equity)	192	36	33	261
B Category (Equity)	68	11	10	89
N Category (Equity)	3	2	1	6
Z Category (Equity)	18	2	3	23
Mutual Funds	19	0	16	35
Corporate Bonds	1	2	1	4

		Today	Last Day	Daily %Δ
Mcap	Mn BDT	5,192,032	5,167,653	
	Mn USD	60,372	60,089	+0.5%
Turnover	Mn BDT	7,431	6,379	
	Mn USD	86	74	+16.5%
Volume	Mn Shares	207	175	+18.1%
	No. of Trade	162,282	138,655	+17.0%

Figure: Sectorial Turnover (BDT)

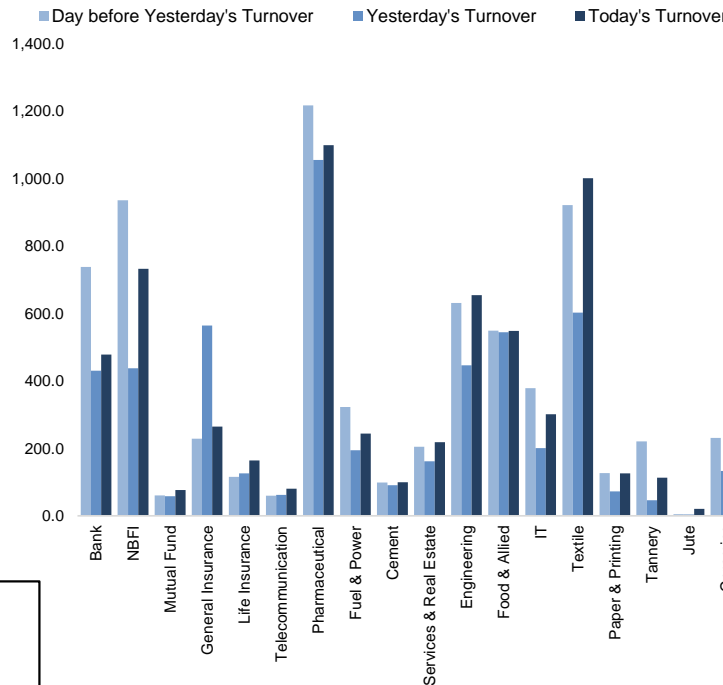
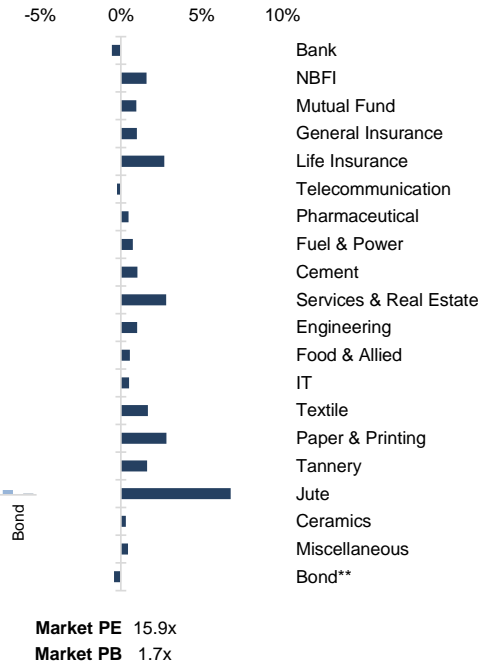


Figure: Sectorial Mcap Change



Fahim Hassan Research Associate (880) 1709636546 fahim.hassan@bracepl.com	Billal Hossain Research Associate (880) 1708805229 billal.hossain@bracepl.com
---	---

Sector Index	Closing	Opening	Points Δ	%Δ	No. of Companies	Mcap (BDT Mn)	% of Total Mcap	Turnover (BDT Mn)	% of Total Turnover	PE	PB	Top Twenty Market Cap	Mcap (BDT Mn)	% of Total Mcap	Turnover (BDT Mn)	PE	PB
Bank	1,430	1,438	-8.12	-0.56%	33	657,290	14.4%	478.1	6.6%	7.8x	0.8x	GP	414,272	9.1%	32.9	12.4x	7.1x
NBFI	2,038	2,006	+32.02	+1.60%	23	200,527	4.4%	732.3	10.1%	NM	3.6x	WALTONHIL	328,586	7.2%	2.8	23.0x	3.4x
Mutual Fund	877	868	+8.38	+0.97%	36	38,800	0.9%	76.1	1.1%	NM	0.8x	BATBC	297,486	6.5%	47.1	19.5x	9.1x
General Insurance	3,364	3,331	+32.83	+0.99%	40	98,852	2.2%	264.4	3.6%	15.7x	1.6x	SQURPHARMA	192,626	4.2%	123.4	10.4x	1.9x
Life Insurance	2,346	2,284	+61.41	+2.69%	13	65,889	1.4%	163.9	2.3%	NM	NM	ROBI	152,948	3.4%	32.1	83.4x	2.3x
Telecommunication	5,115	5,128	-12.60	-0.25%	3	603,037	13.2%	80.4	1.1%	16.1x	4.4x	UPGDCL	144,692	3.2%	2.2	11.7x	4.4x
Pharmaceutical	3,836	3,818	+18.09	+0.47%	32	720,129	15.8%	1,098.3	15.2%	17.7x	2.6x	RENATA	143,499	3.1%	10.7	25.9x	5.0x
Fuel & Power	1,791	1,778	+13.22	+0.74%	23	467,254	10.3%	243.9	3.4%	11.6x	1.2x	BEXIMCO	117,777	2.6%	351.6	8.2x	1.5x
Cement	2,505	2,480	+25.30	+1.02%	7	122,665	2.7%	99.7	1.4%	26.0x	2.7x	LHBL	84,664	1.9%	59.6	22.4x	4.8x
Services & Real Estate	1,446	1,407	+39.43	+2.80%	8	54,965	1.2%	218.2	3.0%	89.8x	1.1x	ICB	82,113	1.8%	3.2	46.5x	1.8x
Engineering	4,687	4,641	+46.53	+1.00%	42	548,030	12.0%	654.0	9.0%	19.0x	1.9x	BERGERPBL	80,211	1.8%	1.4	27.6x	7.6x
Food & Allied	22,336	22,214	+122.58	+0.55%	21	397,098	8.7%	548.0	7.6%	24.0x	9.3x	BXPBARMA	73,965	1.6%	179.1	12.9x	1.9x
IT	2,756	2,742	+14.11	+0.51%	11	34,881	0.8%	301.1	4.2%	28.3x	2.4x	MARICO	73,908	1.6%	5.6	20.8x	27.5x
Textile	1,575	1,549	+25.82	+1.67%	58	170,151	3.7%	1,000.2	13.8%	24.2x	1.0x	BEACONPHAR	66,459	1.5%	16.9	71.0x	11.4x
Paper & Printing	7,570	7,362	+207.53	+2.82%	6	27,087	0.6%	125.8	1.7%	NM	1.9x	BRACBANK	56,105	1.2%	42.4	10.6x	1.0x
Tannery	3,490	3,435	+55.56	+1.62%	6	37,255	0.8%	112.7	1.6%	52.6x	3.7x	ISLAMIBANK	51,520	1.1%	2.1	10.5x	0.8x
Jute	8,708	8,153	+554.32	+6.80%	3	2,004	0.0%	20.9	0.3%	NM	30.4x	DUTCHBANGL	41,492	0.9%	3.0	7.2x	1.1x
Ceramics	701	699	+2.16	+0.31%	5	31,561	0.7%	200.7	2.8%	29.6x	1.9x	POWERGRID	40,839	0.9%	12.7	11.1x	0.4x
Miscellaneous	4,450	4,430	+19.79	+0.45%	15	247,149	5.4%	824.7	11.4%	12.2x	2.1x	SUMITPOWER	40,366	0.9%	4.6	9.6x	1.1x
Bond**	87	88	-0.38	-0.43%	8	32,595	0.7%	3.3	0.0%	NM	NM	TITASGAS	37,887	0.8%	8.6	11.3x	0.5x

Top Ten Gainers	Close Price (BDT)	Δ%	Turnover (BDT Mn)	PE	PB
BANGAS	142.0	+10.0%	37.2	NM	6.7x
RANFOUNDRY	189.5	+10.0%	31.4	50.5x	6.3x
USMANIAGL	73.9	+10.0%	21.2	69.1x	0.9x
ARAMITCEM	28.7	+10.0%	8.8	NM	1.3x
PAPERPROC	206.9	+9.7%	52.1	67.8x	7.0x
RAHIMAFOD	293.3	+8.8%	52.7	NM	31.9x
MONNOAGML	505.9	+8.7%	9.4	NM	33.5x
AMCL(PRAN)	295.9	+8.7%	18.1	52.3x	3.4x
BDLAMP	287.1	+8.7%	47.7	36.3x	3.1x
MONOSPOOL	201.3	+8.6%	24.7	66.1x	4.8x

Top Twenty Free Float Mcap	Free Float Mcap (BDT Mn)	% of Total Free Float Mcap	PE	PB
SQURPHARMA	126,035	7.3%	10.4x	1.9x
BATBC	78,685	4.6%	19.5x	9.1x
BEXIMCO	78,499	4.6%	8.2x	1.5x
RENATA	69,927	4.1%	25.9x	5.0x
BXPBARMA	51,643	3.0%	12.9x	1.9x
BEACONPHAR	46,521	2.7%	71.0x	11.4x
GP	41,427	2.4%	12.4x	7.1x
BRACBANK	30,162	1.8%	10.6x	1.0x
LHBL	29,903	1.7%	22.4x	4.8x
ISLAMIBANK	25,080	1.5%	10.5x	0.8x
EBL	22,311	1.3%	6.7x	1.0x
NBL	17,501	1.0%	NM	0.5x
PUBALIBANK	17,328	1.0%	5.5x	0.6x
CITYBANK	17,022	1.0%	4.7x	0.8x
ALARABANK	16,404	1.0%	12.1x	1.2x
OLYMPIC	16,024	0.9%	15.2x	2.9x
BSRMLTD	15,987	0.9%	5.5x	0.7x
ROBI	15,295	0.9%	83.4x	2.3x
ORIONPHARM	14,978	0.9%	22.9x	1.1x
SUMITPOWER	14,851	0.9%	9.6x	1.1x

Most Traded Share	Close Price (BDT)	Δ%	Turnover (BDT Mn)	PE	PB
BEXIMCO	134.4	-0.4%	351.6	8.2x	1.5x
IPDC	55.6	+5.7%	291.5	23.0x	3.1x
ORIONPHARM	94.1	+1.7%	281.3	22.9x	1.1x
GSPFINANCE	34.1	+2.1%	225.9	21.0x	1.8x
BSC	120.9	+4.5%	212.8	9.0x	1.7x
BXPBARMA	165.8	+0.2%	179.1	12.9x	1.9x
GENEXIL	88.9	+0.8%	171.6	26.2x	4.8x
JHRML	76.7	-0.8%	151.8	36.9x	2.5x
SPCERAMICS	37.0	-1.9%	134.0	83.0x	1.2x
SQURPHARMA	217.3	+0.6%	123.4	10.4x	1.9x

Top Ten Losers	Close Price (BDT)	Δ%	Turnover (BDT Mn)	PE	PB
SIBL	13.4	-5.6%	4.6	8.3x	0.7x
SHAHJABANK	19.6	-2.0%	1.7	7.8x	1.0x
MERCANBANK	14.8	-2.0%	12.4	4.0x	0.6x
ZEALBANGLA	170.4	-2.0%	3.0	NM	NM
BRACBANK	40.3	-1.9%	42.4	10.6x	1.0x
DAFODILCOM	71.0	-1.9%	0.1	95.9x	5.3x
SPCERAMICS	37.0	-1.9%	134.0	83.0x	1.2x
EXIMBANK	11.3	-1.7%	4.7	6.7x	0.5x
ONEBANKLTD	11.4	-1.7%	16.8	20.6x	0.6x
ISLAMICFIN	23.2	-1.7%	29.3	19.2x	1.5x

Block Trade	Maximum Price (BDT)	Minimum Price (BDT)	No. of Trade	Quantity ('000)	Turnover (BDT Mn)
ALARABANK	26.1	26.1	2.0	2,200	57.42
IPDC	52.6	52.6	4.0	506	26.59
DSSL	18.5	18.5	2.0	700	12.95
SQURPHARMA	217.5	215.0	2.0	49	10.71
HRTEX	72.5	72.4	6.0	143	10.32
MERCANBANK	15.0	15.0	1.0	532	7.98
BDCOM	33.5	33.5	1.0	200	6.70
REPUBLIC	49.6	49.6	2.0	106	5.24
BEACONPHAR	299.0	299.0	1.0	16	4.78
AL-HAJTEX	95.0	94.0	3.0	47	4.43

*NBFI Sector PE calculation methodology has been modified to reflect positive earnings only.

** The base of the Bond index starts at 100, starting from Jan 13, 2022

Block Trade	Maximum Price (BDT)	Minimum Price (BDT)	Turnover (BDT Mn)	Quantity ('000)	No. of Trade
ALARABANK	26.1	26.1	57.4	2,200	2
IPDC	52.6	52.6	26.6	506	4
DSSL	18.5	18.5	13.0	700	2
SQURPHARMA	217.5	215.0	10.7	49	2
HRTEX	72.5	72.4	10.3	143	6
MERCANBANK	15.0	15.0	8.0	532	1
BDCOM	33.5	33.5	6.7	200	1
REPUBLIC	49.6	49.6	5.2	106	2
BEACONPHAR	299.0	299.0	4.8	16	1
AL-HAJTEX	95.0	94.0	4.4	47	3
GSPFINANCE	33.4	32.8	4.3	129	2
BRACBANK	41.7	41.7	4.2	100	1
KTL	32.5	32.5	3.0	92	3
PROVATIINS	72.0	65.0	2.8	42	4
MPETROLEUM	204.0	204.0	2.7	13	1
GENEXIL	95.2	95.2	2.5	26	1
BSC	114.3	114.3	2.4	21	1
LOVELLO	41.5	41.5	2.1	50	1
FAREASTLIF	91.5	91.4	1.9	21	2
GPHISPAT	53.0	53.0	1.9	35	1
SUNLIFEINS	45.4	44.2	1.6	37	3
NRBCBANK	23.6	23.6	1.4	60	1
Total			184.3		54

Important DSE News
KTL

(Q3 Un-audited): EPS was Tk. 0.20 for January-March 2022 as against Tk. 0.29 for January-March 2021; EPS was Tk. 1.05 for July 2021-March 2022 as against Tk. 0.90 for July 2020-March 2021. NOCFPS was Tk. 0.27 for July 2021-March 2022 as against Tk. 0.07 for July 2020-March 2021. NAV per share was Tk. 17.07 as on March 31, 2022 and Tk. 16.71 as on June 30, 2021. EPS increased for the period July 1, 2021 to March 31, 2022 compared to the previous year due to huge efficiency at Cost of Goods Sold and Operating Costs.

IBP

Mr. Md. Bellal Khan, one of the Sponsors of the Company, has further informed that he has completed his sale of 34,48,306 shares whereas Mr. A.F.M Anowarul Huq (Managing Director), one of the Sponsor Directors of the company has further informed that he has completed his buying of 34,48,306 shares of the company through Dhaka Stock Exchange as per declaration disseminated on 19.05.2022.

Upcoming Corporate Events

DSE Ticker	Right Share	Dividend		Event	Date
		Stock	Cash		
Standard Bank Limited	-	3.0%	3.0%	Record Date	2-Jun-22
Trust Bank Limited	-	10.0%	12.5%	Record Date	5-Jun-22
Karnaphuli Insurance Company Ltd.	-	0.0%	12.0%	Record Date	6-Jun-22
National Credit and Commerce Bank Ltd.	-	4.0%	12.0%	Record Date	8-Jun-22
Al-Arafah Islami Bank Ltd	-	0.0%	15.0%	Record Date	8-Jun-22
Rupali Insurance Company Ltd.	-	0.0%	10.0%	Record Date	8-Jun-22
Eastland Insurance Company Ltd.	-	0.0%	10.0%	Record Date	9-Jun-22
Rupali Bank Ltd.	-	2.0%	0.0%	Record Date	12-Jun-22
Southeast Bank Ltd.	-	4.0%	8.0%	Record Date	12-Jun-22
One Bank Limited	-	5.0%	0.0%	Record Date	13-Jun-22
National Bank Ltd.	-	0.0%	0.0%	Record Date	16-Jun-22
Islami Insurance Bangladesh Limited	-	0.0%	12.5%	Record Date	20-Jun-22
Berger Paints Bangladesh Ltd.	-	0.0%	100.0%	Record Date	26-Jun-22
Kay & Que (Bangladesh) Ltd.	-	0.0%	5.0%	Record Date	Notify later

Disclaimer: This report has been prepared by BRAC EPL Stock Brokerage Ltd and is provided for information purposes. It is not, under any circumstances, to be used or considered as an offer to sell, or a solicitation of any offer to buy. Reasonable care has been taken to ensure that the information is not untrue and misleading. BRAC EPL Stock Brokerage Ltd makes no representation or warranty as to the accuracy or completeness of such information. All opinions and estimates included in this report constitute our judgment as of this date and are subject to change without notice.