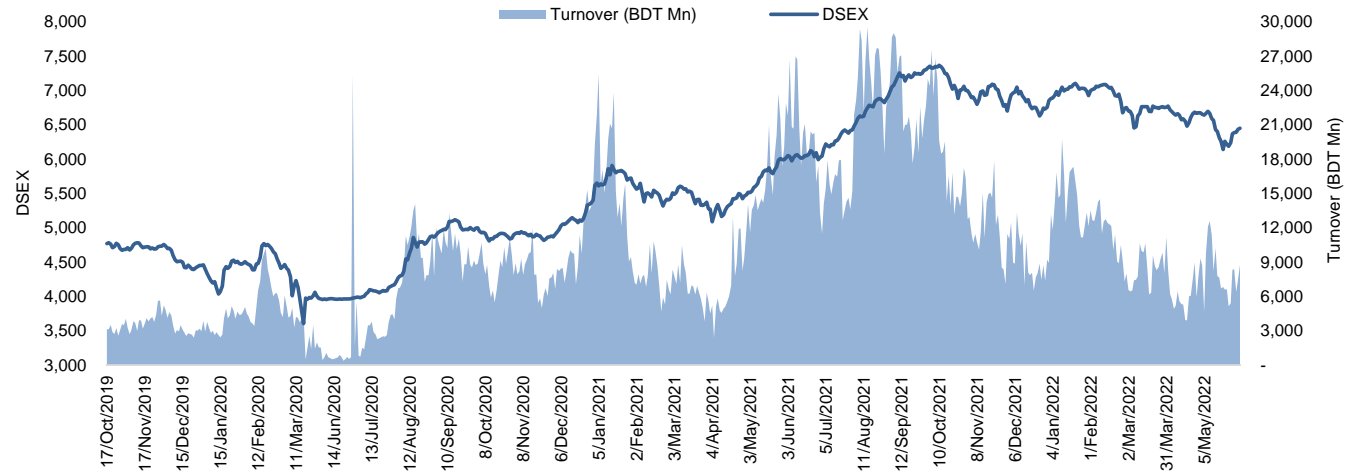


The market closed in green today. The benchmark index DSEX (+0.29%) gained 18.36 points and closed at 6,451.53. The blue-chip index DS30 (-0.01%), the Shariah-based index DSES (+0.22%), and the large-cap index CDSET (-0.01%) closed at 2,355.68, 1,415.72, and 1,285.40 points, respectively. Most of the large-cap sectors posted positive performance today. Food & Allied booked the highest gain of 0.79% followed by Pharmaceutical (+0.25%), Engineering (+0.16%), NBF1 (+0.14%), Fuel & Power (+0.06%), Bank (-0.11%), and Telecommunication (-0.35%), respectively. Block trades contributed 0.8% of the overall market turnover. Bangladesh Export Import Company Ltd. (+0.3%) was the most traded share with a turnover of BDT 503 million.



Index	Closing	Opening	Point Δ	%Δ	YTD %Δ
DSEX	6,451.53	6,433.17	+18.36	+0.29%	-4.5%
DS30	2,355.68	2,355.86	-0.18	-0.01%	-7.0%
DSES	1,415.72	1,412.56	+3.16	+0.22%	-1.1%
CDSET	1,285.40	1,285.50	-0.10	-0.01%	-5.4%

	Advanced	Declined	Unchanged	Total
All Category	179	146	55	380
A Category (Equity)	119	109	34	262
B Category (Equity)	42	32	15	89
N Category (Equity)	2	3	1	6
Z Category (Equity)	16	2	5	23
Mutual Funds	4	11	20	35
Corporate Bonds	2	1	2	5

	Today	Last Day	Daily %Δ	
Mcap	Mn BDT	5,202,772	5,192,032	
	Mn USD	60,497	60,372	+0.2%
Turnover	Mn BDT	8,751	7,431	+17.8%
	Mn USD	102	86	
Volume	Mn Shares	243	207	+17.6%
No. of Trade		181,579	162,282	+11.9%

Figure: Sectorial Turnover (BDT)

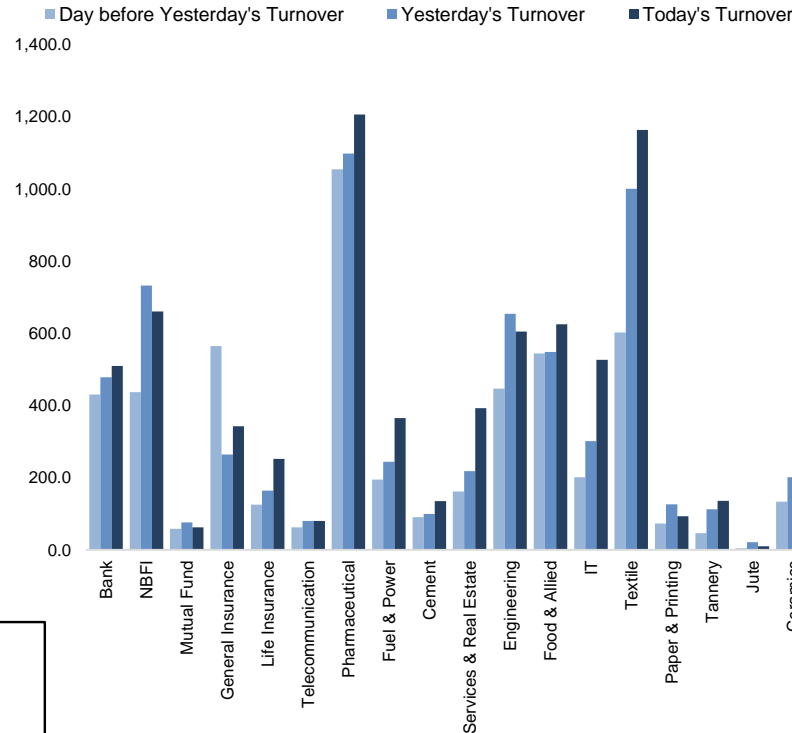
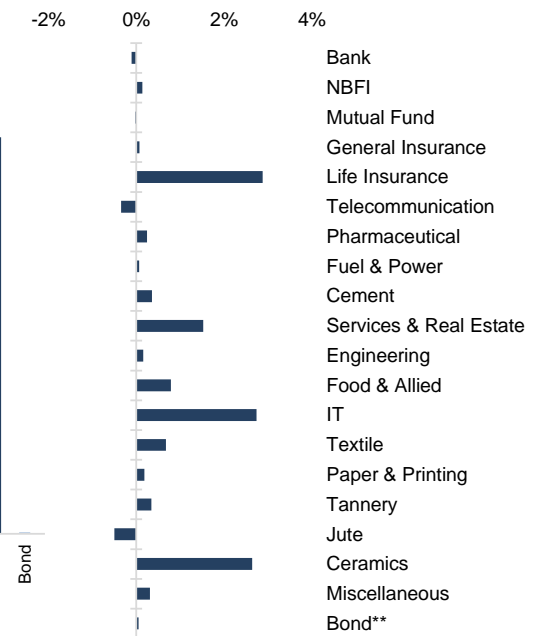


Figure: Sectorial Mcap Change



Market PE 16.0x
Market PB 1.8x

Fahim Hassan Research Associate (880) 1709636546 fahim.hassan@bracepl.com	Billal Hossain Research Associate (880) 1708805229 billal.hossain@bracepl.com
-------------------------------------------------------------------------------------------	-----------------------------------------------------------------------------------------------

Sector Index	Closing	Opening	Points Δ	%Δ	No. of Companies	Mcap (BDT Mn)	% of Total Mcap	Turnover (BDT Mn)	% of Total Turnover	PE	PB	Top Twenty Market Cap	Mcap (BDT Mn)	% of Total Mcap	Turnover (BDT Mn)	PE	PB
Bank	1,429	1,430	-1.54	-0.11%	33	656,583	14.4%	509.8	6.0%	7.8x	0.8x	GP	411,031	9.0%	27.9	12.3x	7.1x
NBFI	2,041	2,038	+2.89	+0.14%	23	200,811	4.4%	660.4	7.8%	NM	3.6x	WALTONHIL	329,404	7.2%	1.9	23.0x	3.4x
Mutual Fund	876	877	-0.24	-0.03%	36	38,789	0.8%	62.0	0.7%	NM	0.8x	BATBC	300,078	6.6%	34.2	19.7x	9.1x
General Insurance	3,367	3,364	+2.53	+0.08%	40	98,927	2.2%	342.3	4.0%	15.7x	1.6x	SQURPHARMA	193,601	4.2%	27.1	10.5x	1.9x
Life Insurance	2,413	2,346	+67.64	+2.88%	13	67,789	1.5%	252.1	3.0%	NM	NM	ROBI	154,519	3.4%	25.9	84.3x	2.3x
Telecommunication	5,097	5,115	-17.66	-0.35%	3	600,956	13.2%	79.8	0.9%	16.0x	4.4x	UPGCL	145,330	3.2%	4.7	11.8x	4.4x
Pharmaceutical	3,846	3,836	+9.52	+0.25%	32	721,916	15.8%	1,206.0	14.2%	17.8x	2.6x	RENATA	143,424	3.1%	14.4	25.9x	5.0x
Fuel & Power	1,792	1,791	+1.16	+0.06%	23	467,556	10.2%	364.9	4.3%	11.6x	1.2x	BEXIMCO	118,128	2.6%	502.5	8.2x	1.5x
Cement	2,514	2,505	+8.99	+0.36%	7	123,105	2.7%	134.9	1.6%	26.1x	2.7x	LHBL	84,432	1.8%	68.6	22.3x	4.8x
Services & Real Estate	1,468	1,446	+22.11	+1.53%	8	55,806	1.2%	392.5	4.6%	91.2x	1.1x	ICB	82,516	1.8%	5.7	46.7x	1.8x
Engineering	4,695	4,687	+7.61	+0.16%	42	548,920	12.0%	604.7	7.1%	19.1x	1.9x	BERGERPBL	79,988	1.8%	0.4	27.5x	7.6x
Food & Allied	22,513	22,336	+176.58	+0.79%	21	400,237	8.8%	624.5	7.3%	24.2x	9.4x	MARICO	74,044	1.6%	3.2	20.8x	27.5x
IT	2,832	2,756	+75.57	+2.74%	11	35,838	0.8%	526.5	6.2%	29.1x	2.5x	BXPBARMA	73,742	1.6%	63.1	12.9x	1.9x
Textile	1,585	1,575	+10.71	+0.68%	58	171,308	3.8%	1,163.5	13.7%	24.3x	1.1x	BEACONPHAR	65,974	1.4%	12.4	70.5x	11.3x
Paper & Printing	7,584	7,570	+14.31	+0.19%	6	27,138	0.6%	92.5	1.1%	NM	1.9x	BRACBANK	55,687	1.2%	61.1	10.5x	1.0x
Tannery	3,502	3,490	+12.12	+0.35%	6	37,384	0.8%	135.7	1.6%	52.8x	3.7x	ISLAMIBANK	51,359	1.1%	8.0	10.4x	0.8x
Jute	8,664	8,708	-43.48	-0.50%	3	1,994	0.0%	9.5	0.1%	NM	30.2x	DUTCHBANGL	41,745	0.9%	7.5	7.2x	1.1x
Ceramics	719	701	+18.52	+2.64%	5	32,395	0.7%	239.2	2.8%	30.4x	1.9x	POWERGRID	40,483	0.9%	32.0	11.0x	0.4x
Miscellaneous	4,464	4,450	+14.02	+0.31%	15	247,928	5.4%	1,098.5	12.9%	12.3x	2.1x	SUMITPOWER	40,152	0.9%	7.1	9.6x	1.1x
Bond**	87	87	+0.05	+0.05%	8	32,613	0.7%	2.1	0.0%	NM	NM	TITASGAS	37,689	0.8%	21.6	11.3x	0.5x

Top Ten Gainers	Close Price (BDT)	Δ%	Turnover (BDT Mn)	PE	PB
MEGCONMILK	20.9	+10.0%	4.2	NM	NM
ARAMITCEM	31.5	+9.8%	16.1	NM	1.5x
MEGHANPET	28.4	+9.7%	2.9	NM	NM
PENINSULA	32.9	+9.3%	71.6	49.1x	1.1x
BDCOM	34.6	+9.1%	195.5	23.1x	2.2x
RINGSHINE	11.3	+8.7%	184.1	39.0x	0.6x
AFCAGRO	25.8	+8.4%	36.1	62.9x	1.4x
PRIMELIFE	62.7	+7.7%	11.9	NM	NM
EASTRNLAB	1,711.9	+6.3%	10.9	94.9x	9.4x
AGNISYSL	23.9	+5.8%	73.5	28.5x	1.6x

Top Twenty Free Float Mcap	Free Float Mcap (BDT Mn)	% of Total Free Float Mcap	PE	PB
SQURPHARMA	126,673	7.3%	10.5x	1.9x
BATBC	79,371	4.6%	19.7x	9.1x
BEXIMCO	78,732	4.6%	8.2x	1.5x
RENATA	69,891	4.1%	25.9x	5.0x
BXPBARMA	51,487	3.0%	12.9x	1.9x
BEACONPHAR	46,182	2.7%	70.5x	11.3x
GP	41,103	2.4%	12.3x	7.1x
BRACBANK	29,937	1.7%	10.5x	1.0x
LHBL	29,821	1.7%	22.3x	4.8x
ISLAMIBANK	25,001	1.5%	10.4x	0.8x
EBL	22,244	1.3%	6.7x	1.0x
PUBALIBANK	17,821	1.0%	5.7x	0.6x
NBL	17,731	1.0%	NM	0.5x
CITYBANK	16,950	1.0%	4.7x	0.8x
OLYMPIC	16,237	0.9%	15.4x	2.9x
ALARABANK	16,219	0.9%	12.0x	1.2x
BSRMLTD	15,939	0.9%	5.5x	0.7x
ROBI	15,452	0.9%	84.3x	2.3x
ORIONPHARM	14,850	0.9%	22.7x	1.1x
SUMITPOWER	14,772	0.9%	9.6x	1.1x

Most Traded Share	Close Price (BDT)	Δ%	Turnover (BDT Mn)	PE	PB
BEXIMCO	134.8	+0.3%	502.5	8.2x	1.5x
IPDC	55.8	+0.4%	341.9	23.1x	3.1x
JHRML	80.8	+5.3%	287.0	38.8x	2.6x
ORIONPHARM	93.3	-0.9%	261.4	22.7x	1.1x
SHEPHERD	29.7	+5.7%	237.4	37.8x	2.0x
BSC	121.4	+0.4%	224.5	9.0x	1.8x
BDCOM	34.6	+9.1%	195.5	23.1x	2.2x
RINGSHINE	11.3	+8.7%	184.1	39.0x	0.6x
FUWANGFOOC	22.1	+3.3%	169.9	NM	1.9x
GSPFINANCE	33.7	-1.2%	147.0	20.7x	1.8x

Top Ten Losers	Close Price (BDT)	Δ%	Turnover (BDT Mn)	PE	PB
TAMIJTEX	220.8	-2.0%	13.5	36.9x	2.6x
SAMORITA	76.9	-1.9%	4.8	40.1x	1.5x
PHARMAID	803.5	-1.9%	23.0	41.7x	7.8x
ABBANK	10.6	-1.9%	9.7	11.9x	0.3x
FAREASTFIN	5.4	-1.8%	0.1	NM	4.7x
CVOPRL	197.4	-1.8%	36.0	NM	22.9x
REPUBLIC	44.7	-1.8%	6.8	18.8x	2.7x
PROVATIINS	67.1	-1.8%	81.9	15.2x	2.9x
ONEBANKLTD	11.2	-1.8%	8.6	20.2x	0.6x
ATLASBANG	106.7	-1.7%	0.6	NM	0.8x

Block Trade	Maximum Price (BDT)	Minimum Price (BDT)	No. of Trade	Quantity ('000)	Turnover (BDT Mn)
IPDC	56.5	54.5	10.0	942	51.97
ALARABANK	26.0	26.0	2.0	1,500	39.00
CITYBANK	24.1	23.5	3.0	1,330	31.27
RENATA	1,340.0	1,340.0	1.0	11	14.74
IBNSINA	291.1	291.1	1.0	50	14.56
KTL	32.2	32.2	7.0	429	13.81
NRBCBANK	23.5	23.5	2.0	400	9.40
BRACBANK	41.0	41.0	1.0	188	7.71
ACMELAB	89.5	89.5	1.0	70	6.27
ALLTEX	25.9	25.9	1.0	210	5.44

*NBFI Sector PE calculation methodology has been modified to reflect positive earnings only.

** The base of the Bond index starts at 100, starting from Jan 13, 2022

Block Trade	Maximum Price (BDT)	Minimum Price (BDT)	Turnover (BDT Mn)	Quantity ('000)	No. of Trade
IPDC	56.5	54.5	52.0	942	10
ALARABANK	26.0	26.0	39.0	1,500	2
CITYBANK	24.1	23.5	31.3	1,330	3
RENATA	1,340.0	1,340.0	14.7	11	1
IBNSINA	291.1	291.1	14.6	50	1
KTL	32.2	32.2	13.8	429	7
NRBCBANK	23.5	23.5	9.4	400	2
BRACBANK	41.0	41.0	7.7	188	1
ACMELAB	89.5	89.5	6.3	70	1
ALLTEX	25.9	25.9	5.4	210	1
SAPORTL	33.4	30.9	5.2	165	3
RUNNERAUTO	50.1	50.1	5.0	100	2
PREMIERCEM	46.5	46.5	4.2	90	1
BDCOM	34.7	32.1	4.0	120	2
FAREASTLIF	94.4	88.5	4.0	45	3
SALVOCHEM	64.5	62.0	3.6	58	3
NAHEEACP	66.8	66.8	3.3	50	1
VFSTDL	26.3	26.3	2.7	105	3
BANKASIA	18.9	18.9	2.5	132	1
BDTHAIFOOD	36.5	36.5	2.3	62	1
HRTEX	73.4	73.3	2.2	31	2
AL-HAJTEX	96.0	95.9	2.1	22	2
Total			249.8		71

Upcoming Corporate Events

DSE Ticker	Right Share	Dividend		Event	Date
		Stock	Cash		
Trust Bank Limited	-	10.0%	12.5%	Record Date	5-Jun-22
Karnaphuli Insurance Company Ltd.	-	0.0%	12.0%	Record Date	6-Jun-22
National Credit and Commerce Bank Ltd.	-	4.0%	12.0%	Record Date	8-Jun-22
Al-Arafah Islami Bank Ltd	-	0.0%	15.0%	Record Date	8-Jun-22
Rupali Insurance Company Ltd.	-	0.0%	10.0%	Record Date	8-Jun-22
Eastland Insurance Company Ltd.	-	0.0%	10.0%	Record Date	9-Jun-22
Rupali Bank Ltd.	-	2.0%	0.0%	Record Date	12-Jun-22
Southeast Bank Ltd.	-	4.0%	8.0%	Record Date	12-Jun-22
One Bank Limited	-	5.0%	0.0%	Record Date	13-Jun-22
National Bank Ltd.	-	0.0%	0.0%	Record Date	16-Jun-22
Islami Insurance Bangladesh Limited	-	0.0%	12.5%	Record Date	20-Jun-22
Berger Paints Bangladesh Ltd.	-	0.0%	100.0%	Record Date	26-Jun-22
Kay & Que (Bangladesh) Ltd.	-	0.0%	5.0%	Record Date	Notify later

Important DSE News
EXIMBANK

Mr. Zubayer Kabir, one of the Sponsors of the Company, has further informed that he has completed his sale of 6,50,000 shares of the company through Dhaka Stock Exchange as per declaration disseminated on 23.05.2022.

SINGERBD

Refer to their earlier news disseminated by DSE on 31.03.2022 regarding decision to establish a new manufacturing facility, the Company further informed that they have entered into an agreement with Bangladesh SEZ Limited (BSEZ), Rupgonj, Araihasar, Narayanganj for lease of 35 acres of land to establish new manufacturing Complex.

NHFIL

The Company has further informed that as per instruction of Bangladesh Bank for Non-Bank Financial Institution, the Shareholders of the Company has approved 15% cash dividend instead of earlier declared 16% cash dividend for the year ended December 31, 2021 in their 23rd AGM held on June 02, 2022.

Disclaimer: This report has been prepared by BRAC EPL Stock Brokerage Ltd and is provided for information purposes. It is not, under any circumstances, to be used or considered as an offer to sell, or a solicitation of any offer to buy. Reasonable care has been taken to ensure that the information is not untrue and misleading. BRAC EPL Stock Brokerage Ltd makes no representation or warranty as to the accuracy or completeness of such information. All opinions and estimates included in this report constitute our judgment as of this date and are subject to change without notice.