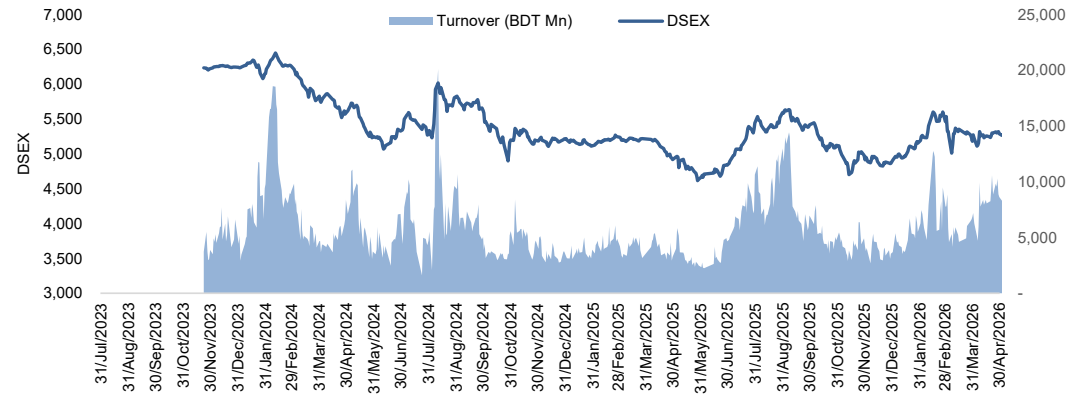


## Daily Market Update

The market closed in green today. The benchmark index DSEX (+0.67%) gained 36.49 points and closed at 5,519.49. The blue-chip index DS30 (+0.53%), the Shariah-based index DSES (+0.30%), and the large-cap index CDSET (+0.10%) closed at 2,080.14, 1,111.43, and 1,094.48 points, respectively. Most of the large-cap sectors posted positive performance today. NBFi booked the highest gain of 3.09% followed by Telecommunication (+0.91%), Engineering (+0.47%), Pharmaceutical (+0.39%), Fuel & Power (+0.26%), Bank (-0.40%), and Food & Allied (-0.69%), respectively. Block trades contributed 4.4% of the overall market turnover. National Credit and Commerce Bank PLC. (+4.3%) was the most traded share with a turnover of BDT 495 million.



Index	Closing	Opening	Point Δ	%Δ	YTD %Δ
DSEX	5,519.49	5,483.00	+36.49	+0.67%	+13.4%
DS30	2,080.14	2,069.15	+10.99	+0.53%	+12.2%
DSES	1,111.43	1,108.12	+3.32	+0.30%	+11.1%
CDSET	1,094.48	1,093.42	+1.06	+0.10%	+8.9%

	Advanced	Declined	Unchanged	Total
All Category	246	100	51	397
A Category (Equity)	133	47	23	203
B Category (Equity)	60	13	2	75
N Category (Equity)	0	0	0	0
Z Category (Equity)	53	40	26	119
Mutual Funds	7	14	13	34
Corporate Bonds	1	2	1	4
Treasury Bonds	4	4	0	8

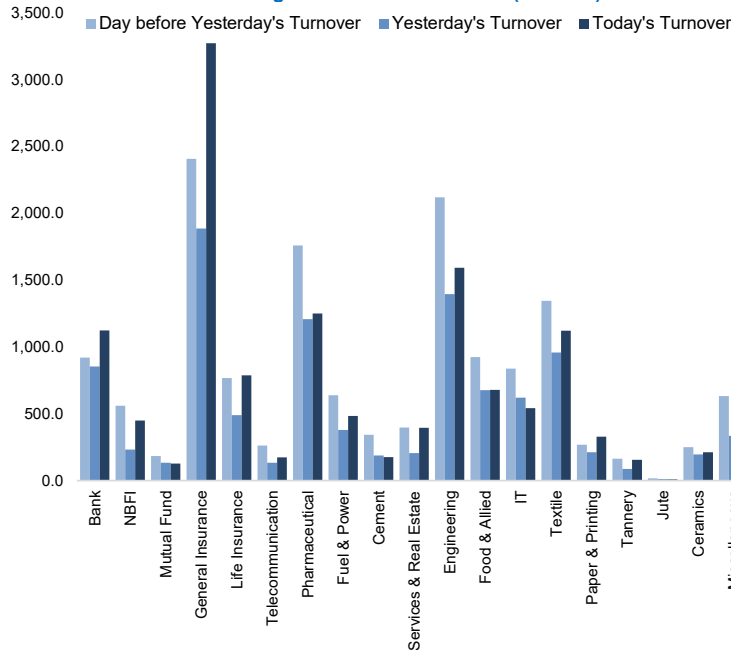
\* Based on Traded Scripts

		Today	Last Day	Daily %Δ
Mcap	Mn BDT	6,916,049	6,905,749	+0.1%
	Mn USD	56,320	56,236	
Turnover	Mn BDT	13,878	10,725	+29.4%
	Mn USD	113	87	
Volume	Mn Shares	390	324	+20.3%
No. of Trade		312,308	274,111	+13.9%

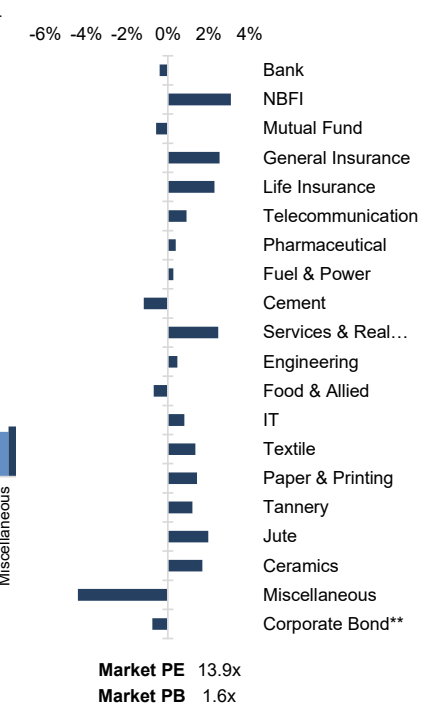
\* Average Interbank Exchange Rate is BDT 122.80 as of Jun 09, 2026

<b>Fahim Hassan</b> Research Analyst (880) 1709636546 fahim.hassan@bracepl.com	<b>Tasviha Taher Trishila</b> Research Associate (880) 1730701733 tasviha.trishila@bracepl.com
---	---

**Figure: Sectorial Turnover (BDT Mn)**



**Figure: Sectorial Mcap Change**



\* Market P/E and P/BV calculation excludes Mutual Fund, Life Insurance, selected NBFis and Banks

Sector Index	Closing	Opening	Points Δ	%Δ	No. of Companies	Mcap (BDT Mn)	% of Total Mcap	Turnover (BDT Mn)	% of Total Turnover	PE	PB	Top Twenty Market Cap	Mcap (BDT Mn)	% of Total Mcap	Turnover (BDT Mn)	PE	PB
Bank	1,512	1,518	-6.05	-0.40%	36	716,026	10.4%	1,121.8	8.5%	7.3x	0.7x	GP	335,144	9.5%	45.3	11.2x	5.4x
NBFI	1,064	1,032	+31.94	+3.09%	23	100,667	1.5%	450.1	3.4%	NM	1.1x	SQRPHARMA	190,853	5.4%	89.9	7.4x	1.3x
Mutual Fund	529	532	-3.06	-0.57%	36	25,489	0.4%	128.0	1.0%	NM	0.5x	ROBI	162,900	4.6%	120.5	15.6x	2.3x
General Insurance	4,213	4,109	+104.05	+2.53%	43	118,934	1.7%	3,269.6	24.7%	19.2x	1.7x	BRACBANK	153,401	4.3%	147.0	7.7x	1.4x
Life Insurance	1,939	1,895	+43.35	+2.29%	15	54,648	0.8%	787.2	5.9%	NM	NM	WALTONHIL	124,391	3.5%	10.8	12.4x	1.0x
Telecommunication	4,525	4,484	+40.99	+0.91%	3	525,071	7.6%	173.7	1.3%	12.2x	3.4x	BATBC	116,586	3.3%	43.8	24.5x	2.1x
Pharmaceutical	3,058	3,046	+11.96	+0.39%	34	577,302	8.3%	1,248.5	9.4%	11.0x	1.5x	BEXIMCO	93,475	2.6%	0.8	NM	1.2x
Fuel & Power	1,103	1,100	+2.91	+0.26%	23	291,095	4.2%	483.2	3.6%	9.3x	0.6x	MARICO	86,704	2.4%	7.3	7.6x	29.9x
Cement	2,046	2,070	-24.43	-1.18%	7	96,247	1.4%	174.9	1.3%	22.3x	2.1x	UPGDCL	69,911	2.0%	3.3	7.5x	1.5x
Services & Real Estate	1,108	1,081	+26.75	+2.47%	9	60,295	0.9%	394.7	3.0%	23.5x	0.4x	BERGERPBL	68,842	1.9%	13.1	20.7x	3.7x
Engineering	2,606	2,594	+12.16	+0.47%	42	292,132	4.2%	1,590.9	12.0%	15.0x	0.9x	BXPHARMA	55,273	1.6%	188.4	8.6x	1.1x
Food & Allied	12,395	12,481	-85.62	-0.69%	21	226,284	3.3%	678.5	5.1%	38.1x	3.4x	CITYBANK	51,433	1.5%	91.6	3.5x	0.8x
IT	2,319	2,300	+18.67	+0.81%	11	30,710	0.4%	540.8	4.1%	35.7x	1.9x	PUBALIBANK	51,335	1.4%	7.6	4.5x	0.7x
Textile	1,237	1,221	+16.49	+1.35%	58	128,677	1.9%	1,121.6	8.5%	NM	0.9x	RENATA	48,666	1.4%	26.5	17.8x	1.3x
Paper & Printing	4,836	4,767	+68.23	+1.43%	6	22,649	0.3%	329.5	2.5%	NM	1.5x	ISLAMIBANK	47,334	1.3%	1.2	NM	0.7x
Tannery	2,091	2,067	+24.83	+1.20%	6	24,288	0.4%	155.1	1.2%	NM	1.5x	EBL	40,928	1.2%	31.5	4.8x	0.8x
Jute	12,158	11,921	+236.89	+1.99%	3	2,652	0.0%	8.6	0.1%	NM	1.7x	UNILEVERCL	39,774	1.1%	1.4	51.2x	16.8x
Ceramics	453	445	+7.51	+1.69%	5	20,460	0.3%	212.7	1.6%	NM	1.4x	DUTCHBANGL	38,668	1.1%	18.1	3.4x	0.6x
Miscellaneous	3,803	3,978	-174.97	-4.40%	15	206,516	3.0%	375.3	2.8%	96.7x	1.6x	ICB	37,552	1.1%	9.8	NM	1.4x
Corporate Bond**	18,186	18,325	-138.70	-0.76%	16	40,130	0.6%	11.5	0.1%	NM	NM	PRIMEBANK	35,949	1.0%	36.0	4.0x	0.7x
Treasury Bond**	2,184	2,181	+3.29	+0.15%	232	3,355,464	48.5%	5.1	0.0%	NM	NM						

Top Ten Gainers	Close Price (BDT)	Δ%	Turnover (BDT Mn)	PE	PB	Top Twenty Free Float Mcap	Free Float Mcap (BDT Mn)	% of Total Free Float Mcap	PE	PB	Most Traded Share	Close Price (BDT)	Δ%	Turnover (BDT Mn)	PE	PB
BDFINANCE	13.2	+10.0%	10.4	10.6x	NM	SQRPHARMA	106,591	7.1%	7.4x	1.3x	NCCBANK	16.8	+4.3%	495.2	8.5x	0.6x
PEOPLESINS	58.4	+10.0%	207.8	19.7x	1.5x	BRACBANK	82,576	5.5%	7.7x	1.4x	SUNLIFEINS	81.6	-1.7%	292.5	NM	NM
DULAMIACOT	159.0	+10.0%	32.0	NM	NM	BEXIMCO	62,525	4.1%	NM	1.2x	DOMINAGE	82.0	-0.6%	272.1	NM	4.8x
SHYAMPSUG	214.4	+9.9%	44.9	NM	NM	ISLAMIBANK	47,249	3.1%	NM	0.7x	IPDC	22.2	+5.2%	231.4	18.7x	1.2x
MERCINS	39.1	+9.8%	48.9	24.9x	1.8x	WALTONHIL	40,937	2.7%	12.4x	1.0x	CVOPRL	171.5	+6.1%	215.3	27.5x	5.4x
APEXSPINN	336.7	+8.72%	88.7	NM	4.0x	BXPHARMA	38,619	2.6%	8.6x	1.1x	PEOPLESINS	58.4	+10.0%	207.8	19.7x	1.5x
SAPORTL	51.6	+8.6%	207.1	24.3x	1x	PUBALIBANK	36,859	2.4%	4.5x	0.7x	SAPORTL	51.6	+8.6%	207.1	24.3x	1.5x
PREMIERLEA	2.6	+8.3%	3.7	NM	NM	CITYBANK	35,812	2.4%	3.5x	0.8x	ANWARGALV	122.7	+3.1%	195.5	NM	22.8x
ANLIMAYARN	31.9	+8.1%	5.6	NM	11.3x	GP	33,514	2.2%	11.2x	5.4x	BXPHARMA	123.9	-0.5%	188.4	8.6x	1.1x
ZEALBANGLA	149.0	+7.7%	12.5	NM	NM	BATBC	30,837	2.0%	24.5x	2.1x	RUNNERAUTO	45.0	+5.4%	175.0	33.6x	0.7x

Top Ten Losers	Close Price (BDT)	Δ%	Turnover (BDT Mn)	PE	PB	Block Trade	Maximum Price (BDT)	Minimum Price (BDT)	No. of Trade	Quantity ('000)	Turnover (BDT Mn)
BEXIMCO	99.1	-10.0%	0.8	NM	1.2x	APEXSPINN	329.0	290.5	22.0	448	135.48
ISLAMIBANK	29.4	-9.8%	1.2	NM	1x	SUNLIFEINS	91.3	78.0	5.0	1,067	95.91
TUNGHAI	2.9	-6.3%	1.2	NM	NM	BEXIMCO	120.9	106.1	8.0	725	79.82
PLFSL	1.5	-6.3%	1.2	NM	NM	CITYGENINS	105.0	95.1	6.0	756	75.89
FAREASTFIN	1.5	-6.3%	1.1	NM	NM	SQRPHARMA	214.1	213.0	2.0	200	42.71
FASFIN	1.6	-5.9%	1.1	NM	NM	BNICL	110.0	110.0	1.0	181	19.91
CAPMBDBLMF	10.2	-4.7%	26.1	NM	0.9x	GQBALLPEN	702.0	680.0	2.0	19	13.32
CROWNCEMNT	58.1	-4.4%	6.9	21.8x	0.9x	NAVANAPHAR	63.8	63.8	1.0	200	12.76
MEGCONMILK	41.0	-4.0%	11.9	NM	NM	NAHEEACP	40.1	34.8	4.0	338	12.01
PRIMETEX	18.1	-3.7%	2.0	NM	0.3x	DOMINAGE	77.0	74.5	4.0	138	10.53

\* Bank and NBFI sector PE calculation methodology has been modified.  
 \*\* The base of the Bond Index starts at 100, starting from Jan 13, 2022.  
 Similarly, Treasury Bond Index starts at 100, starting from Oct 10, 2022

Block Trade	Maximum Price (BDT)	Minimum Price	Turnover (BDT Mn)	Quantity ('000)	No. of Trade	Important DSE News
APEXSPINN	329.0	290.5	135.5	448	22	
SUNLIFEINS	91.3	78.0	95.9	1,067	5	
BEXIMCO	120.9	106.1	79.8	725	8	
CITYGENINS	105.0	95.1	75.9	756	6	
SQURPHARMA	214.1	213.0	42.7	200	2	
BNICL	110.0	110.0	19.9	181	1	
GQBALLPEN	702.0	680.0	13.3	19	2	
NAVANAPHAR	63.8	63.8	12.8	200	1	
NAHEEACP	40.1	34.8	12.0	338	4	
DOMINAGE	77.0	74.5	10.5	138	4	
KAY&QUE	479.0	424.5	10.5	24	3	
PIONEERINS	70.1	70.1	8.4	120	1	
SAIHAMCOT	19.2	19.2	7.8	407	2	
YPL	23.9	23.9	7.4	311	1	
GP	247.5	247.5	5.0	20	1	
LOVELLO	79.8	72.8	4.4	58	2	
BDLAMPS	197.7	180.0	4.2	22	2	
AGNISYSL	33.5	27.5	3.8	131	3	
CAPMBDBLMF	11.6	11.1	3.7	325	3	
MERCINS	37.1	37.1	3.7	100	2	
FINEFOODS	550.0	550.0	3.6	7	1	
PREMIERCEM	52.0	50.9	3.6	70	2	
<b>Total</b>			<b>617.0</b>		<b>125</b>	

#### Upcoming Corporate Events

DSE Ticker	Right Share	Dividend		Event	Date
		Stock	Cash		

**Disclaimer:** This report has been prepared by BRAC EPL Stock Brokerage Ltd and is provided for information purposes. It is not, under any circumstances, to be used or considered as an offer to sell, or a solicitation of any offer to buy. Reasonable care has been taken to ensure that the information is not untrue and misleading. BRAC EPL Stock Brokerage Ltd makes no representation or warranty as to the accuracy or completeness of such information. All opinions and estimates included in this report constitute our judgment as of this date and are subject to change without notice.