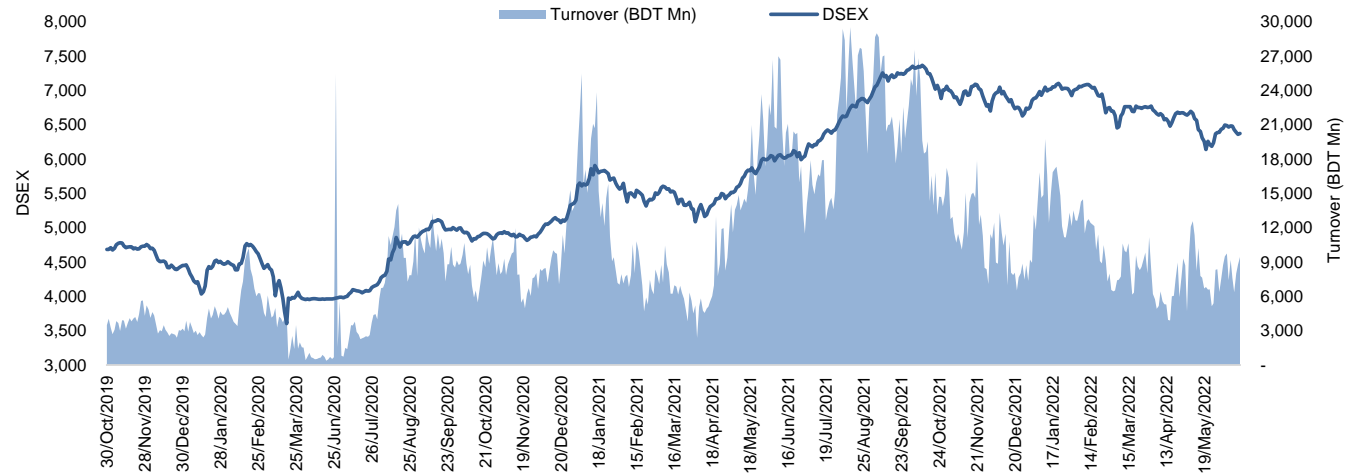


Daily Market Update

The market closed in green today. The benchmark index DSEX (+0.21%) gained 13.12 points and closed at 6,374.51. The blue-chip index DS30 (+0.04%), the Shariah-based index DSES (+0.14%), and the large-cap index CDSET (+0.02%) closed at 2,301.92, 1,389.60, and 1,262.00 points, respectively. Large-cap sectors posted mixed performance today. NBF1 booked the highest gain of 0.50% followed by Engineering (+0.14%), Fuel & Power (+0.11%). Food & Allied experienced the highest loss of 0.85% followed by Pharmaceutical (-0.24%), Bank (-0.13%), Telecommunication (-0.12%). Block trades contributed 1.0% of the overall market turnover. Bangladesh Export Import Company Ltd. (+3.1%) was the most traded share with a turnover of BDT 651 million.



Index	Closing	Opening	Point Δ	%Δ	YTD %Δ
DSEX	6,374.51	6,361.39	+13.12	+0.21%	-5.7%
DS30	2,301.92	2,300.91	+1.01	+0.04%	-9.1%
DSES	1,389.60	1,387.68	+1.92	+0.14%	-2.9%
CDSET	1,262.00	1,261.74	+0.26	+0.02%	-7.1%

	Advanced	Declined	Unchanged	Total
All Category	175	161	46	382
A Category (Equity)	108	126	29	263
B Category (Equity)	53	25	11	89
N Category (Equity)	5	1	1	7
Z Category (Equity)	9	9	5	23
Mutual Funds	11	11	13	35
Corporate Bonds	2	1	3	6

		Today	Last Day	Daily %Δ
Mcap	Mn BDT	5,165,353	5,162,404	
	Mn USD	55,661	55,629	+0.1%
Turnover	Mn BDT	9,439	8,749	+7.9%
	Mn USD	102	94	
Volume	Mn Shares	247	221	+11.6%
No. of Trade		177,080	171,642	+3.2%

* Exchange Rate is BDT 92.80 as of Jun 15, 2022

Figure: Sectorial Turnover (BDT)

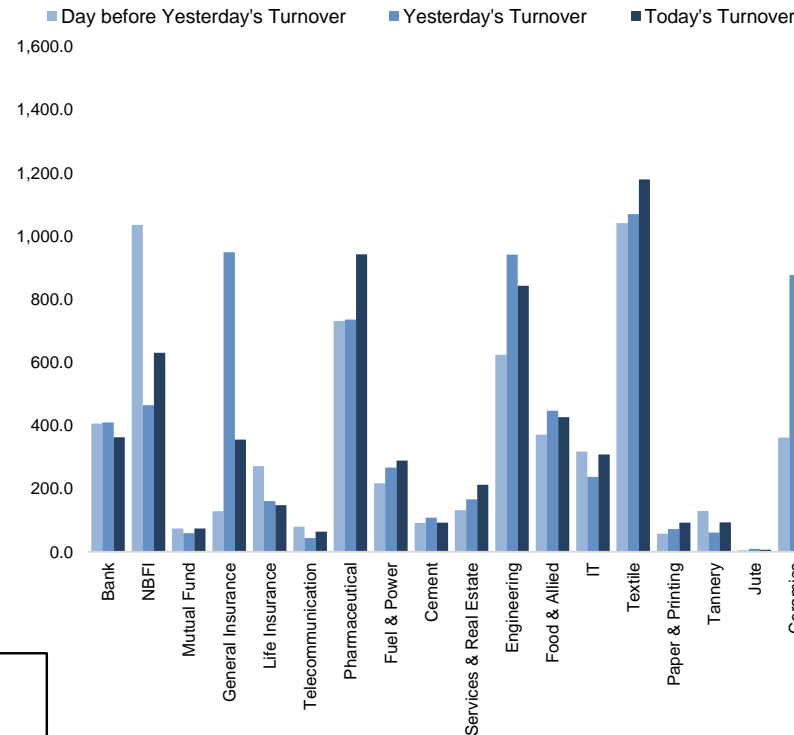
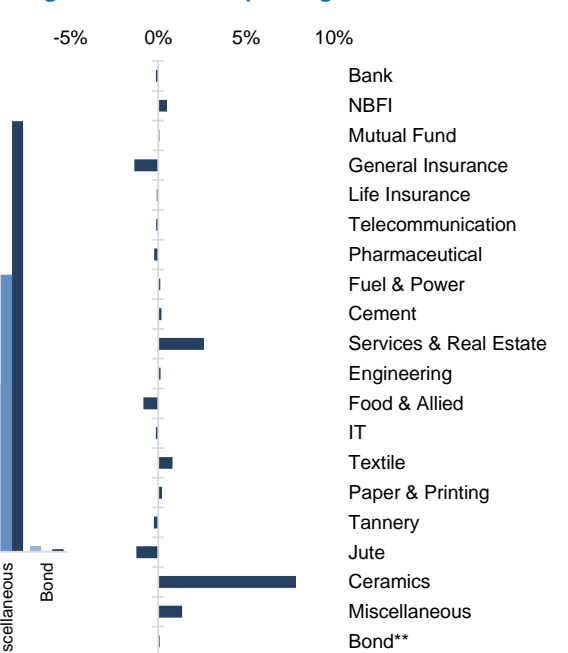


Figure: Sectorial Mcap Change



Market PE 15.8x
Market PB 1.7x

Fahim Hassan Research Associate (880) 1709636546 fahim.hassan@bracepl.com	Billal Hossain Research Associate (880) 1708805229 billal.hossain@bracepl.com
---	---

Sector Index	Closing	Opening	Points Δ	%Δ	No. of Companies	Mcap (BDT Mn)	% of Total Mcap	Turnover (BDT Mn)	% of Total Turnover	PE	PB	Top Twenty Market Cap	Mcap (BDT Mn)	% of Total Mcap	Turnover (BDT Mn)	PE	PB
Bank	1,412	1,414	-1.78	-0.13%	33	648,845	14.3%	362.2	4.2%	7.7x	0.7x	GP	411,166	9.1%	35.7	12.3x	7.1x
NBFI	2,001	1,991	+10.04	+0.50%	23	196,900	4.4%	630.3	7.3%	NM	3.6x	WALTONHIL	327,223	7.2%	7.7	22.9x	3.4x
Mutual Fund	880	879	+0.60	+0.07%	36	38,948	0.9%	74.1	0.9%	NM	0.8x	BATBC	294,030	6.5%	55.1	19.3x	8.9x
General Insurance	3,555	3,604	-49.02	-1.36%	41	104,891	2.3%	354.9	4.1%	16.6x	1.7x	SQURPHARMA	189,080	4.2%	110.6	10.2x	1.9x
Life Insurance	2,321	2,323	-1.86	-0.08%	13	65,188	1.4%	148.1	1.7%	NM	NM	ROBI	152,948	3.4%	15.3	83.4x	2.3x
Telecommunication	5,084	5,091	-6.17	-0.12%	3	599,420	13.2%	64.0	0.7%	16.0x	4.4x	UPGDCL	145,040	3.2%	7.4	11.7x	4.4x
Pharmaceutical	3,758	3,767	-9.03	-0.24%	32	705,421	15.6%	941.8	11.0%	17.4x	2.5x	RENATA	141,355	3.1%	27.5	25.5x	5.0x
Fuel & Power	1,787	1,785	+1.96	+0.11%	23	466,130	10.3%	288.5	3.4%	11.6x	1.2x	BEXIMCO	115,061	2.5%	650.8	8.0x	1.5x
Cement	2,453	2,449	+4.29	+0.18%	7	120,114	2.7%	92.1	1.1%	25.5x	2.6x	LHBL	82,574	1.8%	66.1	21.8x	4.7x
Services & Real Estate	1,426	1,390	+36.20	+2.60%	8	54,199	1.2%	212.5	2.5%	88.6x	1.0x	BERGERPBL	80,387	1.8%	1.2	27.7x	7.6x
Engineering	4,677	4,670	+6.32	+0.14%	42	546,805	12.1%	842.6	9.8%	19.0x	1.9x	ICB	80,017	1.8%	2.3	45.3x	1.8x
Food & Allied	22,052	22,240	-188.38	-0.85%	21	392,034	8.7%	426.1	5.0%	23.7x	9.2x	MARICO	75,641	1.7%	8.5	21.3x	28.1x
IT	2,694	2,697	-3.53	-0.13%	11	34,089	0.8%	308.2	3.6%	27.7x	2.4x	BXPBARMA	69,772	1.5%	20.0	12.2x	1.8x
Textile	1,588	1,575	+12.91	+0.82%	58	171,547	3.8%	1,179.2	13.7%	24.6x	1.1x	BEACONPHAR	61,746	1.4%	16.2	66.0x	10.6x
Paper & Printing	7,306	7,290	+15.29	+0.21%	6	26,141	0.6%	92.4	1.1%	NM	1.8x	BRACBANK	58,054	1.3%	40.2	10.9x	1.1x
Tannery	3,391	3,399	-8.39	-0.25%	6	36,193	0.8%	93.4	1.1%	51.1x	3.6x	ISLAMIBANK	52,003	1.1%	12.0	10.6x	0.8x
Jute	8,403	8,508	-105.19	-1.24%	3	1,934	0.0%	6.7	0.1%	NM	27.3x	DUTCHBANGL	40,417	0.9%	5.4	7.0x	1.1x
Ceramics	831	770	+60.43	+7.85%	5	37,414	0.8%	1,098.3	12.8%	35.1x	2.2x	SUMITPOWER	39,832	0.9%	5.3	9.5x	1.1x
Miscellaneous	4,415	4,356	+59.54	+1.37%	15	245,214	5.4%	1,363.4	15.9%	12.1x	2.1x	POWERGRID	39,200	0.9%	36.9	10.7x	0.4x
Bond**	93	93	+0.07	+0.08%	8	34,663	0.8%	8.8	0.1%	NM	NM	TITASGAS	37,887	0.8%	9.0	11.3x	0.5x

Top Ten Gainers	Close Price (BDT)	Δ%	Turnover (BDT Mn)	PE	PB	Top Twenty Free Float Mcap	Free Float Mcap (BDT Mn)	% of Total Free Float Mcap	PE	PB	Most Traded Share	Close Price (BDT)	Δ%	Turnover (BDT Mn)	PE	PB
RAKCERAMIC	51.7	+10.0%	511.7	23.6x	3.1x	SQURPHARMA	123,715	7.3%	10.2x	1.9x	BEXIMCO	131.3	+3.1%	650.8	8.0x	1.5x
MEGHNAINS	17.6	+10.0%	0.0	24.2x	1.2x	BATBC	77,771	4.6%	19.3x	8.9x	RAKCERAMIC	51.7	+10.0%	511.7	23.6x	3.1x
HAKKANIPUL	62.4	+9.9%	36.7	NM	2.6x	BEXIMCO	76,688	4.5%	8.0x	1.5x	SPCERAMICS	51.3	+5.8%	451.6	NM	1.6x
KDSALTD	58.6	+8.3%	46.2	25.4x	2.3x	RENATA	68,882	4.0%	25.5x	5.0x	JHRML	84.5	-1.1%	314.4	40.6x	2.8x
FUWANGCER	20.7	+6.7%	116.1	71.4x	1.7x	BXPBARMA	48,715	2.9%	12.2x	1.8x	IPDC	56.7	+2.2%	265.9	23.4x	3.2x
LEGACYFOOT	58.9	+6.5%	5.4	NM	5.4x	BEACONPHAR	43,222	2.5%	66.0x	10.6x	BSC	116.8	+1.0%	218.4	8.7x	1.7x
COPPERTECH	40.7	+6.0%	63.7	23.5x	3.1x	GP	41,117	2.4%	12.3x	7.1x	BDFINANCE	50.8	+1.4%	154.5	36.6x	2.8x
SPCERAMICS	51.3	+5.8%	451.6	NM	1.6x	BRACBANK	31,210	1.8%	10.9x	1.1x	ORIONPHARM	89.9	+0.3%	140.6	21.9x	1.1x
OAL	11.7	+5.4%	26.7	NM	0.9x	LHBL	29,165	1.7%	21.8x	4.7x	QUASEMIND	68.3	-1.3%	122.6	NM	2.4x
BDWELDING	21.2	+5.0%	14.8	NM	1.8x	ISLAMIBANK	25,315	1.5%	10.6x	0.8x	BDCOM	35.5	-1.7%	120.7	23.7x	2.3x

Top Ten Losers	Close Price (BDT)	Δ%	Turnover (BDT Mn)	PE	PB	NBL	18,422	1.1%	NM	0.5x	Block Trade	Maximum Price (BDT)	Minimum Price (BDT)	No. of Trade	Quantity ('000)	Turnover (BDT Mn)
BGIC	46.6	-5.5%	3.9	24.3x	2.4x	PUBALIBANK	18,314	1.1%	5.9x	0.7x	EBL	33.9	33.9	1.0	6,500	220.35
PURABIGEN	32.0	-5.3%	8.8	27.3x	2.3x	CITYBANK	16,376	1.0%	4.6x	0.7x	BANKASIA	20.2	20.2	1.0	10,900	220.18
BIFC	6.5	-4.4%	0.4	NM	NM	ALARABANK	15,661	0.9%	11.6x	1.1x	CITYBANK	23.1	23.1	2.0	3,102	71.65
EASTRNLUB	1,990.4	-2.0%	13.4	NM	10.9x	BSRMLTD	15,571	0.9%	5.4x	0.7x	RENATA	1,318.0	1,318.0	1.0	38	50.08
RENWICKJA	1,039.9	-2.0%	1.1	NM	NM	OLYMPIC	15,410	0.9%	14.6x	2.8x	KTL	33.4	31.7	7.0	1,266	42.08
RELIANCINS	64.0	-2.0%	1.5	11.6x	1.1x	ROBI	15,295	0.9%	83.4x	2.3x	AL-HAJTEX	105.3	102.3	17.0	329	34.09
ANWARGALV	409.4	-2.0%	93.4	37.7x	24.3x	SUMITPOWER	14,654	0.9%	9.5x	1.1x	PRIMEINSUR	95.5	91.0	14.0	368	33.66
KARNAPHULI	34.6	-2.0%	5.2	13.8x	1.7x	UPGDCL	14,504	0.9%	11.7x	4.4x	SQURPHARMA	214.2	214.2	3.0	100	21.42
BEACONPHAR	267.3	-2.0%	16.2	66.0x	10.6x						ACIFORMULA	181.0	169.9	3.0	107	18.58
GEMINISEA	366.7	-2.0%	30.9	20.2x	63.7x						IMAMBUTTON	95.0	94.5	3.0	188	17.85

*NBFI Sector PE calculation methodology has been modified to reflect positive earnings only.

** The base of the Bond index starts at 100, starting from Jan 13, 2022

Block Trade	Maximum Price (BDT)	Minimum Price (BDT)	Turnover (BDT Mn)	Quantity ('000)	No. of Trade
EBL	33.9	33.9	220.4	6,500	1
BANKASIA	20.2	20.2	220.2	10,900	1
CITYBANK	23.1	23.1	71.6	3,102	2
RENATA	1,318.0	1,318.0	50.1	38	1
KTL	33.4	31.7	42.1	1,266	7
AL-HAJTEX	105.3	102.3	34.1	329	17
PRIMEINSUR	95.5	91.0	33.7	368	14
SQURPHARMA	214.2	214.2	21.4	100	3
ACIFORMULA	181.0	169.9	18.6	107	3
IMAMBUTTON	95.0	94.5	17.9	188	3
PHARMAID	832.0	810.0	17.2	21	3
BEACONPHAR	280.0	267.3	14.2	51	2
STANDBANKL	9.0	9.0	13.5	1,500	1
HRTEX	91.8	91.8	12.2	133	5
IPDC	60.9	60.9	9.1	150	2
DHAKABANK	13.5	13.5	6.5	481	1
GSPFINANCE	34.9	34.1	6.5	190	3
BRACBANK	42.3	42.2	4.8	114	2
FORTUNE	110.0	110.0	4.1	37	1
SPCERAMICS	49.0	47.6	4.0	84	2
BDCOM	36.5	36.5	3.7	100	1
SONARGAON	35.8	35.8	3.6	100	1
Total			851.4		94

Upcoming Corporate Events

DSE Ticker	Right Share	Dividend		Event	Date
		Stock	Cash		
National Bank Ltd.	-	0.0%	0.0%	Record Date	16-Jun-22
Islami Insurance Bangladesh Limited	-	0.0%	12.5%	Record Date	20-Jun-22
Beximco Green Sukuk Al Istisna'a	-	0.0%	5.8%	Record Date	22-Jun-22
Marico Bangladesh Limited	-	0.0%	450.0%	Record Date	23-Jun-22
Berger Paints Bangladesh Ltd.	-	0.0%	100.0%	Record Date	26-Jun-22
Premier Bank Perpetual Bond	-	0.0%	10.0%	Record Date	26-Jun-22
MIDAS Financing Ltd.	-	1.0%	1.0%	Record Date	29-Jun-22
APSCL Non-Convertible and Fully Redeemable Coupon Be	-	0.0%	5.3%	Record Date	4-Jul-22
Janata Insurance Company Ltd.	-	5.0%	6.0%	Record Date	7-Jul-22
Bangladesh General Insurance Company Ltd.	-	0.0%	12.5%	Record Date	7-Jul-22
Prime Insurance Company Ltd.	-	0.0%	15.0%	Record Date	12-Jul-22
Union Insurance Company Limited	-	0.0%	5.0%	Record Date	20-Jul-22
Purabi Gen. Insurance Company Ltd.	-	0.0%	10.0%	Record Date	25-Jul-22
Bangladesh Industrial Fin. Co. Ltd.	-	0.0%	0.0%	Record Date	25-Jul-22
Kay & Que (Bangladesh) Ltd.	-	0.0%	5.0%	Record Date	Notify later

Important DSE News
APSCLBOND

The Trustee of APSCL Non-Convertible and Fully Redeemable Coupon Bearing Bond has recommended Coupon rate 5.25% of the Bond for the third year first half period ended (January 05, 2022 to July 04, 2022). Record Date for entitlement of Coupon rate of the Bond: 04.07.2022.

BGIC

The Board of Directors has recommended 12.50% cash dividend for the year ended December 31, 2021. Date of AGM: 18.08.2022, Time: 11:00 AM, Venue: Dhaka Ladies Club, Eskaton Garden Road, Dhaka. Record Date: 07.07.2022. The Company has also reported EPS of Tk. 1.92, NAV per share of Tk. 19.63 and NOCFPS of Tk. 2.28 for the year ended December 31, 2021 as against Tk. 1.25, Tk. 19.38 and Tk. 1.94 respectively for the same period of the previous year.

PURABIGEN

The Board of Directors has recommended 10% cash dividend for the year ended December 31, 2021. Date of AGM: 06.09.2022, Time: 12:00 PM, Venue: Digital Platform. Record Date: 25.07.2022. The Company has also reported EPS of Tk. 1.37, NAV per share of Tk. 13.37 and NOCFPS of Tk. 1.09 for the year ended December 31, 2021 as against Tk. 1.10 (restated), Tk. 12.47 (restated) and Tk. 1.46 (restated) respectively for the same period of the previous year.

PURABIGEN

(Q1 Un-audited): EPS was Tk. 0.26 for January-March 2022 as against Tk. 0.45 for January-March 2021. NOCFPS was Tk. 0.55 for January-March 2022 as against Tk. 0.35 for January-March 2021. NAV per share was Tk. 13.64 as on March 31, 2022 and Tk. 12.77 as on March 31, 2021.

BIFC

The Board of Directors has recommended No dividend for the year ended December 31, 2019. Date and time of AGM: To be notified later, Venue: Digital Platform. Record Date: 25.07.2022. The Company has also reported EPS of Tk. (12.20), NAV per share of Tk. (94.27) and NOCFPS of Tk. (4.26) for the year ended December 31, 2019 as against Tk. (13.05), Tk. (79.45) and Tk. (3.39) respectively for the same period of the previous year.

BANKASIA

Ms. Sabrina Chowdhury, one of the Sponsors of the Company will receive 73,60,410 shares from Late Amanullah Chowdhury (Father of Ms. Sabrina Chowdhury), general shareholder of the company, by way of nomination.

BANKASIA

Ms. Mahrina Chowdhury, one of the Sponsors of the Company will receive 73,60,409 shares from Late Amanullah Chowdhury (Father of Ms. Mahrina Chowdhury), general shareholder of the company, by way of nomination.

NBL

Emerging Credit Rating Limited (ECRL) has assigned the rating of the Company as "AA-" in the long term and "ST-2" in the short term along with a Stable outlook of the Company based on audited financial statements up to December 31, 2021 and other relevant quantitative as well as qualitative information up to the date of rating.

ACFL

Alpha Credit Rating Limited (AlphaRating) has rated the Company as "BB+" in the long term and "ST-4" in the short term along with a Stable outlook based on audited financial statements of the Company up to June 30, 2021 and relevant qualitative information up to May 31, 2022.

Disclaimer: This report has been prepared by BRAC EPL Stock Brokerage Ltd and is provided for information purposes. It is not, under any circumstances, to be used or considered as an offer to sell, or a solicitation of any offer to buy. Reasonable care has been taken to ensure that the information is not untrue and misleading. BRAC EPL Stock Brokerage Ltd makes no representation or warranty as to the accuracy or completeness of such information. All opinions and estimates included in this report constitute our judgment as of this date and are subject to change without notice.