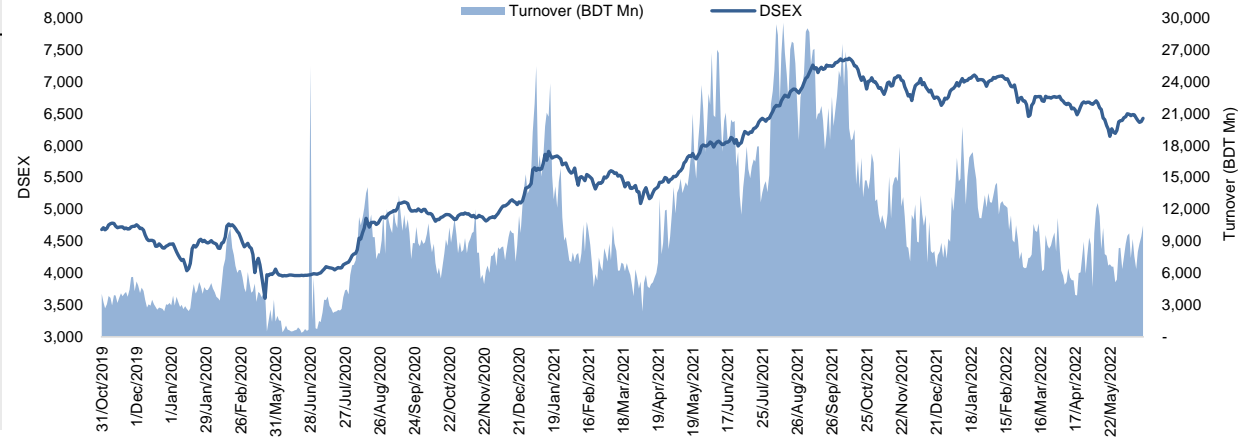


The market closed in green today. The benchmark index DSEX (+0.80%) gained 51.22 points and closed at 6,425.74. The blue-chip index DS30 (+1.13%), the Shariah-based index DSES (+0.98%), and the large-cap index CDSET (+0.99%) closed at 2,327.95, 1,403.26, and 1,274.44 points, respectively. All the large-cap sectors posted positive performance today. Pharmaceutical booked the highest gain of 1.20% followed by NBF1 (+1.10%), Food & Allied (+0.76%), Fuel & Power (+0.53%), Engineering (+0.47%), Bank (+0.23%), and Telecommunication (+0.20%), respectively. Block trades contributed 2.2% of the overall market turnover. Bangladesh Export Import Company Ltd. (+2.5%) was the most traded share with a turnover of BDT 699 million.



| Index | Closing  | Opening  | Point Δ | %Δ     | YTD %Δ |
|-------|----------|----------|---------|--------|--------|
| DSEX  | 6,425.74 | 6,374.51 | +51.22  | +0.80% | -4.9%  |
| DS30  | 2,327.95 | 2,301.92 | +26.03  | +1.13% | -8.1%  |
| DSES  | 1,403.26 | 1,389.60 | +13.66  | +0.98% | -1.9%  |
| CDSET | 1,274.44 | 1,262.00 | +12.44  | +0.99% | -6.2%  |

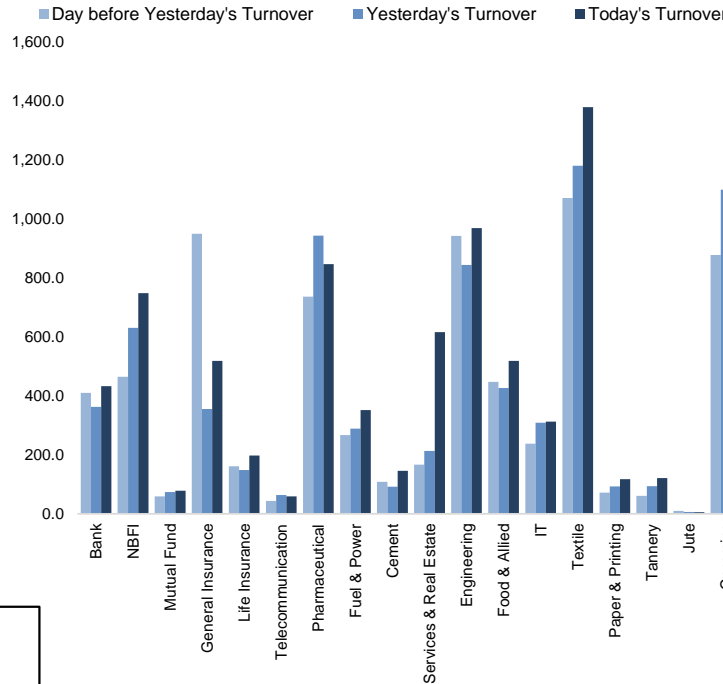
|                     | Advanced | Declined | Unchanged | Total |
|---------------------|----------|----------|-----------|-------|
| All Category        | 198      | 135      | 48        | 381   |
| A Category (Equity) | 138      | 96       | 29        | 263   |
| B Category (Equity) | 50       | 26       | 12        | 88    |
| N Category (Equity) | 4        | 1        | 2         | 7     |
| Z Category (Equity) | 6        | 12       | 5         | 23    |
| Mutual Funds        | 17       | 8        | 10        | 35    |
| Corporate Bonds     | 4        | 0        | 1         | 5     |

|          |              | Today     | Last Day  | Daily %Δ |
|----------|--------------|-----------|-----------|----------|
| Mcap     | Mn BDT       | 5,193,117 | 5,165,353 | +0.5%    |
|          | Mn USD       | 55,960    | 55,661    |          |
| Turnover | Mn BDT       | 10,466    | 9,439     | +10.9%   |
|          | Mn USD       | 113       | 102       |          |
| Volume   | Mn Shares    | 260       | 247       | +5.2%    |
|          | No. of Trade | 190,270   | 177,080   | +7.4%    |

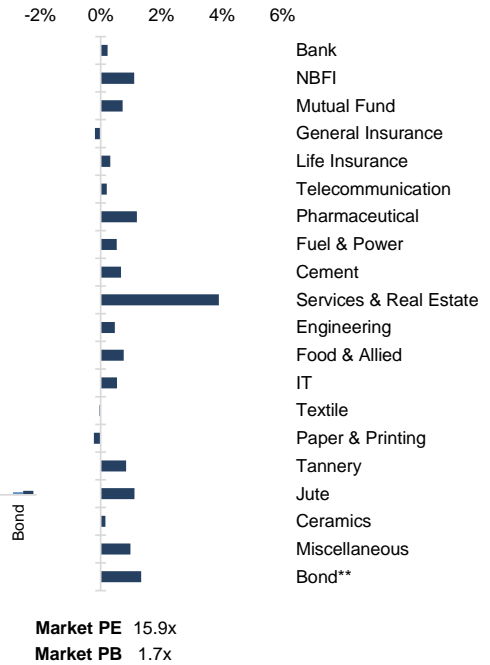
\* Exchange Rate is BDT 92.80 as of Jun 16, 2022

|   |   |
|---|---|
| <b>Fahim Hassan</b><br>Research Associate<br>(880) 1709636546<br>fahim.hassan@bracepl.com | <b>Billal Hossain</b><br>Research Associate<br>(880) 1708805229<br>billal.hossain@bracepl.com |
|---|---|

**Figure: Sectorial Turnover (BDT)**



**Figure: Sectorial Mcap Change**



Market PE 15.9x  
Market PB 1.7x

| Sector Index           | Closing | Opening | Points Δ | %Δ     | No. of Companies | Mcap (BDT Mn) | % of Total Mcap | Turnover (BDT Mn) | % of Total Turnover | PE    | PB    | Top Twenty Market Cap | Mcap (BDT Mn) | % of Total Mcap | Turnover (BDT Mn) | PE    | PB    |
|------------------------|---------|---------|----------|--------|------------------|---------------|-----------------|-------------------|---------------------|-------|-------|-----------------------|---------------|-----------------|-------------------|-------|-------|
| Bank                   | 1,415   | 1,412   | +3.19    | +0.23% | 33               | 650,310       | 14.3%           | 432.0             | 4.4%                | 7.7x  | 0.7x  | GP                    | 411,977       | 9.0%            | 27.0              | 12.4x | 7.1x  |
| NBFI                   | 2,023   | 2,001   | +22.11   | +1.10% | 23               | 199,075       | 4.4%            | 747.0             | 7.6%                | NM    | 3.7x  | WALTONHIL             | 327,526       | 7.2%            | 5.7               | 22.9x | 3.4x  |
| Mutual Fund            | 886     | 880     | +6.38    | +0.72% | 36               | 39,231        | 0.9%            | 78.5              | 0.8%                | NM    | 0.8x  | BATBC                 | 296,190       | 6.5%            | 55.6              | 19.4x | 9.0x  |
| General Insurance      | 3,548   | 3,555   | -6.66    | -0.19% | 41               | 104,694       | 2.3%            | 517.8             | 5.3%                | 16.6x | 1.7x  | SQURPHARMA            | 191,207       | 4.2%            | 100.4             | 10.3x | 1.9x  |
| Life Insurance         | 2,328   | 2,321   | +7.39    | +0.32% | 13               | 65,396        | 1.4%            | 197.5             | 2.0%                | NM    | NM    | ROBI                  | 152,948       | 3.4%            | 19.2              | 83.4x | 2.3x  |
| Telecommunication      | 5,095   | 5,084   | +10.23   | +0.20% | 3                | 600,626       | 13.2%           | 58.7              | 0.6%                | 16.0x | 4.4x  | UPGDCL                | 145,388       | 3.2%            | 4.6               | 11.8x | 4.4x  |
| Pharmaceutical         | 3,803   | 3,758   | +44.91   | +1.20% | 32               | 713,851       | 15.7%           | 845.7             | 8.6%                | 17.6x | 2.5x  | RENATA                | 142,234       | 3.1%            | 15.5              | 25.7x | 5.0x  |
| Fuel & Power           | 1,796   | 1,787   | +9.50    | +0.53% | 23               | 468,608       | 10.3%           | 351.6             | 3.6%                | 11.6x | 1.2x  | BEXIMCO               | 117,953       | 2.6%            | 698.9             | 8.2x  | 1.5x  |
| Cement                 | 2,469   | 2,453   | +16.50   | +0.67% | 7                | 120,922       | 2.7%            | 146.0             | 1.5%                | 25.6x | 2.6x  | LHBL                  | 83,387        | 1.8%            | 103.3             | 22.0x | 4.7x  |
| Services & Real Estate | 1,482   | 1,426   | +55.68   | +3.90% | 8                | 56,315        | 1.2%            | 614.9             | 6.3%                | 92.0x | 1.1x  | ICB                   | 80,662        | 1.8%            | 3.6               | 45.7x | 1.8x  |
| Engineering            | 4,699   | 4,677   | +22.01   | +0.47% | 42               | 549,379       | 12.1%           | 968.1             | 9.9%                | 19.1x | 1.9x  | BERGERPBL             | 79,969        | 1.8%            | 10.9              | 27.5x | 7.6x  |
| Food & Allied          | 22,219  | 22,052  | +167.50  | +0.76% | 21               | 395,011       | 8.7%            | 518.3             | 5.3%                | 23.9x | 9.3x  | MARICO                | 75,994        | 1.7%            | 9.7               | 21.4x | 28.3x |
| IT                     | 2,708   | 2,694   | +14.60   | +0.54% | 11               | 34,273        | 0.8%            | 312.5             | 3.2%                | 27.9x | 2.4x  | BXPBARMA              | 72,805        | 1.6%            | 41.4              | 12.7x | 1.8x  |
| Textile                | 1,587   | 1,588   | -0.62    | -0.04% | 58               | 171,480       | 3.8%            | 1,377.1           | 14.0%               | 24.6x | 1.1x  | BEACONPHAR            | 62,278        | 1.4%            | 11.1              | 66.6x | 10.7x |
| Paper & Printing       | 7,289   | 7,306   | -16.37   | -0.22% | 6                | 26,082        | 0.6%            | 117.6             | 1.2%                | NM    | 1.8x  | BRACBANK              | 56,940        | 1.3%            | 168.1             | 10.7x | 1.1x  |
| Tannery                | 3,419   | 3,391   | +28.40   | +0.84% | 6                | 36,496        | 0.8%            | 120.7             | 1.2%                | 51.5x | 3.6x  | ISLAMIBANK            | 52,647        | 1.2%            | 20.2              | 10.7x | 0.8x  |
| Jute                   | 8,496   | 8,403   | +93.35   | +1.11% | 3                | 1,955         | 0.0%            | 5.8               | 0.1%                | NM    | 27.6x | DUTCHBANGL            | 40,607        | 0.9%            | 0.9               | 7.0x  | 1.1x  |
| Ceramics               | 832     | 831     | +1.33    | +0.16% | 5                | 37,474        | 0.8%            | 1,045.8           | 10.7%               | 35.1x | 2.2x  | SUMITPOWER            | 40,045        | 0.9%            | 8.4               | 9.5x  | 1.1x  |
| Miscellaneous          | 4,459   | 4,415   | +43.52   | +0.99% | 15               | 247,631       | 5.4%            | 1,342.2           | 13.7%               | 12.3x | 2.1x  | POWERGRID             | 39,770        | 0.9%            | 49.5              | 10.8x | 0.4x  |
| Bond**                 | 94      | 93      | +1.24    | +1.34% | 8                | 35,128        | 0.8%            | 13.2              | 0.1%                | NM    | NM    | TITASGAS              | 38,085        | 0.8%            | 7.7               | 11.4x | 0.5x  |

| Top Ten Gainers | Close Price (BDT) | Δ%    | Turnover (BDT Mn) | PE    | PB   |
|-----------------|-------------------|-------|-------------------|-------|------|
| MEGHNAINS       | 19.3              | +9.7% | 0.0               | 26.5x | 1.3x |
| MONNOFABR       | 29.2              | +9.4% | 350.9             | NM    | 1.1x |
| SAIFPOWER       | 34.6              | +9.1% | 216.1             | 16.5x | 2.1x |
| BEACHHATCH      | 45.1              | +7.6% | 59.4              | NM    | 4.7x |
| EIL             | 32.1              | +7.4% | 60.2              | 15.9x | 1.8x |
| JUTESPINN       | 133.6             | +6.1% | 0.2               | NM    | NM   |
| DOMINAGE        | 24.4              | +5.6% | 47.2              | 47.8x | 1.4x |
| FAREASTFIN      | 5.8               | +5.5% | 0.0               | NM    | 5.0x |
| UNITEDINS       | 50.9              | +4.7% | 4.4               | 30.3x | 1.5x |
| BXPBARMA        | 163.2             | +4.3% | 41.4              | 12.7x | 1.8x |

| Top Twenty Free Float Mcap | Free Float Mcap (BDT Mn) | % of Total Free Float Mcap | PE    | PB    |
|----------------------------|--------------------------|----------------------------|-------|-------|
| SQURPHARMA                 | 125,107                  | 7.3%                       | 10.3x | 1.9x  |
| BEXIMCO                    | 78,615                   | 4.6%                       | 8.2x  | 1.5x  |
| BATBC                      | 78,342                   | 4.6%                       | 19.4x | 9.0x  |
| RENATA                     | 69,311                   | 4.0%                       | 25.7x | 5.0x  |
| BXPBARMA                   | 50,833                   | 3.0%                       | 12.7x | 1.8x  |
| BEACONPHAR                 | 43,594                   | 2.5%                       | 66.6x | 10.7x |
| GP                         | 41,198                   | 2.4%                       | 12.4x | 7.1x  |
| BRACBANK                   | 30,611                   | 1.8%                       | 10.7x | 1.1x  |
| LHBL                       | 29,452                   | 1.7%                       | 22.0x | 4.7x  |
| ISLAMIBANK                 | 25,628                   | 1.5%                       | 10.7x | 0.8x  |
| EBL                        | 21,844                   | 1.3%                       | 6.6x  | 0.9x  |
| NBL                        | 18,422                   | 1.1%                       | NM    | 0.5x  |
| PUBALIBANK                 | 18,314                   | 1.1%                       | 5.9x  | 0.7x  |
| CITYBANK                   | 16,376                   | 1.0%                       | 4.6x  | 0.7x  |
| ALARABANK                  | 16,033                   | 0.9%                       | 11.8x | 1.2x  |
| BSRMLTD                    | 15,827                   | 0.9%                       | 5.4x  | 0.7x  |
| OLYMPIC                    | 15,648                   | 0.9%                       | 14.8x | 2.8x  |
| ROBI                       | 15,295                   | 0.9%                       | 83.4x | 2.3x  |
| SUMITPOWER                 | 14,733                   | 0.9%                       | 9.5x  | 1.1x  |
| ORIONPHARM                 | 14,596                   | 0.9%                       | 22.3x | 1.1x  |

| Most Traded Share | Close Price (BDT) | Δ%    | Turnover (BDT Mn) | PE    | PB   |
|-------------------|-------------------|-------|-------------------|-------|------|
| BEXIMCO           | 134.6             | +2.5% | 698.9             | 8.2x  | 1.5x |
| SPCERAMICS        | 50.3              | -1.9% | 523.1             | NM    | 1.6x |
| RAK CERAMIC       | 52.3              | +1.2% | 360.6             | 23.9x | 3.1x |
| IPDC              | 58.6              | +3.4% | 358.7             | 24.2x | 3.3x |
| MONNOFABR         | 29.2              | +9.4% | 350.9             | NM    | 1.1x |
| JHRML             | 83.6              | -1.1% | 343.2             | 40.2x | 2.7x |
| SAIFPOWER         | 34.6              | +9.1% | 216.1             | 16.5x | 2.1x |
| UNIQUEHRL         | 65.4              | +2.2% | 206.3             | 22.3x | 0.7x |
| ORIONPHARM        | 91.7              | +2.0% | 171.6             | 22.3x | 1.1x |
| HRTEX             | 100.0             | +3.6% | 168.5             | 30.2x | 2.2x |

| Top Ten Losers | Close Price (BDT) | Δ%    | Turnover (BDT Mn) | PE    | PB    |
|----------------|-------------------|-------|-------------------|-------|-------|
| STANCERAM      | 139.3             | -2.0% | 1.1               | NM    | 18.8x |
| MEGCONMILK     | 25.0              | -2.0% | 4.4               | NM    | NM    |
| NAHEEACP       | 70.4              | -1.9% | 50.2              | 24.1x | 3.7x  |
| SPCERAMICS     | 50.3              | -1.9% | 523.1             | NM    | 1.6x  |
| GEMINISEA      | 359.6             | -1.9% | 37.4              | 19.8x | 62.4x |
| FUWANGCER      | 20.3              | -1.9% | 128.1             | 70.0x | 1.7x  |
| BGIC           | 45.7              | -1.9% | 2.7               | 23.8x | 2.3x  |
| KTL            | 30.6              | -1.9% | 18.3              | 62.3x | 1.8x  |
| EASTRNLUB      | 1,952.2           | -1.9% | 15.8              | NM    | 10.7x |
| BRACBANK       | 40.9              | -1.9% | 168.1             | 10.7x | 1.1x  |

| Block Trade | Maximum Price (BDT) | Minimum Price (BDT) | No. of Trade | Quantity ('000) | Turnover (BDT Mn) |
|-------------|---------------------|---------------------|--------------|-----------------|-------------------|
| MONNOFABR   | 29.0                | 26.2                | 153.0        | 5,773           | 155.92            |
| RENATA      | 1,319.0             | 1,319.0             | 1.0          | 76              | 100.51            |
| RDFOOD      | 49.0                | 49.0                | 3.0          | 2,000           | 98.00             |
| IPDC        | 55.7                | 55.6                | 9.0          | 1,163           | 64.67             |
| FORTUNE     | 106.3               | 101.0               | 4.0          | 263             | 27.49             |
| SALVOCHEM   | 71.0                | 67.6                | 3.0          | 341             | 24.05             |
| BEACONPHAR  | 289.5               | 270.0               | 2.0          | 63              | 17.39             |
| LIBRAINFU   | 854.3               | 854.3               | 1.0          | 18              | 15.39             |
| PTL         | 76.0                | 76.0                | 1.0          | 200             | 15.20             |
| PRIMEINSUR  | 94.8                | 94.8                | 2.0          | 160             | 15.17             |

\*NBFI Sector PE calculation methodology has been modified to reflect positive earnings only.

\*\* The base of the Bond index starts at 100, starting from Jan 13, 2022

| Block Trade  | Maximum Price (BDT) | Minimum Price (BDT) | Turnover (BDT Mn) | Quantity ('000) | No. of Trade |
|--------------|---------------------|---------------------|-------------------|-----------------|--------------|
| MONNOFABR    | 29.0                | 26.2                | 155.9             | 5,773           | 153          |
| RENATA       | 1,319.0             | 1,319.0             | 100.5             | 76              | 1            |
| RDFOOD       | 49.0                | 49.0                | 98.0              | 2,000           | 3            |
| IPDC         | 55.7                | 55.6                | 64.7              | 1,163           | 9            |
| FORTUNE      | 106.3               | 101.0               | 27.5              | 263             | 4            |
| SALVOCHEM    | 71.0                | 67.6                | 24.1              | 341             | 3            |
| BEACONPHAR   | 289.5               | 270.0               | 17.4              | 63              | 2            |
| LIBRAINFU    | 854.3               | 854.3               | 15.4              | 18              | 1            |
| PTL          | 76.0                | 76.0                | 15.2              | 200             | 1            |
| PRIMEINSUR   | 94.8                | 94.8                | 15.2              | 160             | 2            |
| NAHEEACP     | 75.0                | 70.4                | 14.9              | 212             | 2            |
| HRTEX        | 95.5                | 94.7                | 13.8              | 146             | 6            |
| GSPFINANCE   | 33.1                | 32.5                | 12.3              | 374             | 4            |
| MLDYEING     | 23.2                | 23.2                | 11.6              | 500             | 5            |
| KTL          | 31.7                | 31.3                | 9.5               | 302             | 7            |
| SILCOPHL     | 27.1                | 27.0                | 9.5               | 350             | 5            |
| IMAMBUTTON   | 93.7                | 93.7                | 9.5               | 101             | 1            |
| BDCOM        | 37.0                | 37.0                | 6.3               | 170             | 1            |
| BRACBANK     | 43.8                | 40.9                | 6.3               | 150             | 2            |
| AL-HAJTEX    | 106.0               | 104.9               | 6.2               | 59              | 5            |
| DSHGARME     | 161.0               | 161.0               | 4.3               | 27              | 1            |
| ABB1STMF     | 5.3                 | 5.3                 | 3.2               | 600             | 1            |
| <b>Total</b> |                     |                     | <b>655.3</b>      |                 | <b>234</b>   |

**Upcoming Corporate Events**

| DSE Ticker   | Right Share | Dividend |        | Event       | Date         |
|--|-------------|----------|--------|-------------|--------------|
|  |             | Stock    | Cash   |             |              |
| Islami Insurance Bangladesh Limited                    | -           | 0.0%     | 12.5%  | Record Date | 20-Jun-22    |
| Beximco Green Sukuk Al Istisna'a                       | -           | 0.0%     | 5.8%   | Record Date | 22-Jun-22    |
| Marico Bangladesh Limited                              | -           | 0.0%     | 450.0% | Record Date | 23-Jun-22    |
| Berger Paints Bangladesh Ltd.                          | -           | 0.0%     | 100.0% | Record Date | 26-Jun-22    |
| Premier Bank Perpetual Bond                            | -           | 0.0%     | 10.0%  | Record Date | 26-Jun-22    |
| MIDAS Financing Ltd.                                   | -           | 1.0%     | 1.0%   | Record Date | 29-Jun-22    |
| APSCCL Non-Convertible and Fully Redeemable Coupon Bea | -           | 0.0%     | 5.3%   | Record Date | 4-Jul-22     |
| Janata Insurance Company Ltd.                          | -           | 5.0%     | 6.0%   | Record Date | 7-Jul-22     |
| Bangladesh General Insurance Company Ltd.              | -           | 0.0%     | 12.5%  | Record Date | 7-Jul-22     |
| Prime Insurance Company Ltd.                           | -           | 0.0%     | 15.0%  | Record Date | 12-Jul-22    |
| Union Insurance Company Limited                        | -           | 0.0%     | 5.0%   | Record Date | 20-Jul-22    |
| Express Insurance Limited                              | -           | 0.0%     | 10.0%  | Record Date | 21-Jul-22    |
| Purabi Gen. Insurance Company Ltd.                     | -           | 0.0%     | 10.0%  | Record Date | 25-Jul-22    |
| Bangladesh Industrial Fin. Co. Ltd.                    | -           | 0.0%     | 0.0%   | Record Date | 25-Jul-22    |
| Kay & Que (Bangladesh) Ltd.                            | -           | 0.0%     | 5.0%   | Record Date | Notify later |

**Important DSE News**
**EIL**

The Board of Directors has recommended 10% cash dividend for the year ended December 31, 2021. Date of AGM: 01.09.2022, Time: 11:30 AM, Venue: Digital Platform. Record Date: 21.07.2022. The Company has also reported EPS of Tk. 1.85, NAV per share of Tk. 17.09 and NOCFPS of Tk. 3.17 for the year ended December 31, 2021 as against Tk. 1.64, Tk. 19.00 and Tk. 4.40 respectively for the same period of the previous year.

**(Q1 Un-audited):** EPS was Tk. 0.65 for January-March 2022 as against Tk. 0.48 for January-March 2021. NOCFPS was Tk. 1.39 for January-March 2022 as against Tk. 0.52 for January-March 2021. NAV per share was Tk. 17.74 as on March 31, 2022 and Tk. 17.09 as on December 31, 2021.

**ABBANK**

Extension of public offer subscription portion of perpetual bond of AB Bank Limited up to August 22, 2022: BSEC has extended the consent validity and subscription period of public offer portion of BDT 60.00 crore of transferrable, unsecured, non-cumulative, contingent-convertible perpetual bond of AB Bank Limited up to August 22, 2022.

**DHAKAINS**

**(Q1 Un-audited):** EPS was Tk. 0.75 for January-March 2022 as against Tk. 0.70 for January-March 2021. NOCFPS was Tk. 0.54 for January-March 2022 as against Tk. 0.14 for January-March 2021. NAV per share (with revaluation) was Tk. 34.48 as on March 31, 2022 and Tk. 33.78 as on December 31, 2021, NAV per share (without revaluation) was Tk. 23.85 as on March 31, 2022 and Tk. 23.14 as on December 31, 2021. NOCFPS has been increased due to enhancement of premium income and commission earned on re-insurance ceded premium compared to the corresponding period.

**ESQUIRENIT**

The Company has informed that the Board of Directors has approved the investment decision amounting to BDT 47,775,000.00 for its subsidiary L' Esquire Limited. This investment is part of a continued investment in a subsidiary company that will meet upcoming exports opportunities and securing Profit and Dividend for the company. This investment will be financed on the basis of withdrawal of equivalent capital invested in two associate companies of the Company, where Esquire Electronics Limited had BDT 37,500,000.00 and Esquire Accessories Limited had BDT 10,275,000.00. The Board has further decided that, the Company would withdraw BDT 37,500,000.00 invested in Esquire Electronics Limited and BDT 10,275,000.00 invested in Esquire Accessories Limited, which are two associates of the company. This decision was made as they have not declared any dividend since Esquire Knit Composite Limited invested in the two associate companies.

**Disclaimer:** This report has been prepared by BRAC EPL Stock Brokerage Ltd and is provided for information purposes. It is not, under any circumstances, to be used or considered as an offer to sell, or a solicitation of any offer to buy. Reasonable care has been taken to ensure that the information is not untrue and misleading. BRAC EPL Stock Brokerage Ltd makes no representation or warranty as to the accuracy or completeness of such information. All opinions and estimates included in this report constitute our judgment as of this date and are subject to change without notice.