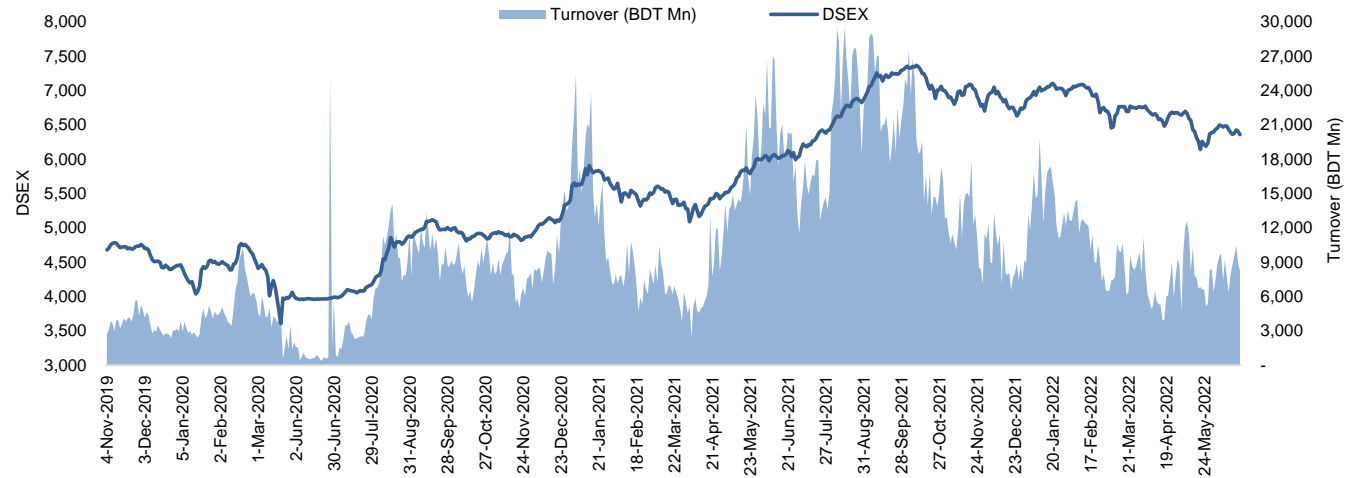


**Daily Market Update**

The market closed in red today. The benchmark index DSEX (-0.77%) lost 49.08 points and closed at 6,357.39. The blue-chip index DS30 (-0.66%), the Shariah-based index DSES (-0.65%), and the large-cap index CDSET (-0.48%) closed at 2,314.58, 1,388.02, and 1,268.50 points, respectively. All the large-cap sectors posted negative performance today. NBFi experienced the highest loss of 1.11% followed by Fuel & Power (-0.79%), Bank (-0.75%), Telecommunication (-0.70%), Food & Allied (-0.58%), Pharmaceutical (-0.49%), and Engineering (-0.38%) respectively. Block trades contributed 1.1% of the overall market turnover. Bangladesh Export Import Company Ltd. (+0.7%) was the most traded share with a turnover of BDT 836 million.



Index	Closing	Opening	Point Δ	%Δ	YTD %Δ
DSEX	6,357.39	6,406.47	-49.08	-0.77%	-5.9%
DS30	2,314.58	2,329.95	-15.38	-0.66%	-8.6%
DSES	1,388.02	1,397.11	-9.09	-0.65%	-3.0%
CDSET	1,268.50	1,274.66	-6.16	-0.48%	-6.7%

	Advanced	Declined	Unchanged	Total
All Category	37	325	19	381
A Category (Equity)	23	224	15	262
B Category (Equity)	9	79	1	89
N Category (Equity)	2	5	0	7
Z Category (Equity)	3	17	3	23
Mutual Funds	1	26	8	35
Corporate Bonds	1	2	0	3

		Today	Last Day	Daily %Δ
Mcap	Mn BDT	5,149,752	5,181,297	
	Mn USD	55,493	55,833	-0.6%
Turnover	Mn BDT	8,224	8,958	-8.2%
	Mn USD	89	97	
Volume	Mn Shares	190	208	-8.9%
No. of Trade		136,962	162,523	-15.7%

\* Exchange Rate is BDT 92.80 as of Jun 20, 2022

Figure: Sectorial Turnover (BDT)

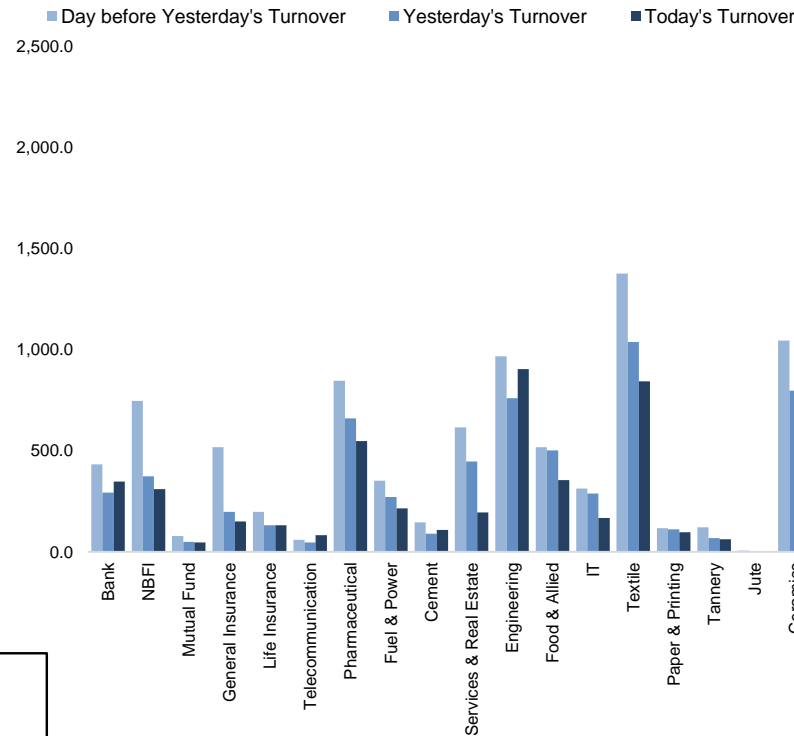
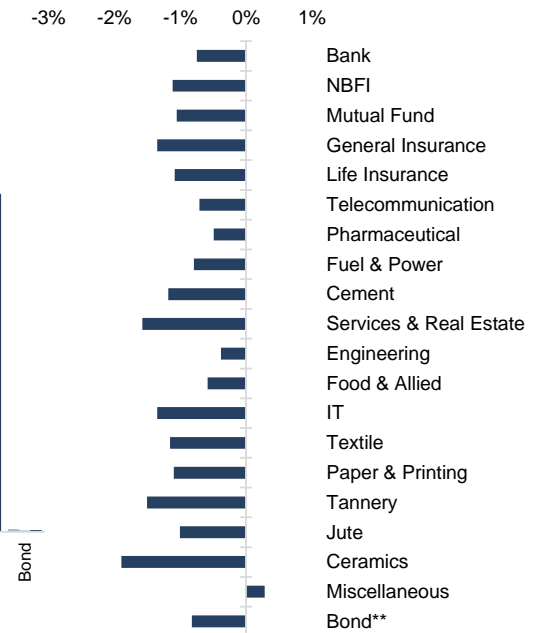


Figure: Sectorial Mcap Change



Market PE 15.8x  
Market PB 1.7x

<b>Fahim Hassan</b> Research Associate (880) 1709636546 fahim.hassan@bracepl.com	<b>Billal Hossain</b> Research Associate (880) 1708805229 billal.hossain@bracepl.com
---	---

Sector Index	Closing	Opening	Points Δ	%Δ	No. of Companies	Mcap (BDT Mn)	% of Total Mcap	Turnover (BDT Mn)	% of Total Turnover	PE	PB	Top Twenty Market Cap	Mcap (BDT Mn)	% of Total Mcap	Turnover (BDT Mn)	PE	PB
Bank	1,434	1,444	-10.78	-0.75%	33	658,821	14.5%	347.7	5.3%	7.8x	0.8x	GP	410,896	9.1%	40.0	12.3x	7.1x
NBFI	2,004	2,026	-22.53	-1.11%	23	197,145	4.3%	310.8	4.7%	NM	3.6x	WALTONHIL	326,708	7.2%	2.8	22.8x	3.4x
Mutual Fund	871	881	-9.26	-1.05%	36	38,571	0.9%	45.6	0.7%	NM	0.8x	BATBC	293,652	6.5%	46.7	19.2x	8.9x
General Insurance	3,441	3,488	-47.03	-1.35%	41	101,541	2.2%	149.5	2.3%	16.2x	1.7x	SQURPHARMA	190,321	4.2%	63.9	10.3x	1.9x
Life Insurance	2,285	2,310	-24.98	-1.08%	13	64,189	1.4%	131.8	2.0%	NM	NM	ROBI	150,852	3.3%	21.7	82.3x	2.3x
Telecommunication	5,066	5,102	-35.93	-0.70%	3	597,236	13.2%	81.8	1.2%	15.9x	4.4x	UPGDCL	145,098	3.2%	4.8	11.7x	4.4x
Pharmaceutical	3,780	3,798	-18.60	-0.49%	32	709,539	15.6%	547.4	8.3%	17.5x	2.5x	RENATA	141,945	3.1%	11.8	25.6x	5.0x
Fuel & Power	1,783	1,797	-14.18	-0.79%	23	465,291	10.3%	214.6	3.2%	11.6x	1.2x	BEXIMCO	121,896	2.7%	835.6	8.5x	1.6x
Cement	2,423	2,452	-28.92	-1.18%	7	118,648	2.6%	108.7	1.6%	25.2x	2.6x	LHBL	81,064	1.8%	76.2	21.4x	4.6x
Services & Real Estate	1,444	1,467	-23.07	-1.57%	8	54,883	1.2%	194.1	2.9%	89.7x	1.1x	BERGERPBL	79,584	1.8%	5.6	27.4x	7.5x
Engineering	4,661	4,679	-17.81	-0.38%	42	544,989	12.0%	904.1	13.7%	19.0x	1.9x	ICB	79,051	1.7%	3.0	44.7x	1.8x
Food & Allied	22,064	22,193	-128.93	-0.58%	21	392,254	8.6%	355.1	5.4%	23.7x	9.2x	MARICO	75,874	1.7%	7.2	21.3x	28.2x
IT	2,655	2,692	-36.27	-1.35%	11	33,604	0.7%	167.9	2.5%	27.3x	2.4x	BXPBARMA	72,716	1.6%	32.9	12.7x	1.8x
Textile	1,564	1,583	-18.27	-1.15%	58	169,022	3.7%	843.9	12.8%	25.2x	1.0x	BEACONPHAR	61,769	1.4%	18.3	66.0x	10.6x
Paper & Printing	7,214	7,293	-79.80	-1.09%	6	25,811	0.6%	96.7	1.5%	NM	1.8x	BRACBANK	58,965	1.3%	35.8	11.1x	1.1x
Tannery	3,346	3,397	-51.07	-1.50%	6	35,717	0.8%	62.3	0.9%	50.4x	3.5x	ISLAMIBANK	52,486	1.2%	16.8	10.7x	0.8x
Jute	8,357	8,441	-84.55	-1.00%	3	1,923	0.0%	3.7	0.1%	NM	27.1x	DUTCHBANGL	44,111	1.0%	5.7	7.6x	1.2x
Ceramics	810	826	-15.63	-1.89%	5	36,490	0.8%	371.6	5.6%	34.2x	2.2x	SUMITPOWER	39,725	0.9%	6.2	9.5x	1.1x
Miscellaneous	4,536	4,523	+12.91	+0.29%	15	251,925	5.6%	1,671.6	25.3%	12.4x	2.1x	POWERGRID	39,699	0.9%	40.1	10.8x	0.4x
Bond**	93	94	-0.77	-0.82%	9	38,815	0.9%	9.4	0.1%	NM	NM	TITASGAS	37,689	0.8%	8.9	11.3x	0.5x

Top Ten Gainers	Close Price (BDT)	Δ%	Turnover (BDT Mn)	PE	PB	Top Twenty Free Float Mcap	Free Float Mcap (BDT Mn)	% of Total Free Float Mcap	PE	PB	Most Traded Share	Close Price (BDT)	Δ%	Turnover (BDT Mn)	PE	PB
MEGHNAINS	23.3	+9.9%	0.1	32.2x	1.6x	SQURPHARMA	124,527	7.3%	10.3x	1.9x	BEXIMCO	139.1	+0.7%	835.6	8.5x	1.6x
FINEFOODS	46.4	+5.0%	39.2	NM	4.4x	BEXIMCO	81,244	4.8%	8.5x	1.6x	JHRML	88.6	+3.1%	420.7	29.9x	2.9x
KDSALTD	61.3	+3.4%	128.2	26.6x	2.4x	BATBC	77,671	4.5%	19.2x	8.9x	ANWARGALV	418.0	-0.3%	347.1	38.5x	24.8x
SONARGAON	35.7	+3.2%	34.0	NM	3.2x	RENATA	69,170	4.1%	25.6x	5.0x	BSC	120.1	-0.3%	343.3	8.9x	1.7x
JHRML	88.6	+3.1%	420.7	29.9x	2.9x	BXPBARMA	50,771	3.0%	12.7x	1.8x	SPCERAMICS	50.4	-1.9%	248.7	NM	1.6x
HAKKANIPUL	65.9	+3.0%	40.7	NM	2.8x	BEACONPHAR	43,239	2.5%	66.0x	10.6x	MONNOFABR	28.7	-1.7%	205.2	NM	1.1x
IMAMBUTTON	97.0	+2.9%	15.9	NM	20.2x	GP	41,090	2.4%	12.3x	7.1x	IPDC	57.9	-1.9%	137.5	23.9x	3.3x
NBL	8.2	+2.5%	60.4	NM	0.5x	BRACBANK	31,700	1.9%	11.1x	1.1x	KDSALTD	61.3	+3.4%	128.2	26.6x	2.4x
CROWNCEMNT	68.7	+2.2%	2.3	34.9x	1.3x	LHBL	28,632	1.7%	21.4x	4.6x	QUASEMIND	66.0	-0.9%	90.1	NM	2.4x
EASTRNLU	1,952.0	+2.0%	7.1	NM	10.7x	ISLAMIBANK	25,550	1.5%	10.7x	0.8x	RAKCEAMIC	50.6	-1.9%	88.3	23.1x	3.0x

Top Ten Losers	Close Price (BDT)	Δ%	Turnover (BDT Mn)	PE	PB	NBL <th>Turnover (BDT Mn)</th> <th>PE</th> <th>PB</th> <th>Block Trade</th> <th>Maximum Price (BDT)</th> <th>Minimum Price (BDT)</th> <th>No. of Trade</th> <th>Quantity ('000)</th> <th>Turnover (BDT Mn)</th>	Turnover (BDT Mn)	PE	PB	Block Trade	Maximum Price (BDT)	Minimum Price (BDT)	No. of Trade	Quantity ('000)	Turnover (BDT Mn)	
ATCSLGF	9.8	-2.0%	2.1	NM	1.0x	NBL	18,883	1.1%	NM	0.5x	EBL	33.5	33.2	3.0	22,961	762.83
MONNOCERA	102.9	-2.0%	8.1	NM	1.2x	PUBALIBANK	18,103	1.1%	5.8x	0.6x	ANWARGALV	440.0	425.0	4.0	400	174.30
KTL	29.4	-2.0%	4.8	59.9x	1.7x	CITYBANK	16,447	1.0%	4.6x	0.7x	BANKASIA	20.2	20.2	1.0	6,906	139.50
FASFIN	4.9	-2.0%	4.3	NM	NM	OLYMPIC	15,848	0.9%	15.0x	2.8x	ORIONPHARM	93.0	93.0	1.0	1,500	139.50
SEMLLECMF	9.8	-2.0%	1.8	NM	1.1x	ALARABANK	15,661	0.9%	11.6x	1.1x	RENATA	1,323.0	1,323.0	1.0	76	100.55
COPPERTECH	39.3	-2.0%	25.1	22.7x	3.0x	BSRMLTD	15,506	0.9%	5.3x	0.7x	BRACBANK	41.0	39.4	8.0	1,943	76.76
BDCOM	34.4	-2.0%	50.9	23.0x	2.2x	ROBI	15,085	0.9%	82.3x	2.3x	LHBL	77.9	77.9	2.0	400	31.16
ADVENT	24.6	-2.0%	13.2	20.9x	1.8x	SUMITPOWER	14,615	0.9%	9.5x	1.1x	HRTEX	101.6	101.1	9.0	255	25.86
PEOPLESINS	49.2	-2.0%	8.8	18.8x	1.6x	UPGDCL	14,510	0.8%	11.7x	4.4x	CITYBANK	23.0	23.0	1.0	1,000	23.00
BRACBANK	39.4	-2.0%	35.8	11.1x	1.1x						RDFOOD	51.9	51.9	1.0	410	21.28

\*NBFI Sector PE calculation methodology has been modified to reflect positive earnings only.

\*\* The base of the Bond index starts at 100, starting from Jan 13, 2022

Block Trade	Maximum Price (BDT)	Minimum Price (BDT)	Turnover (BDT Mn)	Quantity ('000)	No. of Trade
EBL	33.5	33.2	762.8	22,961	3
ANWARGALV	440.0	425.0	174.3	400	4
BANKASIA	20.2	20.2	139.5	6,906	1
ORIONPHARM	93.0	93.0	139.5	1,500	1
RENATA	1,323.0	1,323.0	100.5	76	1
BRACBANK	41.0	39.4	76.8	1,943	8
LHBL	77.9	77.9	31.2	400	2
HRTEX	101.6	101.1	25.9	255	9
CITYBANK	23.0	23.0	23.0	1,000	1
RDFOOD	51.9	51.9	21.3	410	1
GSPFINANCE	34.1	32.0	16.2	503	2
AL-HAJTEX	114.5	112.7	13.1	116	5
STANDBANKL	8.9	8.9	10.2	1,150	1
SAIFPOWER	36.7	34.1	9.9	277	6
BEACONPHAR	265.0	265.0	8.2	31	2
NAHEEACP	70.4	68.1	7.7	112	3
JAMUNABANK	22.8	21.4	6.6	300	2
DELTALIFE	128.0	128.0	5.8	45	3
SILCOPHL	28.0	28.0	5.6	200	4
IPDC	57.9	57.9	3.5	60	1
ICBAGRANI1	10.2	10.2	2.3	225	1
QUASEMIND	73.0	73.0	2.2	30	1
<b>Total</b>			<b>1,605.8</b>		<b>87</b>

**Upcoming Corporate Events**

DSE Ticker	Right Share	Dividend		Event	Date
		Stock	Cash		
Beximco Green Sukuk Al Istisna'a	-	0.0%	5.8%	Record Date	22-Jun-22
Marico Bangladesh Limited	-	0.0%	450.0%	Record Date	23-Jun-22
Berger Paints Bangladesh Ltd.	-	0.0%	100.0%	Record Date	26-Jun-22
Premier Bank Perpetual Bond	-	0.0%	10.0%	Record Date	26-Jun-22
MIDAS Financing Ltd.	-	1.0%	1.0%	Record Date	29-Jun-22
APSCL Non-Convertible and Fully Redeemable Coupon Be	-	0.0%	5.3%	Record Date	04-Jul-22
Janata Insurance Company Ltd.	-	5.0%	6.0%	Record Date	07-Jul-22
Bangladesh General Insurance Company Ltd.	-	0.0%	12.5%	Record Date	07-Jul-22
Pragati Life Insurance Ltd.	-	6.0%	11.0%	Record Date	07-Jul-22
Prime Insurance Company Ltd.	-	0.0%	15.0%	Record Date	12-Jul-22
Union Insurance Company Limited	-	0.0%	5.0%	Record Date	20-Jul-22
Express Insurance Limited	-	0.0%	10.0%	Record Date	21-Jul-22
Purabi Gen. Insurance Company Ltd.	-	0.0%	10.0%	Record Date	25-Jul-22
Bangladesh Industrial Fin. Co. Ltd.	-	0.0%	0.0%	Record Date	25-Jul-22
National Life Insurance Company Ltd.	-	0.0%	35.0%	Record Date	28-Jul-22
Kay & Que (Bangladesh) Ltd.	-	0.0%	5.0%	Record Date	Notify later

**Important DSE News**
**CBLPBOND**

Trading of the Bond of City Bank Perpetual Bond will commence at DSE from today i.e. June 20, 2022 under 'N' category. DSE Trading Code for City Bank Perpetual Bond is "CBLPBOND" and DSE Company Code is 26011. Some salient features of the bond are as follows: 1. Name of the Bond: City Bank Perpetual Bond, 2. Issuer: The City Bank Limited, 3. Issue price: BDT 1,000,000 per bond, 4. Face value: BDT 1,000,000 per bond, 5. Market lot: 01 (One), 6. Tenure: N/A, 7. Range of rate of return: 6%-10%, 8. Margin with rate of return: 2.00%, 9. Coupon payment frequency: Semi-Annual.

**BERGERPBL**

The Company has informed that the Board of Directors has decided to establish a wholly owned subsidiary company named "Berger Tech Consulting Limited" for the purpose of carrying on the business of providing different Information Technology Enabled Services and related consultancy services in Bangladesh. Berger Paints Bangladesh Limited will invest BDT 2,500.00 thousand for establishment of the company.

**QUASEMIND**

Refer to their earlier news disseminated by DSE on 25.02.2020 regarding Decision to establish a Artificial Quartz Product Manufacturing Unit of the Company, the Company has informed that they have successfully completed the final trial operation of Artificial Quartz Product Manufacturing Unit (AQPMU) on June 16, 2022. The Company has also informed that the commercial operation of AQPMU will be started on June 20, 2022.

**SONALILIFE**

Ms. Noor-E-Hafza, one of the Sponsor Directors of the Company, has expressed her intention to transfer her 2,10,000 shares out of her total holding 11,60,085 shares of the Company to her daughter Ms. Ishra Tahiyat (Director), by way of gift outside the trading system of the Exchange within next 30 working days from the date of issuance of approval letter by DSE.

Mr. Khair Mohammad Farookh, one of the Nominated Directors of the Company, has expressed his intention to transfer his 1,27,500 shares out of his total holding 5,00,086 shares of the Company to his daughter Ms. Ishra Tahiyat (Director), by way of gift outside the trading system of the Exchange within next 30 working days from the date of issuance of approval letter by DSE..

Ms. Shafia Sobhan Chowdhury, one of the Sponsor Directors of the Company, has expressed her intention to transfer her 6,50,000 shares out of her total holding 21,30,086 shares of the Company to her spouse Mr. Mostafa Quamrus Sobhan (Director), by way of gift outside the trading system of the Exchange within next 30 working days from the date of issuance of approval letter by DSE.

Mr. Mostafa Golam Quddus, one of the Directors of the Company has expressed his intention to transfer 17,10,000 shares out of his holding of 26,80,000 shares of the Company where 14,80,000 shares to his daughter Ms. Fuzia Quamrun Tania (Sponsor Director) and 2,30,000 shares to his spouse Mst. Fazlutun Nessa (Director) respectively, by way of gift outside the trading system of the Exchange within next 30 working days from the date of issuance of approval letter by DSE.

**EBL**

Mrs. Salina Ali, one of the Nominated Directors of the Company, has expressed her intention to sell 1,55,00,000 shares out of her holding 1,68,57,771 shares of the Company at prevailing market price (in the Block Market) through Dhaka Stock Exchange within next 30 working days.

**MERCANBANK**

Mrs. Bilkis Begum, one of the Sponsors of the Company, has expressed her intention to sell 3,00,000 shares out of her holding 18,91,982 shares of the Company at prevailing market price (in the Public Market) through Dhaka Stock Exchange within next 30 working days.

**Disclaimer:** This report has been prepared by BRAC EPL Stock Brokerage Ltd and is provided for information purposes. It is not, under any circumstances, to be used or considered as an offer to sell, or a solicitation of any offer to buy. Reasonable care has been taken to ensure that the information is not untrue and misleading. BRAC EPL Stock Brokerage Ltd makes no representation or warranty as to the accuracy or completeness of such information. All opinions and estimates included in this report constitute our judgment as of this date and are subject to change without notice.

**DHAKABANK**

Mr. Khondoker Monir Uddin, one of the Sponsor Directors of the company, has further informed that he has completed his buying of 1,35,00,000 shares of the company at prevailing market price through Dhaka Stock Exchange as per declaration disseminated on 05.06.2022.

**MONNOFABR**

Monno Welfare Foundation, one of the Corporate Directors of the Company, has further informed that it has completed its sale of 57,50,000 shares of the company through Dhaka Stock Exchange as per declaration disseminated on 14.06.2022.

**Disclaimer:** This report has been prepared by BRAC EPL Stock Brokerage Ltd and is provided for information purposes. It is not, under any circumstances, to be used or considered as an offer to sell, or a solicitation of any offer to buy. Reasonable care has been taken to ensure that the information is not untrue and misleading. BRAC EPL Stock Brokerage Ltd makes no representation or warranty as to the accuracy or completeness of such information. All opinions and estimates included in this report constitute our judgment as of this date and are subject to change without notice.