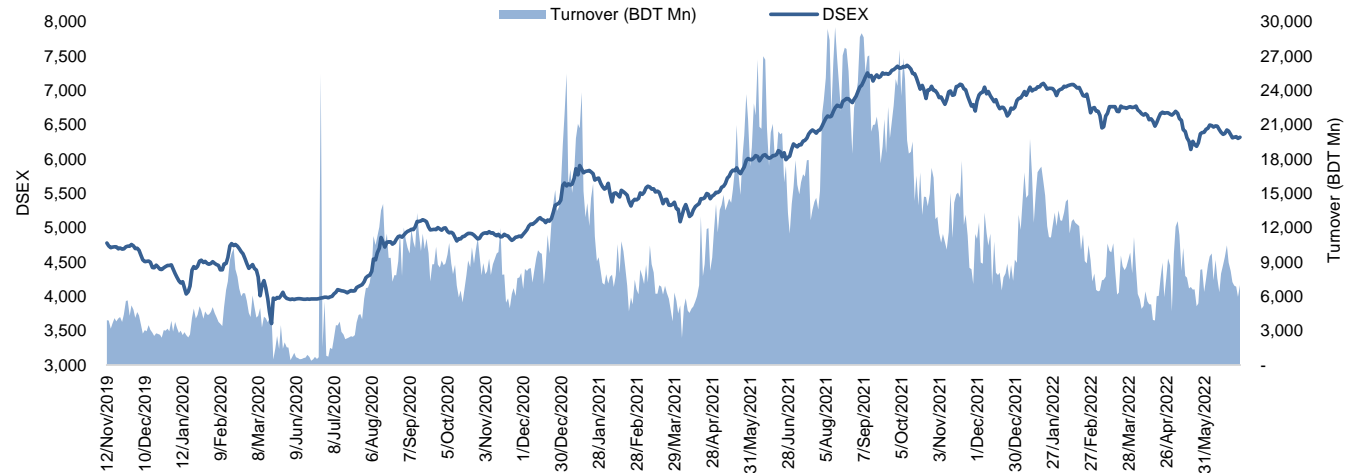


## Daily Market Update

The market closed in green today. The benchmark index DSEX (+0.31%) gained 19.24 points and closed at 6,320.33. The blue-chip index DS30 (-0.06%), the Shariah-based index DSES (+0.14%), and the large-cap index CDSET (-0.06%) closed at 2,285.21, 1,380.81, and 1,255.77 points, respectively. Large-cap sectors posted mixed performance today. Engineering booked the highest gain of 0.57% followed by Bank (+0.46%), Fuel & Power (+0.17%), Pharmaceutical (+0.14%). Telecommunication experienced the highest loss of 0.63% followed by NBF1 (-0.38%), Food & Allied (-0.11%). Block trades contributed 1.3% of the overall market turnover. Bangladesh Export Import Company Ltd. (+0.1%) was the most traded share with a turnover of BDT 460 million.



Index	Closing	Opening	Point Δ	%Δ	YTD %Δ
DSEX	6,320.33	6,301.09	+19.24	+0.31%	-6.5%
DS30	2,285.21	2,286.60	-1.39	-0.06%	-9.8%
DSES	1,380.81	1,378.87	+1.94	+0.14%	-3.5%
CDSET	1,255.77	1,256.54	-0.77	-0.06%	-7.6%

	Advanced	Declined	Unchanged	Total
All Category	237	91	54	382
A Category (Equity)	165	57	41	263
B Category (Equity)	58	24	7	89
N Category (Equity)	6	0	1	7
Z Category (Equity)	8	10	5	23
Mutual Funds	19	3	13	35
Corporate Bonds	4	4	0	8

		Today	Last Day	Daily %Δ
Mcap	Mn BDT	5,141,236	5,131,907	
	Mn USD	55,312	55,211	+0.2%
Turnover	Mn BDT	7,008	5,944	+17.9%
	Mn USD	75	64	
Volume	Mn Shares	182	160	+13.8%
No. of Trade		149,088	128,772	+15.8%

\* Exchange Rate is BDT 92.95 as of Jun 27, 2022

**Fahim Hassan**  
Research Associate  
(880) 1709636546  
fahim.hassan@bracepl.com

**Billal Hossain**  
Research Associate  
(880) 1708805229  
billal.hossain@bracepl.com

Figure: Sectorial Turnover (BDT)

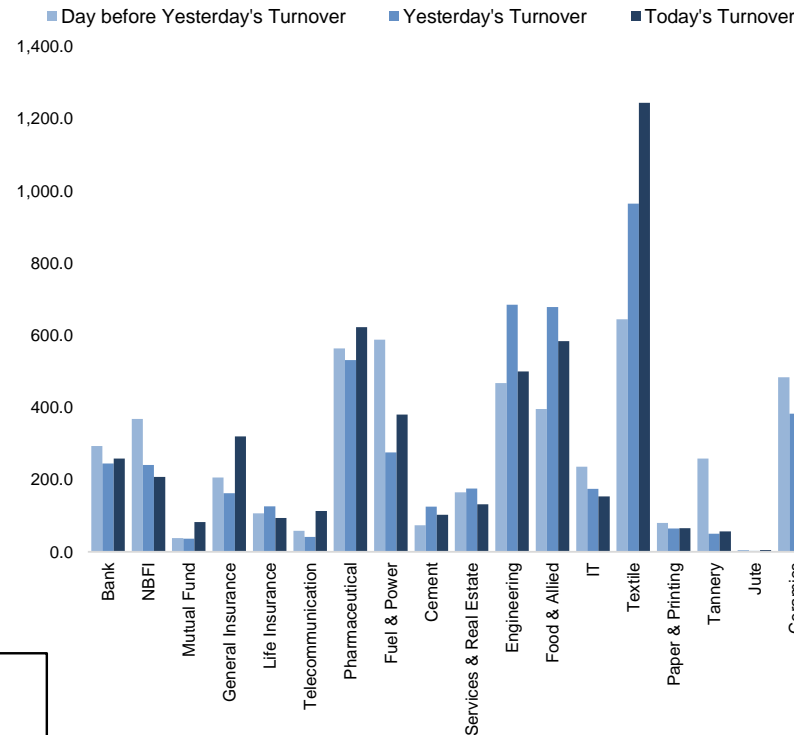
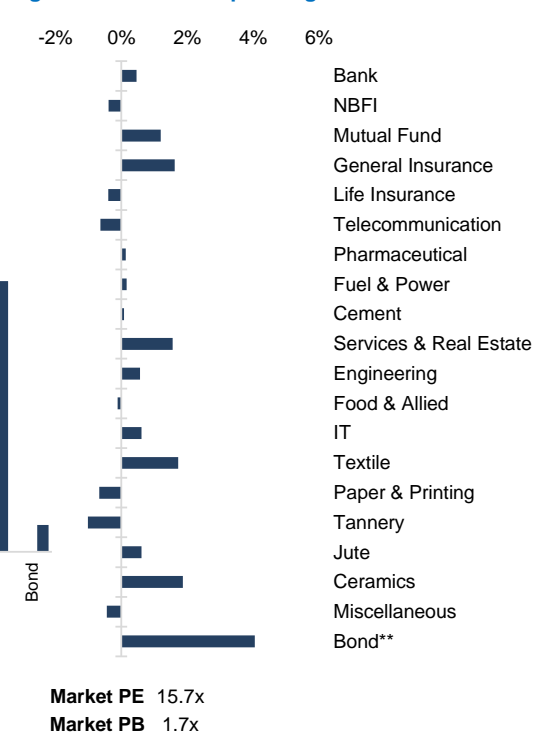


Figure: Sectorial Mcap Change



Sector Index	Closing	Opening	Points Δ	%Δ	No. of Companies	Mcap (BDT Mn)	% of Total Mcap	Turnover (BDT Mn)	% of Total Turnover	PE	PB	Top Twenty Market Cap	Mcap (BDT Mn)	% of Total Mcap	Turnover (BDT Mn)	PE	PB
Bank	1,435	1,428	+6.60	+0.46%	33	659,412	14.6%	258.0	4.1%	7.9x	0.8x	GP	409,006	9.0%	73.2	12.3x	7.1x
NBFI	1,970	1,978	-7.59	-0.38%	23	193,820	4.3%	207.6	3.3%	NM	3.6x	WALTONHIL	329,374	7.3%	4.9	23.0x	3.4x
Mutual Fund	878	867	+10.36	+1.19%	36	38,841	0.9%	82.7	1.3%	NM	0.8x	BATBC	292,356	6.5%	56.6	19.1x	8.9x
General Insurance	3,409	3,355	+54.31	+1.62%	41	100,593	2.2%	319.4	5.1%	16.0x	1.7x	SQURPHARMA	191,296	4.2%	87.7	10.3x	1.9x
Life Insurance	2,294	2,303	-9.06	-0.39%	13	64,426	1.4%	93.9	1.5%	NM	NM	ROBI	149,281	3.3%	23.1	81.4x	2.2x
Telecommunication	5,036	5,068	-32.15	-0.63%	3	593,725	13.1%	113.2	1.8%	15.8x	4.4x	UPGDCL	144,808	3.2%	4.3	11.7x	4.4x
Pharmaceutical	3,765	3,760	+5.09	+0.14%	32	706,722	15.6%	622.3	10.0%	17.4x	2.5x	RENATA	142,920	3.2%	24.2	25.8x	5.0x
Fuel & Power	1,797	1,794	+2.99	+0.17%	23	468,972	10.4%	380.7	6.1%	11.6x	1.2x	BEXIMCO	115,937	2.6%	460.4	8.1x	1.5x
Cement	2,390	2,388	+1.96	+0.08%	7	117,053	2.6%	102.7	1.6%	24.8x	2.5x	BERGERPBL	81,412	1.8%	6.5	28.0x	7.7x
Services & Real Estate	1,430	1,408	+21.94	+1.56%	8	54,354	1.2%	132.0	2.1%	88.8x	1.0x	LHBL	79,206	1.8%	77.5	20.9x	4.5x
Engineering	4,669	4,643	+26.58	+0.57%	42	545,947	12.1%	499.4	8.0%	19.0x	1.9x	ICB	78,325	1.7%	3.4	44.3x	1.7x
Food & Allied	21,993	22,017	-23.87	-0.11%	21	390,999	8.6%	583.8	9.4%	23.7x	9.2x	MARICO	74,844	1.7%	31.3	21.1x	27.8x
IT	2,629	2,613	+16.04	+0.61%	11	33,274	0.7%	153.8	2.5%	27.0x	2.3x	BXPBARMA	70,530	1.6%	22.3	12.3x	1.8x
Textile	1,588	1,561	+26.93	+1.72%	58	171,584	3.8%	1,243.9	19.9%	25.6x	1.1x	BEACONPHAR	59,390	1.3%	4.4	63.5x	10.2x
Paper & Printing	7,152	7,200	-47.96	-0.67%	6	25,592	0.6%	65.1	1.0%	NM	1.8x	BRACBANK	59,265	1.3%	62.0	11.2x	1.1x
Tannery	3,264	3,298	-33.39	-1.01%	6	34,843	0.8%	57.0	0.9%	49.2x	3.4x	ISLAMIBANK	52,647	1.2%	6.2	10.7x	0.8x
Jute	8,410	8,358	+51.24	+0.61%	3	1,935	0.0%	4.6	0.1%	NM	27.3x	DUTCHBANGL	44,737	1.0%	1.7	7.8x	1.2x
Ceramics	805	790	+14.80	+1.87%	5	36,234	0.8%	495.3	7.9%	34.0x	2.2x	POWERGRID	40,127	0.9%	30.7	10.9x	0.4x
Miscellaneous	4,439	4,458	-19.76	-0.44%	15	246,507	5.4%	750.3	12.0%	12.1x	2.1x	TITASGAS	39,965	0.9%	56.9	12.0x	0.6x
Bond**	94	90	+3.66	+4.05%	9	39,056	0.9%	74.4	1.2%	NM	NM	SUMITPOWER	39,832	0.9%	7.9	9.5x	1.1x

Top Ten Gainers	Close Price (BDT)	Δ%	Turnover (BDT Mn)	PE	PB	Top Twenty Free Float Mcap	Free Float Mcap (BDT Mn)	% of Total Free Float Mcap	PE	PB	Most Traded Share	Close Price (BDT)	Δ%	Turnover (BDT Mn)	PE	PB
ALLTEX	25.5	+9.9%	64.7	NM	4.3x	SQURPHARMA	125,165	7.4%	10.3x	1.9x	BEXIMCO	132.3	+0.1%	460.4	8.1x	1.5x
MEGHNAINS	37.2	+9.7%	0.5	51.4x	2.6x	BATBC	77,328	4.6%	19.1x	8.9x	SPCERAMICS	51.8	+3.6%	284.2	NM	1.6x
SONARGAON	44.2	+7.8%	98.6	NM	3.9x	BEXIMCO	77,272	4.5%	8.1x	1.5x	FUWANGFOOC	25.4	-0.4%	218.0	NM	2.2x
1STPRIMFMF	18.4	+7.6%	22.1	NM	1.7x	RENATA	69,645	4.1%	25.8x	5.0x	JHRML	85.0	+2.9%	126.6	28.7x	2.8x
CAPMIBLMF	15.5	+6.9%	7.6	NM	1.7x	BXPBARMA	49,244	2.9%	12.3x	1.8x	FUWANGCER	20.2	+3.6%	123.5	69.7x	1.7x
SAVAREFR	247.0	+6.2%	2.0	NM	3528.6x	BEACONPHAR	41,573	2.4%	63.5x	10.2x	SALVOCHEM	67.9	-0.1%	114.2	28.2x	4.5x
RAHIMAFOOD	273.2	+6.0%	35.7	NM	29.8x	GP	40,901	2.4%	12.3x	7.1x	LRBDL	43.1	+3.1%	106.3	18.3x	1.2x
PRIMETEX	32.6	+5.5%	63.0	10.1x	0.5x	BRACBANK	31,861	1.9%	11.2x	1.1x	MALEKSPIN	29.9	+4.2%	101.7	6.9x	0.6x
JUTESPINN	144.5	+5.3%	2.0	NM	NM	LHBL	27,975	1.6%	20.9x	4.5x	SONARGAON	44.2	+7.8%	98.6	NM	3.9x
MLDYEING	23.4	+4.9%	29.8	79.3x	1.5x	ISLAMIBANK	25,628	1.5%	10.7x	0.8x	MONNOFABR	28.0	+0.7%	88.8	NM	1.1x

Top Ten Losers	Close Price (BDT)	Δ%	Turnover (BDT Mn)	PE	PB	NBL	18,422	1.1%	NM	0.5x	Block Trade	Maximum Price (BDT)	Minimum Price (BDT)	No. of Trade	Quantity ('000)	Turnover (BDT Mn)
FORTUNE	93.3	-2.0%	26.1	30.1x	6.2x	PUBALIBANK	18,103	1.1%	5.8x	0.6x	IPDC	61.5	55.0	8.0	2,365	133.34
EMERALDOIL	44.6	-2.0%	56.3	NM	2.8x	CITYBANK	16,376	1.0%	4.6x	0.7x	HEIDELBCEM	206.2	206.2	1.0	500	103.10
PAPERPROC	173.5	-2.0%	7.0	56.9x	5.8x	ALARABANK	15,785	0.9%	11.6x	1.2x	RENATA	1,322.0	1,322.0	1.0	69	90.56
MONOSPOOL	164.9	-2.0%	12.0	54.2x	3.9x	OLYMPIC	15,547	0.9%	14.7x	2.8x	NAHEEACP	72.9	72.9	1.0	959	69.94
IPDC	55.0	-2.0%	81.7	22.7x	3.1x	BSRMLTD	15,170	0.9%	5.2x	0.7x	GP	305.6	305.6	1.0	135	41.38
FIRSTFIN	5.0	-2.0%	0.3	NM	NM	ROBI	14,928	0.9%	81.4x	2.2x	PRIMEINSUR	100.5	100.3	2.0	400	40.16
HEIDELBCEM	206.3	-1.9%	4.5	NM	3.2x	SUMITPOWER	14,654	0.9%	9.5x	1.1x	SQURPHARMA	220.5	215.8	3.0	180	38.99
FINEFOODS	45.9	-1.9%	16.7	NM	4.3x	UPGDCL	14,481	0.9%	11.7x	4.4x	1JANATAMF	6.2	6.2	1.0	5,700	35.34
ISNLTD	51.1	-1.9%	19.8	NM	17.6x						APSCLBOND	5,460.0	5,460.0	1.0	6	30.38
SINOBANGLA	56.8	-1.9%	16.6	32.1x	2.1x						ADVENT	26.9	26.9	1.0	1,097	29.52

\*NBFI Sector PE calculation methodology has been modified to reflect positive earnings only.

\*\* The base of the Bond index starts at 100, starting from Jan 13, 2022

Block Trade	Maximum Price (BDT)	Minimum Price (BDT)	Turnover (BDT Mn)	Quantity ('000)	No. of Trade
IPDC	61.5	55.0	133.3	2,365	8
HEIDELBCEM	206.2	206.2	103.1	500	1
RENATA	1,322.0	1,322.0	90.6	69	1
NAHEEACP	72.9	72.9	69.9	959	1
GP	305.6	305.6	41.4	135	1
PRIMEINSUR	100.5	100.3	40.2	400	2
SQURPHARMA	220.5	215.8	39.0	180	3
1JANATAMF	6.2	6.2	35.3	5,700	1
APSCLBOND	5,460.0	5,460.0	30.4	6	1
ADVENT	26.9	26.9	29.5	1,097	1
FORTUNE	104.5	93.3	22.8	240	2
PHOENIXFIN	19.0	18.8	14.8	784	5
AL-HAJTEX	117.0	113.5	13.9	122	9
BSCCL	212.6	212.6	10.8	51	2
ORIONPHARM	97.0	91.2	10.5	113	5
BEXGSUKUK	96.0	94.0	9.7	102	8
ANLIMAYARN	40.0	40.0	7.1	178	3
ACIFORMULA	171.5	171.5	6.1	35	1
BEACONPHAR	263.0	263.0	5.5	21	2
JAMUNABANK	21.2	21.2	5.3	250	1
SALVOCHEM	67.0	67.0	5.0	75	1
BDCOM	35.0	35.0	4.9	140	1
<b>Total</b>			<b>767.6</b>		<b>92</b>

**Upcoming Corporate Events**

DSE Ticker	Right Share	Dividend		Event	Date
		Stock	Cash		
MIDAS Financing Ltd.	-	1.0%	1.0%	Record Date	29-Jun-22
APSCL Non-Convertible and Fully Redeemable Coupon Be	-	0.0%	5.3%	Record Date	4-Jul-22
Janata Insurance Company Ltd.	-	5.0%	6.0%	Record Date	7-Jul-22
Bangladesh General Insurance Company Ltd.	-	0.0%	12.5%	Record Date	7-Jul-22
Pragati Life Insurance Ltd.	-	6.0%	11.0%	Record Date	7-Jul-22
Prime Insurance Company Ltd.	-	0.0%	15.0%	Record Date	12-Jul-22
Union Insurance Company Limited	-	0.0%	5.0%	Record Date	20-Jul-22
Express Insurance Limited	-	0.0%	10.0%	Record Date	21-Jul-22
Purabi Gen. Insurance Company Ltd.	-	0.0%	10.0%	Record Date	25-Jul-22
Bangladesh Industrial Fin. Co. Ltd.	-	0.0%	0.0%	Record Date	25-Jul-22
National Life Insurance Company Ltd.	-	0.0%	35.0%	Record Date	28-Jul-22
Kay & Que (Bangladesh) Ltd.	-	0.0%	5.0%	Record Date	Notify later

**Important DSE News**
**SBACBANK**

Credit Rating Information and Services Limited (CRISL) has rated the Company as "A" in the long term and "ST-2" in the short term along with a Stable outlook in consideration of audited financial statements of the Company up to December 31, 2021; un-audited financials up to March 31, 2022 and other relevant quantitative as well as qualitative information up to the date of rating declaration.

**SPCERAMICS**

In response to a DSE query, the Company has informed that there is no undisclosed price sensitive information of the Company for recent unusual price hike and increase in volume of shares.

**Disclaimer:** This report has been prepared by BRAC EPL Stock Brokerage Ltd and is provided for information purposes. It is not, under any circumstances, to be used or considered as an offer to sell, or a solicitation of any offer to buy. Reasonable care has been taken to ensure that the information is not untrue and misleading. BRAC EPL Stock Brokerage Ltd makes no representation or warranty as to the accuracy or completeness of such information. All opinions and estimates included in this report constitute our judgment as of this date and are subject to change without notice.