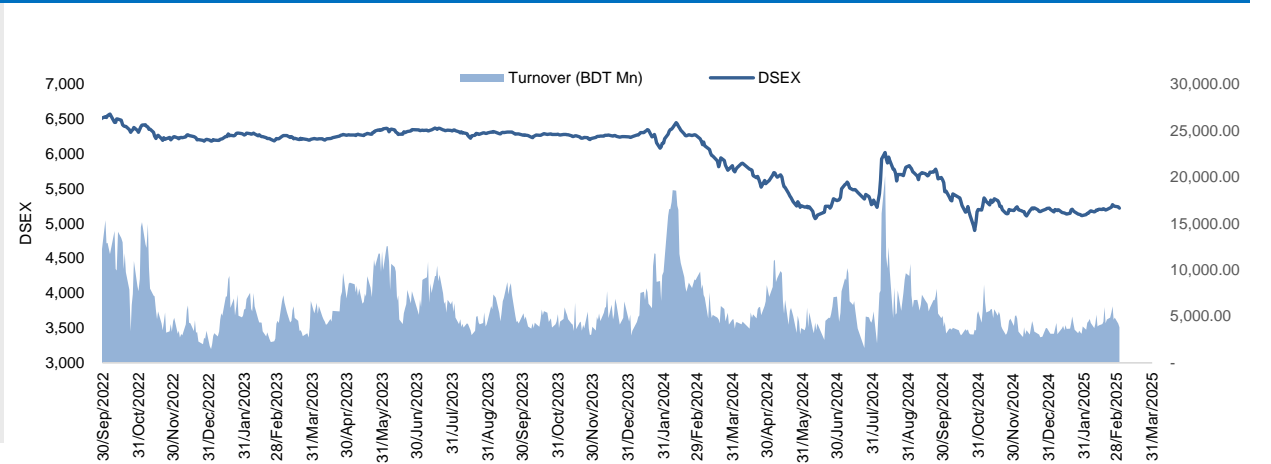


Daily Market Update

The market closed in red today. The benchmark index DSEX (-0.31%) lost 16.18 points and closed at 5,220.67. The blue-chip index DS30 (-0.27%), the Shariah-based index DSES (-0.35%), and the large-cap index CDSET (-0.16%) closed at 1,898.52, 1,162.42, and 1,047.91 points, respectively. Most of the large-cap sectors posted negative performance today. NBF1 experienced the highest loss of 0.80% followed by Food & Allied (-0.56%), Fuel & Power (-0.42%), Engineering (-0.42%), Bank (-0.35%), Pharmaceutical (-0.07%), and Telecommunication (+0.51%), respectively. Block trades contributed 5.8% of the overall market turnover. Orion Infusion Ltd. (-0.9%) was the most traded share with a turnover of BDT 336 million.



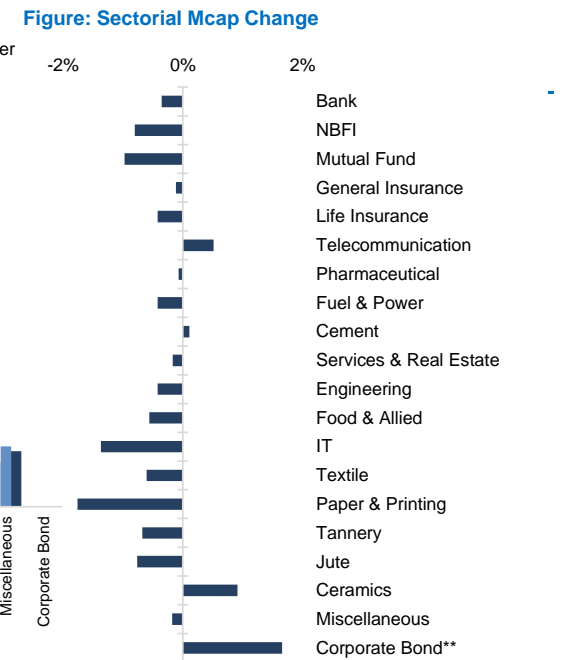
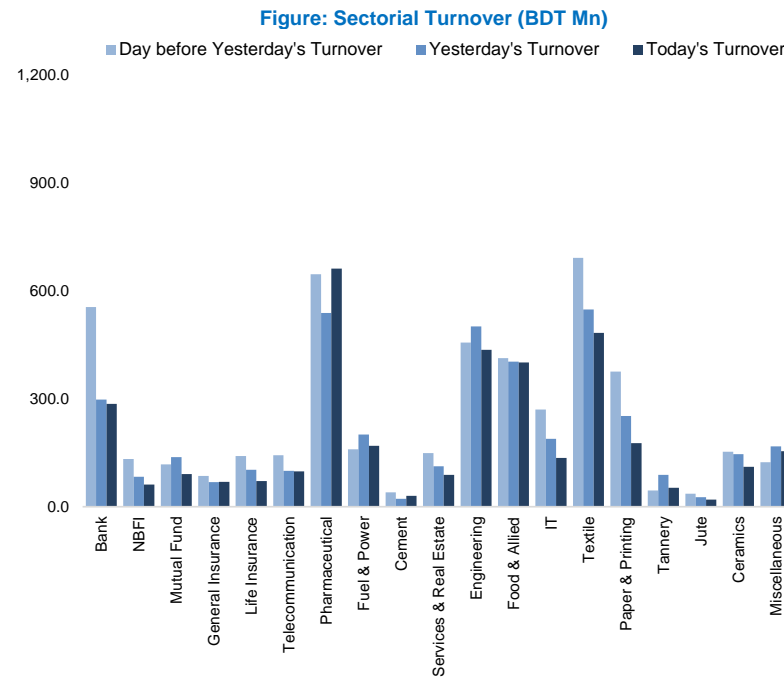
Index	Closing	Opening	Point Δ	%Δ	YTD %Δ
DSEX	5,220.67	5,236.85	-16.18	-0.31%	+0.1%
DS30	1,898.52	1,903.68	-5.16	-0.27%	-2.1%
DSES	1,162.42	1,166.56	-4.13	-0.35%	-0.6%
CDSET	1,047.91	1,049.55	-1.64	-0.16%	-1.7%

	Advanced	Declined	Unchanged	Total
All Category	98	230	68	396
A Category (Equity)	57	124	37	218
B Category (Equity)	16	53	10	79
N Category (Equity)	0	0	0	0
Z Category (Equity)	25	53	21	99
Mutual Funds	3	16	18	37
Corporate Bonds	1	1	0	2
Treasury Bonds	1	0	0	1

	Today	Last Day	Daily %Δ	
Mcap	Mn BDT	6,883,600	6,926,217	-0.6%
	Mn USD	56,423	56,772	
Turnover	Mn BDT	3,817	4,220	-9.5%
	Mn USD	31	35	
Volume	Mn Shares	141	156	-9.7%
No. of Trade		129,594	141,856	-8.6%

* Based on Traded Scrips

Fahim Hassan Research Analyst (880) 1709636546 fahim.hassan@bracepl.com	Md Istiaz Uddin Research Associate (880) 1708805202 mistiaz.uddin@bracepl.com
---	---



Market PE 14.9x
Market PB 1.2x

* Market P/E and P/BV calculation excludes Mutual Fund, Life Insurance, and NBL

Sector Index	Closing	Opening	Points Δ	%Δ	No. of Companies	Mcap (BDT Mn)	% of Total Mcap	Turnover (BDT Mn)	% of Total Turnover	PE	PB	Top Twenty Market Cap	Mcap (BDT Mn)	% of Total Mcap	Turnover (BDT Mn)	PE	PB
Bank	1,440	1,445	-5.09	-0.35%	36	681,519	9.9%	285.8	8.0%	8.8x	0.7x	GP	441,413	12.4%	44.6	12.2x	6.8x
NBFI	1,095	1,104	-8.83	-0.80%	23	104,373	1.5%	61.6	1.7%	NM	NM	SQURPHARMA	192,449	5.4%	35.9	8.6x	1.5x
Mutual Fund	578	584	-5.68	-0.97%	37	26,579	0.4%	90.8	2.5%	NM	0.5x	BATBC	178,578	5.0%	33.3	10.2x	3.1x
General Insurance	2,591	2,594	-2.94	-0.11%	43	73,955	1.1%	69.3	1.9%	13.1x	1.1x	ROBI	150,329	4.2%	51.4	21.4x	2.2x
Life Insurance	1,751	1,759	-7.36	-0.42%	15	46,578	0.7%	70.9	2.0%	NM	NM	WALTONHIL	142,407	4.0%	4.7	10.8x	1.3x
Telecommunication	5,251	5,225	+26.86	+0.51%	3	615,776	8.9%	98.2	2.7%	13.8x	4.1x	BEXIMCO	103,850	2.9%	0.0	NM	1.3x
Pharmaceutical	2,888	2,890	-2.02	-0.07%	34	547,554	8.0%	661.0	18.4%	13.2x	1.5x	BRACBANK	93,087	2.6%	29.9	8.4x	1.2x
Fuel & Power	1,103	1,108	-4.66	-0.42%	23	292,275	4.2%	169.2	4.7%	16.0x	0.6x	BERGERPBL	82,738	2.3%	0.3	24.1x	5.7x
Cement	1,849	1,847	+2.01	+0.11%	7	88,119	1.3%	30.2	0.8%	16.9x	1.9x	MARICO	74,929	2.1%	1.4	13.4x	9.9x
Services & Real Estate	1,041	1,043	-1.77	-0.17%	9	57,267	0.8%	88.2	2.5%	20.3x	0.4x	ISLAMIBANK	72,611	2.0%	7.9	15.6x	1.0x
Engineering	2,506	2,517	-10.55	-0.42%	42	282,696	4.1%	435.6	12.1%	12.8x	0.9x	RENATA	58,163	1.6%	5.1	19.7x	1.7x
Food & Allied	15,976	16,066	-89.87	-0.56%	21	292,324	4.2%	400.7	11.1%	15.9x	4.3x	LHB	58,069	1.6%	24.5	14.4x	2.9x
IT	2,030	2,059	-28.13	-1.37%	11	26,781	0.4%	135.2	3.8%	20.8x	1.7x	UNILEVERCL	48,417	1.4%	0.9	65.9x	20.6x
Textile	1,186	1,193	-7.23	-0.61%	58	123,516	1.8%	482.9	13.4%	83.9x	0.8x	ICB	45,531	1.3%	8.4	35.9x	1.0x
Paper & Printing	4,774	4,859	-85.37	-1.76%	6	21,567	0.3%	176.4	4.9%	NM	1.0x	DUTCHBANGL	45,523	1.3%	1.6	7.3x	0.9x
Tannery	1,996	2,010	-13.63	-0.68%	6	22,241	0.3%	53.0	1.5%	NM	1.6x	BXPBARMA	35,243	1.0%	22.0	5.5x	0.7x
Jute	12,659	12,756	-97.22	-0.76%	3	2,787	0.0%	19.7	0.5%	NM	NM	EBL	35,176	1.0%	4.8	5.4x	0.8x
Ceramics	403	399	+3.65	+0.91%	5	18,084	0.3%	110.6	3.1%	NM	1.1x	PUBALIBANK	33,664	0.9%	0.4	3.5x	0.6x
Miscellaneous	4,250	4,258	-7.47	-0.18%	15	230,810	3.4%	154.5	4.3%	94.4x	1.9x	POWERGRID	31,800	0.9%	3.5	NM	0.2x
Corporate Bond**	15,304	15,054	+249.51	+1.66%	16	33,518	0.5%	0.1	0.0%	NM	NM	CITYBANK	30,560	0.9%	21.1	4.3x	0.8x
Treasury Bond**	1,485	1,465	+19.23	+1.31%	235	3,294,775	47.9%	1.1	0.0%	NM	NM						

Top Ten Gainers	Close Price (BDT)	Δ%	Turnover (BDT Mn)	PE	PB
SPCERAMICS	17.7	+9.9%	52.1	NM	0.6x
VFSTDL	9.7	+6.6%	11.0	51.1x	0.5x
METROSPIN	15.0	+6.4%	9.4	NM	2.9x
GEMINISEA	159.1	+6.1%	56.9	NM	11.6x
FUWANGFOOD	16.9	+5.6%	71.1	NM	8.1x
UNIONCAP	6.4	+4.92%	1.7	NM	NM
ATCSLGF	6.8	+4.6%	2.5	NM	1x
GHAIL	13.1	+4.0%	16.2	NM	1.0x
DESHBANDHU	21.7	+3.8%	37.3	NM	1.3x
ECABLES	111.8	+3.8%	2.9	NM	0.3x

Top Twenty Free Float Mcap	Free Float Mcap (BDT Mn)	% of Total Free Float Mcap	PE	PB
SQURPHARMA	108,958	7.7%	8.6x	1.5x
ISLAMIBANK	74,730	5.3%	15.6x	1.0x
BEXIMCO	69,463	4.9%	NM	1.3x
BATBC	50,233	3.6%	10.2x	3.1x
WALTONHIL	46,773	3.3%	10.8x	1.3x
BRACBANK	46,489	3.3%	8.4x	1.2x
GP	44,708	3.2%	12.2x	6.8x
RENATA	32,968	2.3%	19.7x	1.7x
BXPBARMA	23,409	1.7%	5.5x	0.7x
PUBALIBANK	22,905	1.6%	3.5x	0.6x
CITYBANK	21,020	1.5%	4.3x	0.8x
LHB	20,953	1.5%	14.4x	2.9x
OLYMPIC	20,496	1.5%	15.9x	2.5x
ALARABANK	18,282	1.3%	13.7x	1.0x
BEACONPHAR	17,838	1.3%	51.0x	4.5x
PRIMEBANK	16,142	1.1%	4.5x	0.7x
ROBI	14,876	1.1%	21.4x	2.2x
UTTARABANK	13,699	1.0%	8.5x	0.8x
NBL	13,055	0.9%	NM	2.4x
BSRMLTD	12,852	0.9%	5.2x	0.5x

Most Traded Share	Close Price (BDT)	Δ%	Turnover (BDT Mn)	PE	PB
ORIONINFU	390.7	-0.9%	336.4	NM	25.5x
FUWANGFOOD	16.9	+5.6%	71.1	NM	8.1x
HRTEX	40.6	+1.5%	61.7	NM	2.2x
LOVELLO	82.1	-2.1%	60.9	37.0x	6.5x
GEMINISEA	159.1	+6.1%	56.9	NM	11.6x
SPCERAMICS	17.7	+9.9%	52.1	NM	0.6x
ROBI	28.7	+0.3%	51.4	21.4x	2.2x
INTRACO	22.2	-2.6%	51.1	22.7x	1.7x
NPOLYMER	32.9	+3.8%	50.4	20.1x	1.1x
AL-HAJTEX	159.2	+3.1%	48.7	NM	18.8x

Top Ten Losers	Close Price (BDT)	Δ%	Turnover (BDT Mn)	PE	PB
SHURWID	8.8	-6.4%	7.5	NM	0.7x
EXIM1STMF	3.1	-6.1%	3.2	NM	0x
STYLECRAFT	63.2	-5.1%	20.2	NM	11.0x
ARAMITCEM	15.0	-5.1%	1.4	NM	NM
MIDLANDBNK	18.9	-5.0%	42.9	10.9x	1.3x
ZAHEENSPIN	7.7	-4.9%	9.3	NM	2.8x
ISNLTD	41.7	-4.6%	8.0	NM	14.7x
BDAUTOCA	98.7	-4.5%	3.3	NM	13.5x
LEGACYFOOT	58.0	-4.1%	12.2	NM	5.2x
MITHUNKNIT	16.3	-4.1%	1.0	NM	5.1x

Block Trade	Maximum Price (BDT)	Minimum Price (BDT)	No. of Trade	Quantity ('000)	Turnover (BDT Mn)
PRIMEBANK	25.2	25.2	3.0	5,495	138.47
BEACHHATCH	115.6	100.0	7.0	270	28.42
AL-HAJTEX	154.5	146.2	8.0	77	11.60
ORIONINFU	400.9	375.1	4.0	25	9.86
RELIANCE1	21.7	21.5	2.0	275	5.96
SUNLIFEINS	71.0	69.0	2.0	71	4.93
ISLAMIBANK	46.9	46.9	1.0	95	4.46
GP	332.0	332.0	1.0	9	3.09
ACFL	19.1	19.1	1.0	100	1.91
RDFOOD	27.6	27.6	1.0	63	1.73

* NBFI Sector PE calculation methodology has been modified to reflect positive earnings only.
 ** The base of the Bond Index starts at 100, starting from Jan 13, 2022
 Similarly, Treasury Bond Index starts at 100, starting from Oct 10, 2022

Block Trade	Maximum Price (BDT)	Minimum Price	Turnover (BDT Mn)	Quantity ('000)	No. of Trade
PRIMEBANK	25.2	25.2	138.5	5,495	3
BEACHHATCH	115.6	100.0	28.4	270	7
AL-HAJTEX	154.5	146.2	11.6	77	8
ORIONINFU	400.9	375.1	9.9	25	4
RELIANCE1	21.7	21.5	6.0	275	2
SUNLIFEINS	71.0	69.0	4.9	71	2
ISLAMIBANK	46.9	46.9	4.5	95	1
GP	332.0	332.0	3.1	9	1
ACFL	19.1	19.1	1.9	100	1
RDFOOD	27.6	27.6	1.7	63	1
BPML	44.1	44.1	1.7	39	1
DESCO	20.7	20.7	1.5	72	1
CRYSTALINS	53.4	53.4	1.3	24	1
BEXGSUKUK	47.2	47.2	1.2	26	1
SONALILIFE	48.9	48.9	1.1	22	1
ASIATICLAB	41.6	35.1	1.0	27	2
SALVOCHEM	25.7	25.7	1.0	38	1
DACCADYE	19.4	19.4	0.7	35	1
DELTALIFE	70.0	70.0	0.6	8	1
CITYGENINS	36.4	36.4	0.5	15	1
SUMITPOWER	15.2	15.2	0.5	35	1
EGEN	26.0	26.0	0.5	20	1
Total			222.6		44

Important DSE News
UNIONBANK

The Company has informed that pursuant to the decision of the Board of Directors of the Company and subsequent approval from Bangladesh Bank Mr. Mohd. Humayun Kabir has assumed the office of Managing Director on March 02, 2025.

PHENIXINS

The company has informed that the head office of the company has been relocated to the following address: Phoenix Tower (Level-5), 407, Tejgaon Industrial Area, Dhaka-1208, with effect from March 02, 2025.

BEXIMCO

In response to a DSE query letter to the company regarding a news published in a newspaper titled "Beximco Textiles: All factories closed, workers terminated" on February 27, 2025, the company has enclosed a copy of Notice issued to the Employees and Workers of the Company dated 26.02.2025. To view the Notice, please visit the following link: https://www.dsebd.org/Annexure/2025/Layoff%20and%20Operational%20Status_BEXIMCO_2025.pdf.

PROVATIINS

The company has informed that 1,107 shares of Late Md. Ruhul Amin, FCA, a sponsor shareholder of the company who passed away on 03.01.2021, will be transmitted among his successors according to the Succession Certificate issued by the Honorable Court. Ms. Kishower Amin, FCA, one of the successors and also Independent Director of the company will receive 242 shares.

IBP

The Company will be placed in 'B' category from existing 'Z' category with effect from March 04, 2025 as the Company has reported disbursement of 0.10% Cash Dividend for the year ended June 30, 2024.

Upcoming Corporate Events

DSE Ticker	Right Share	Dividend		Event	Date
		Stock	Cash		
GREENDELTA		0.0%	25.0%	Record Date	4-Mar-25
SUMITPOWER		0.0%	10.0%	Record Date	10-Mar-25
ROBI		0.0%	15.0%	Record Date	16-Mar-25

Disclaimer: This report has been prepared by BRAC EPL Stock Brokerage Ltd and is provided for information purposes. It is not, under any circumstances, to be used or considered as an offer to sell, or a solicitation of any offer to buy. Reasonable care has been taken to ensure that the information is not untrue and misleading. BRAC EPL Stock Brokerage Ltd makes no representation or warranty as to the accuracy or completeness of such information. All opinions and estimates included in this report constitute our judgment as of this date and are subject to change without notice.