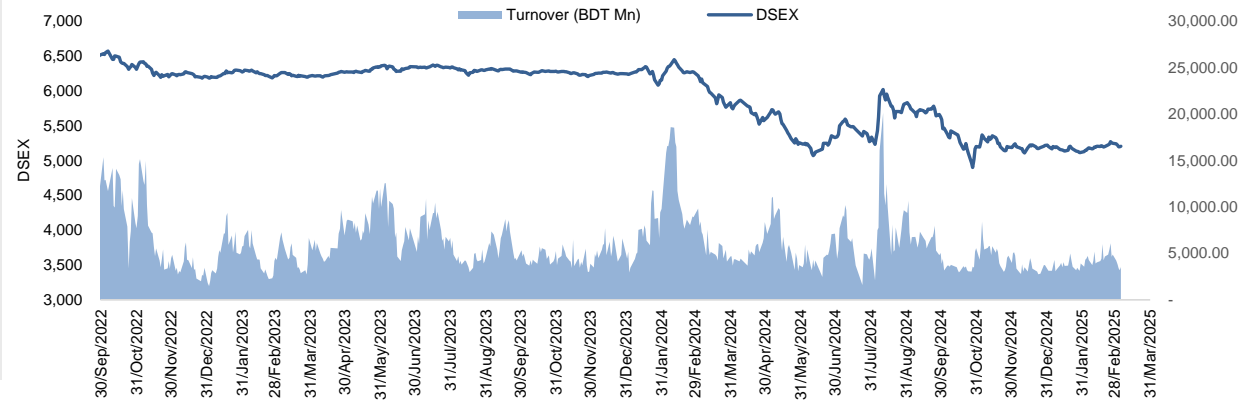


Daily Market Update

The market closed in green today. The benchmark index DSEX (+0.14%) gained 7.3 points and closed at 5,203.96. The blue-chip index DS30 (-0.04%), the Shariah-based index DSES (+0.21%), and the large-cap index CDSET (+0.13%) closed at 1,889.68, 1,160.89, and 1,046.72 points, respectively. Most of the large-cap sectors posted positive performance today. Fuel & Power booked the highest gain of 1.29% followed by NBF1 (+0.82%), Telecommunication (+0.24%), Pharmaceutical (+0.12%), Bank (+0.08%), Food & Allied (-0.01%), and Engineering (-0.20%), respectively. Block trades contributed 12.4% of the overall market turnover. Orion Infusion Ltd. (+1.3%) was the most traded share with a turnover of BDT 244 million.



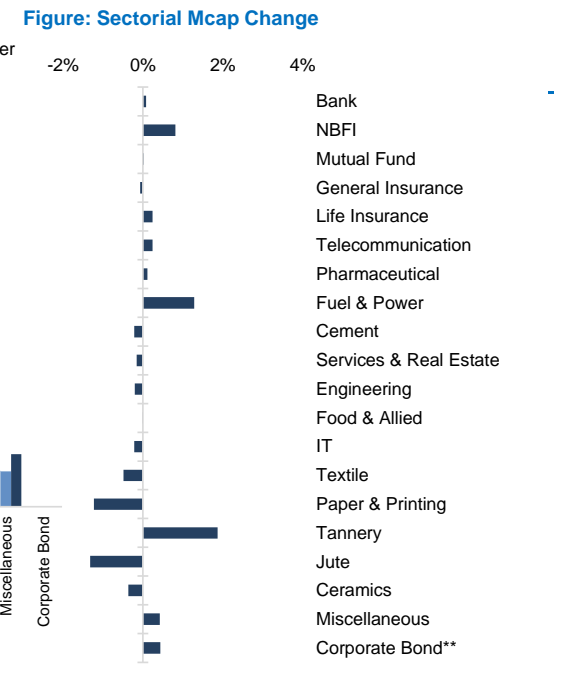
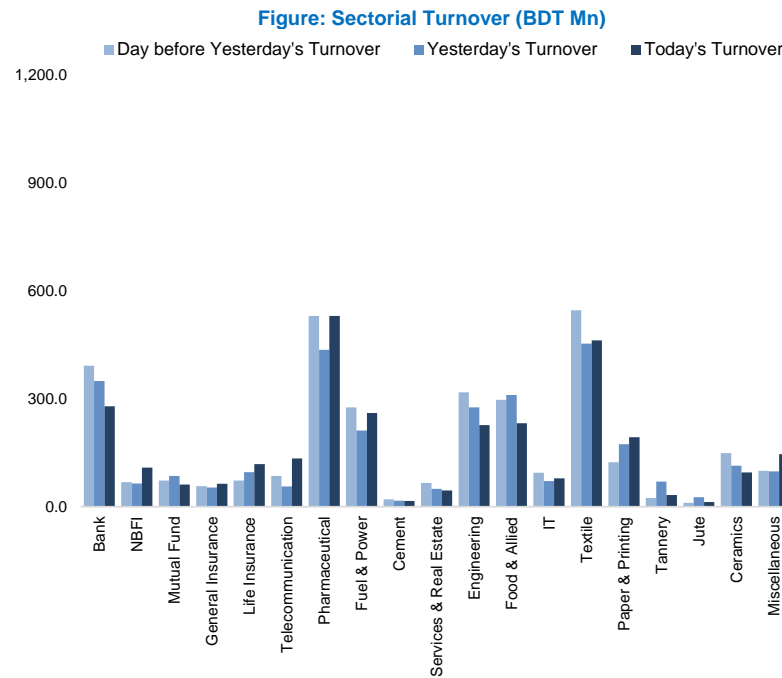
Index	Closing	Opening	Point Δ	%Δ	YTD %Δ
DSEX	5,203.96	5,196.66	+7.30	+0.14%	-0.2%
DS30	1,889.68	1,890.49	-0.82	-0.04%	-2.6%
DSES	1,160.89	1,158.42	+2.47	+0.21%	-0.7%
CDSET	1,046.72	1,045.37	+1.35	+0.13%	-1.8%

	Advanced	Declined	Unchanged	Total
All Category	139	169	86	394
A Category (Equity)	75	90	51	216
B Category (Equity)	28	37	14	79
N Category (Equity)	0	0	0	0
Z Category (Equity)	36	42	21	99
Mutual Funds	7	7	22	36
Corporate Bonds	1	0	1	2
Treasury Bonds	0	0	0	0

	Today	Last Day	Daily %Δ
Mcap	Mn BDT 6,821,475	6,815,996	+0.1%
	Mn USD 55,914	55,869	
Turnover	Mn BDT 3,530	3,182	+10.9%
	Mn USD 29	26	
Volume	Mn Shares 129	125	+3.4%
No. of Trade	109,066	113,034	-3.5%

* Average Interbank Exchange Rate is BDT 122.00 as of Mar 06, 2025

Fahim Hassan Research Analyst (880) 1709636546 fahim.hassan@bracepl.com	Md Istiaz Uddin Research Associate (880) 1708805202 mistiaz.uddin@bracepl.com
---	---



Market PE 14.8x
Market PB 1.2x

* Market P/E and P/BV calculation excludes Mutual Fund, Life Insurance, and NBL

Sector Index	Closing	Opening	Points Δ	%Δ	No. of Companies	Mcap (BDT Mn)	% of Total Mcap	Turnover (BDT Mn)	% of Total Turnover	PE	PB	Top Twenty Market Cap	Mcap (BDT Mn)	% of Total Mcap	Turnover (BDT Mn)	PE	PB	
Bank	1,440	1,438	+1.20	+0.08%	36	681,120	10.0%	278.9	9.0%	8.8x	0.7x	GP	438,577	12.3%	27.3	12.1x	6.8x	
NBFI	1,093	1,084	+8.86	+0.82%	23	104,112	1.5%	108.5	3.5%	NM	NM	SQURPHARMA	192,803	5.4%	30.0	8.6x	1.5x	
Mutual Fund	572	572	+0.13	+0.02%	37	26,313	0.4%	61.8	2.0%	NM	0.5x	BATBC	176,364	5.0%	20.9	10.1x	3.1x	
General Insurance	2,550	2,552	-1.77	-0.07%	43	72,799	1.1%	63.9	2.1%	12.9x	1.1x	ROBI	152,424	4.3%	105.5	21.7x	2.2x	
Life Insurance	1,760	1,756	+4.19	+0.24%	15	46,821	0.7%	118.0	3.8%	NM	NM	WALTONHIL	142,346	4.0%	1.6	10.8x	1.3x	
Telecommunication	5,244	5,232	+12.75	+0.24%	3	614,942	9.0%	133.8	4.3%	13.8x	4.1x	BEXIMCO	103,850	2.9%	0.0	NM	1.3x	
Pharmaceutical	2,876	2,872	+3.33	+0.12%	34	545,147	8.0%	529.4	17.1%	13.2x	1.5x	BRACBANK	91,848	2.6%	30.3	8.3x	1.2x	
Fuel & Power	1,113	1,098	+14.15	+1.29%	23	294,703	4.3%	259.9	8.4%	16.1x	0.6x	BERGERPBL	83,953	2.4%	3.2	24.5x	5.8x	
Cement	1,830	1,834	-3.95	-0.22%	7	87,217	1.3%	15.7	0.5%	16.8x	1.9x	MARICO	75,291	2.1%	6.4	13.5x	9.9x	
Services & Real Estate	1,020	1,022	-1.59	-0.16%	9	56,119	0.8%	44.9	1.5%	19.9x	0.4x	ISLAMIBANK	71,001	2.0%	13.5	15.2x	1.0x	
Engineering	2,484	2,489	-5.01	-0.20%	42	280,239	4.1%	226.5	7.3%	12.7x	0.9x	RENATA	57,566	1.6%	36.5	19.5x	1.7x	
Food & Allied	15,878	15,880	-2.33	-0.01%	21	290,524	4.3%	232.0	7.5%	15.8x	4.3x	LHB	57,372	1.6%	7.0	14.2x	2.8x	
IT	2,016	2,020	-4.36	-0.22%	11	26,585	0.4%	78.9	2.6%	20.6x	1.7x	UNILEVERCL	48,860	1.4%	5.5	73.2x	20.0x	
Textile	1,152	1,158	-5.63	-0.49%	58	119,970	1.8%	461.7	14.9%	81.5x	0.8x	ICB	45,531	1.3%	6.3	35.9x	1.0x	
Paper & Printing	4,639	4,696	-57.67	-1.23%	6	20,957	0.3%	192.8	6.2%	NM	1.0x	DUTCHBANGL	45,435	1.3%	1.5	7.3x	0.9x	
Tannery	1,970	1,934	+36.15	+1.87%	6	21,955	0.3%	32.4	1.0%	NM	1.6x	EBL	35,176	1.0%	0.7	5.4x	0.8x	
Jute	12,570	12,739	-168.60	-1.32%	3	2,767	0.0%	13.2	0.4%	NM	NM	BXPBARMA	34,931	1.0%	3.4	5.5x	0.7x	
Ceramics	402	404	-1.47	-0.37%	5	18,044	0.3%	95.3	3.1%	NM	1.1x	PUBALIBANK	33,895	1.0%	1.4	3.5x	0.6x	
Miscellaneous	4,270	4,252	+17.93	+0.42%	15	231,863	3.4%	146.2	4.7%	94.8x	1.9x	POWERGRID	33,171	0.9%	18.4	NM	0.3x	
Corporate Bond**	14,946	14,881	+64.60	+0.43%	16	32,735	0.5%	0.0	0.0%	NM	NM	CITYBANK	30,695	0.9%	11.3	4.3x	0.8x	
Treasury Bond**	1,538	1,518	+19.44	+1.28%	235	3,246,060	47.6%	0.0	0.0%	NM	NM							

Top Ten Gainers	Close Price (BDT)	Δ%	Turnover (BDT Mn)	PE	PB
DESCO	26.5	+10.0%	45.1	NM	0.7x
ARAMITCEM	15.9	+6.7%	1.3	NM	NM
SONARGAON	45.8	+6.5%	49.3	NM	2.4x
KPPL	25.5	+6.3%	42.8	NM	NM
NEWLINE	10.0	+5.3%	8.3	NM	0.4x
PRIMELIFE	35.5	+5.03%	10.4	NM	NM
POWERGRID	36.3	+4.9%	18.4	NM	0x
PRIMEFIN	4.6	+4.5%	0.2	NM	0.5x
ALARABANK	22.0	+4.3%	2.5	14.4x	1.0x
ACTIVEFINE	9.8	+4.3%	4.7	NM	0.4x

Top Twenty Free Float Mcap	Free Float Mcap (BDT Mn)	% of Total Free Float Mcap	PE	PB
SQURPHARMA	108,958	7.7%	8.6x	1.5x
ISLAMIBANK	74,730	5.3%	15.2x	1.0x
BEXIMCO	69,463	4.9%	NM	1.3x
BATBC	50,233	3.6%	10.1x	3.1x
WALTONHIL	46,773	3.3%	10.8x	1.3x
BRACBANK	46,489	3.3%	8.3x	1.2x
GP	44,708	3.2%	12.1x	6.8x
RENATA	32,968	2.3%	19.5x	1.7x
BXPBARMA	23,409	1.7%	5.5x	0.7x
PUBALIBANK	22,905	1.6%	3.5x	0.6x
CITYBANK	21,020	1.5%	4.3x	0.8x
LHB	20,953	1.5%	14.2x	2.8x
OLYMPIC	20,496	1.5%	15.9x	2.5x
ALARABANK	18,282	1.3%	14.4x	1.0x
BEACONPHAR	17,838	1.3%	50.0x	4.4x
PRIMEBANK	16,142	1.1%	4.4x	0.7x
ROBI	14,876	1.1%	21.7x	2.2x
UTTARABANK	13,699	1.0%	8.8x	0.8x
NBL	13,055	0.9%	NM	2.4x
BSRMLTD	12,852	0.9%	5.2x	0.5x

Most Traded Share	Close Price (BDT)	Δ%	Turnover (BDT Mn)	PE	PB
ORIONINFU	386.9	+1.3%	243.9	NM	25.2x
ROBI	29.1	+1.4%	105.5	21.7x	2.2x
AL-HAJTEX	143.4	-9.8%	90.9	NM	17.0x
HAKKANIPUL	64.0	-3.9%	89.6	NM	2.6x
KBPPWBIL	160.2	+3.7%	85.9	NM	13.5x
AIL	74.1	-2.2%	66.3	27.8x	3.2x
IFIC	7.4	+2.8%	65.2	5.9x	0.4x
IBP	12.5	-0.8%	60.6	NM	0.9x
NHFIL	29.1	+2.8%	56.4	61.9x	1.5x
BEACHHATCH	116.7	+1.4%	55.6	34.2x	7.7x

Top Ten Losers	Close Price (BDT)	Δ%	Turnover (BDT Mn)	PE	PB
AL-HAJTEX	143.4	-9.8%	90.9	NM	17.0x
HFL	11.3	-8.1%	12.2	NM	0x
TOSRIFA	21.8	-5.6%	15.6	41.1x	0.7x
NORTHERN	108.9	-4.8%	0.0	NM	1.3x
HRTEX	36.9	-4.4%	30.3	NM	2.0x
SALAMCRST	20.1	-4.3%	14.5	NM	1.1x
HAKKANIPUL	64.0	-3.9%	89.6	NM	2.6x
POPULAR1MF	3.0	-3.2%	0.3	NM	0.3x
RSRMSTEEL	12.0	-3.2%	4.2	NM	0.3x
FAREASTFIN	3.2	-3.0%	0.0	NM	NM

Block Trade	Maximum Price (BDT)	Minimum Price (BDT)	No. of Trade	Quantity ('000)	Turnover (BDT Mn)
PRIMEBANK	24.7	24.5	3.0	10,743	265.34
BANKASIA	18.5	18.5	1.0	3,000	55.50
BEACHHATCH	115.0	107.2	11.0	424	47.09
PIONEERINS	40.0	40.0	2.0	507	20.27
AL-HAJTEX	165.0	153.0	8.0	93	14.36
BEACONPHAR	126.0	112.8	4.0	109	12.37
LOVELLO	82.0	74.5	2.0	43	3.40
BEXIMCO	99.1	99.1	6.0	33	3.27
NHFIL	28.5	28.5	1.0	100	2.85
BXPBARMA	72.0	72.0	1.0	20	1.44

* NBFI Sector PE calculation methodology has been modified to reflect positive earnings only.
 ** The base of the Bond Index starts at 100, starting from Jan 13, 2022
 Similarly, Treasury Bond Index starts at 100, starting from Oct 10, 2022

Block Trade	Maximum Price (BDT)	Minimum Price	Turnover (BDT Mn)	Quantity ('000)	No. of Trade
PRIMEBANK	24.7	24.5	265.3	10,743	3
BANKASIA	18.5	18.5	55.5	3,000	1
BEACHHATCH	115.0	107.2	47.1	424	11
PIONEERINS	40.0	40.0	20.3	507	2
AL-HAJTEX	165.0	153.0	14.4	93	8
BEACONPHAR	126.0	112.8	12.4	109	4
LOVELLO	82.0	74.5	3.4	43	2
BEXIMCO	99.1	99.1	3.3	33	6
NHFIL	28.5	28.5	2.9	100	1
BXPHERMA	72.0	72.0	1.4	20	1
SIBL	10.6	10.6	1.4	130	2
KBPPWBIL	140.0	140.0	1.3	9	1
SHEPHERD	17.0	17.0	1.3	75	1
BDTHAIFOOD	17.0	17.0	1.0	60	1
AIL	77.6	77.6	0.8	10	1
LRBDL	14.3	14.3	0.7	50	1
CITYGENINS	39.2	39.2	0.7	18	1
INTRACO	22.7	22.7	0.7	31	1
HRTEX	34.8	34.8	0.6	17	1
GQBALLPEN	160.0	160.0	0.6	4	1
DELTALIFE	70.0	70.0	0.6	8	1
INTECH	24.7	24.7	0.5	21	1
Total			436.5		53

Important DSE News

PIONEERINS

The Board of Directors has recommended 25% Cash Dividend for the year ended December 31, 2024. Date of AGM: 06.05.2025, Time: 11:00 AM, Venue: Digital Platform. Record Date: 07.04.2025. The Company has also reported EPS (after tax) of Tk. 4.79, NAV per share of Tk. 44.65 and NOCFPS of Tk. (0.91) for the year ended December 31, 2024 as against Tk. 4.97 (restated), Tk. 43.62 (restated) and Tk. (2.09) (restated) respectively for the year ended December 31, 2023.

MJLBD

The company has informed that the Board of Directors in its meeting held on March 05, 2025 approved the sale of second-hand Aframax Oil Tanker MT Omera Legacy with a capacity of 107,091 MT having age of 20 years at a price of USD 22.70 million less 3% commission.

Upcoming Corporate Events

DSE Ticker	Right Share	Dividend		Event	Date
		Stock	Cash		
SUMITPOWER		0.0%	10.0%	Record Date	10-Mar-25
ROBI		0.0%	15.0%	Record Date	16-Mar-25
UNILEVERCL		0.0%	520.0%	Record Date	6-Apr-25
PIONEERINS		0.0%	25.0%	Record Date	7-Apr-25

Disclaimer: This report has been prepared by BRAC EPL Stock Brokerage Ltd and is provided for information purposes. It is not, under any circumstances, to be used or considered as an offer to sell, or a solicitation of any offer to buy. Reasonable care has been taken to ensure that the information is not untrue and misleading. BRAC EPL Stock Brokerage Ltd makes no representation or warranty as to the accuracy or completeness of such information. All opinions and estimates included in this report constitute our judgment as of this date and are subject to change without notice.