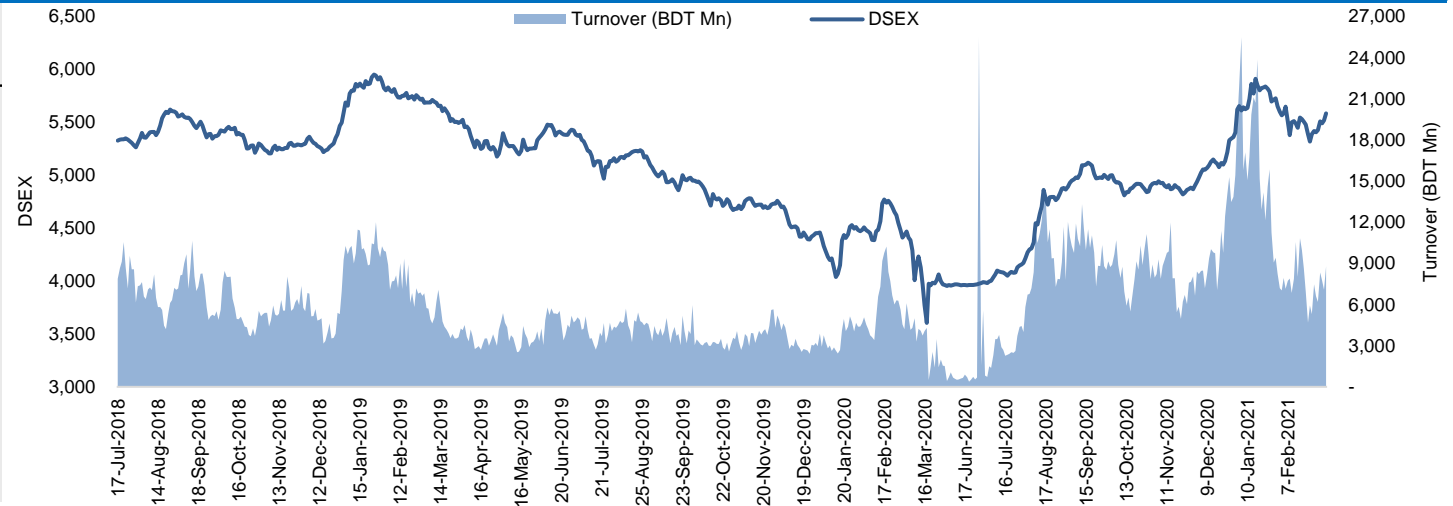


## Daily Market Update

The market closed in green today. The benchmark index DSEX (+1.24%) gained 68.52 points and closed at 5,584.30. The blue-chip index DS30 (+2.05%), the Shariah-based index DSES (+0.63%), and the large-cap index CDSET (+1.82%) closed at 2,156.05, 1,256.46, and 1,194.62 points, respectively. All the large-cap sectors posted positive performance today. Food & Allied booked the highest gain of 5.87% followed by Engineering (+2.11%), Telecommunication (+2.04%), Bank (+1.65%), Fuel & Power (+1.63%), NBF1 (+0.48%), and Pharmaceutical (+0.31%), respectively. Block trades contributed 3.0% of the overall market turnover. British American Tobacco Bangladesh Company Limited (+7.5%) was the most traded share with a turnover of BDT 1,157 million.

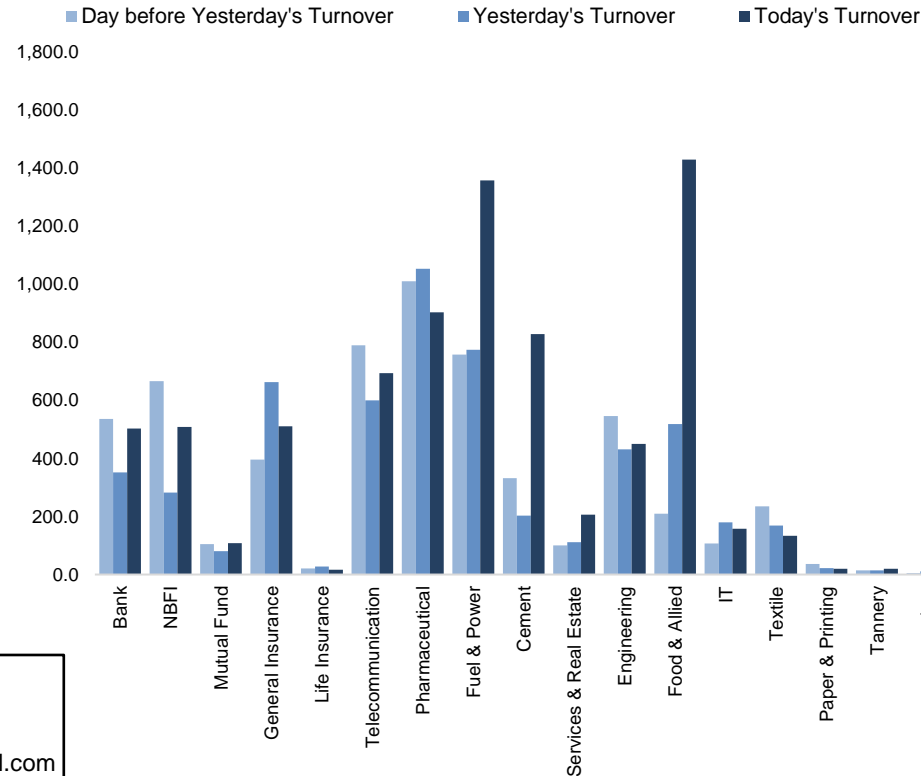
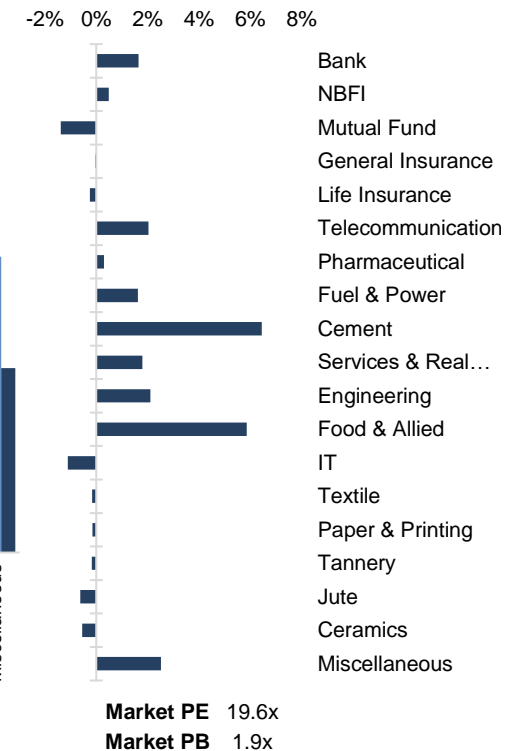


Index	Closing	Opening	Point Δ	%Δ	YTD %Δ
DSEX	5,584.30	5,515.78	+68.52	+1.24%	+3.4%
DS30	2,156.05	2,112.68	+43.37	+2.05%	+9.8%
DSES	1,256.46	1,248.60	+7.87	+0.63%	+1.2%
CDSET	1,194.62	1,173.25	+21.37	+1.82%	+6.4%

	Advanced	Declined	Unchanged	Total
All Category	122	133	100	355
A Category (Equity)	99	89	77	265
B Category (Equity)	9	26	18	53
N Category (Equity)	3	4	0	7
Z Category (Equity)	11	14	5	30
Mutual Funds	3	23	11	37
Corporate Bonds	0	0	0	0

	Today	Last Day	Daily %Δ	
Mcap	Mn BDT	4,809,948	4,730,957	+1.7%
	Mn USD	56,614	55,685	
Turnover	Mn BDT	8,768	7,075	+23.9%
	Mn USD	103	83	
Volume	Mn Shares	216	173	+24.4%
No. of Trade		159,270	132,694	+20.0%

<b>Md. Rafiqul Islam</b> Research Associate (880) 1708805229 mrafiqulislam@bracepl.com	<b>Md Mahirul Quddus</b> Research Associate (880) 1709636546 mmahirul.quddus@bracepl.com
---	---

**Figure: Sectorial Turnover (BDT Mn)**

**Figure: Sectorial Mcap Change**


Sector Index	Closing	Opening	Points Δ	%Δ	No. of Companies	Mcap (BDT Mn)	% of Total Mcap	Turnover (BDT Mn)	% of Total Turnover	PE	PB	Top Twenty Market Cap	Mcap (BDT Mn)	% of Total Mcap	Turnover (BDT Mn)	PE	PB
Bank	1,346	1,324	+21.79	+1.65%	30	567,219	13.4%	502.5	5.9%	7.7x	0.8x	GP	464,233	11.0%	36.9	13.0x	12.5x
NBFI	1,986	1,976	+9.53	+0.48%	23	190,196	4.5%	508.1	6.0%	70.2x	3.2x	WALTONHIL	370,481	8.8%	65.7	48.5x	7.0x
Mutual Fund	860	872	-12.06	-1.38%	37	38,466	0.9%	107.6	1.3%	NM	0.8x	BATBC	323,190	7.6%	1,157.0	29.7x	8.7x
General Insurance	3,484	3,486	-1.66	-0.05%	37	88,202	2.1%	509.7	6.0%	18.4x	1.7x	ROBI	261,897	6.2%	611.5	NM	4.0x
Life Insurance	2,036	2,041	-5.02	-0.25%	12	55,795	1.3%	16.7	0.2%	NM	NM	SQRPHARMA	194,221	4.6%	70.5	13.6x	2.4x
Telecommunication	6,178	6,054	+123.55	+2.04%	3	753,521	17.8%	692.7	8.1%	20.4x	6.9x	UPGDCL	160,518	3.8%	44.3	19.8x	5.8x
Pharmaceutical	3,383	3,372	+10.31	+0.31%	31	619,409	14.6%	902.9	10.6%	21.4x	2.6x	RENATA	113,751	2.7%	9.0	25.7x	4.9x
Fuel & Power	1,674	1,647	+26.78	+1.63%	21	449,605	10.6%	1,356.0	15.9%	13.3x	1.4x	BXPBARMA	83,601	2.0%	270.0	20.9x	2.6x
Cement	1,585	1,489	+95.98	+6.45%	7	101,951	2.4%	827.9	9.7%	28.0x	2.5x	ICB	80,582	1.9%	8.7	29.8x	1.8x
Services & Real Estate	1,084	1,065	+19.11	+1.80%	8	43,694	1.0%	205.5	2.4%	NM	0.9x	BERGERPBL	76,635	1.8%	69.0	31.0x	7.8x
Engineering	4,177	4,091	+86.44	+2.11%	42	545,463	12.9%	449.0	5.3%	33.9x	2.6x	BEXIMCO	71,771	1.7%	438.4	NM	1.2x
Food & Allied	21,873	20,660	+1212.52	+5.87%	20	414,034	9.8%	1,428.1	16.8%	37.6x	8.8x	MARICO	67,624	1.6%	9.4	22.5x	40.3x
IT	2,195	2,220	-24.65	-1.11%	11	25,978	0.6%	157.6	1.9%	26.0x	1.9x	LHBL	66,895	1.6%	748.8	28.4x	3.9x
Textile	1,037	1,039	-1.67	-0.16%	56	107,829	2.5%	133.8	1.6%	NM	0.7x	BRACBANK	59,002	1.4%	18.7	13.9x	1.3x
Paper & Printing	5,214	5,221	-7.41	-0.14%	4	14,902	0.4%	19.8	0.2%	62.4x	1.1x	SUMITPOWER	51,578	1.2%	641.4	9.4x	1.5x
Tannery	1,677	1,680	-2.83	-0.17%	6	18,322	0.4%	19.5	0.2%	NM	1.8x	ISLAMIBANK	42,021	1.0%	18.4	7.5x	0.7x
Jute	8,529	8,583	-53.69	-0.63%	3	2,059	0.0%	6.6	0.1%	NM	13.2x	DUTCHBANGL	36,795	0.9%	31.1	6.7x	1.1x
Ceramics	439	442	-2.44	-0.55%	5	22,779	0.5%	26.0	0.3%	57.8x	1.5x	OLYMPIC	34,310	0.8%	12.8	16.8x	4.1x
Miscellaneous	3,139	3,062	+77.03	+2.52%	13	172,970	4.1%	634.6	7.5%	53.2x	1.9x	UNILEVERCL	33,751	0.8%	33.5	63.8x	22.8x
												TITASGAS	33,337	0.8%	8.6	9.8x	0.5x

Top Ten Gainers	Close Price (BDT)	Δ%	Turnover (BDT Mn)	PE	PB
LHBL	57.6	+9.5%	748.8	28.4x	3.9x
ARAMITCEM	28.6	+9.2%	9.7	NM	1.1x
BATBC	598.5	+7.5%	1,157.0	29.7x	8.7x
SUMITPOWER	48.3	+7.3%	641.4	9.4x	1.5x
DUTCHBANGL	66.9	+6.4%	31.1	6.7x	1.1x
BERGERPBL	1,652.4	+6.1%	69.0	31.0x	7.8x
BSRMLTD	73.8	+6.0%	35.6	10.1x	0.7x
CITYBANK	27.3	+5.4%	124.2	8.9x	1.0x
BDFINANCE	31.6	+5.3%	135.3	15.8x	1.8x
LANKABAFIN	35.4	+5.0%	267.9	26.8x	2.0x

Top Twenty Free Float Mcap	Free Float Mcap (BDT Mn)	% of Total Free Float Mcap	PE	PB
SQRPHARMA	127,079	8.6%	13.6x	2.4x
BATBC	85,484	5.8%	29.7x	8.7x
BXPBARMA	58,371	4.0%	20.9x	2.6x
RENATA	55,533	3.8%	25.7x	4.9x
BEXIMCO	49,845	3.4%	NM	1.2x
GP	46,423	3.1%	13.0x	12.5x
BRACBANK	31,717	2.1%	13.9x	1.3x
ROBI	26,059	1.8%	NM	4.0x
LHBL	23,627	1.6%	28.4x	3.9x
EBL	21,142	1.4%	6.5x	1.1x
OLYMPIC	20,812	1.4%	16.8x	4.1x
ISLAMIBANK	20,456	1.4%	7.5x	0.7x
BEACONPHAR	19,338	1.3%	45.8x	5.8x
SUMITPOWER	18,976	1.3%	9.4x	1.5x
CITYBANK	18,624	1.3%	8.9x	1.0x
PUBALIBANK	17,471	1.2%	10.7x	0.7x
NBL	16,295	1.1%	6.6x	0.4x
UPGDCL	16,052	1.1%	19.8x	5.8x
IFIC	13,296	0.9%	11.3x	0.8x
ALARABANK	13,123	0.9%	6.2x	1.0x

Most Traded Share	Close Price (BDT)	Δ%	Turnover (BDT Mn)	PE	PB
BATBC	598.5	+7.5%	1,157.0	29.7x	8.7x
LHBL	57.6	+9.5%	748.8	28.4x	3.9x
SUMITPOWER	48.3	+7.3%	641.4	9.4x	1.5x
ROBI	50.0	+4.2%	611.5	NM	4.0x
BEXIMCO	81.9	-0.2%	438.4	NM	1.2x
GBBPOWER	30.5	+3.0%	311.7	22.5x	1.5x
BXPBARMA	187.4	-1.2%	270.0	20.9x	2.6x
LANKABAFIN	35.4	+5.0%	267.9	26.8x	2.0x
ORIONPHARM	53.1	+0.8%	220.3	19.5x	0.8x
BEACONPHAR	119.6	+0.9%	177.6	45.8x	5.8x

Top Ten Losers	Close Price (BDT)	Δ%	Turnover (BDT Mn)	PE	PB
VAMLRBBF	8.8	-9.3%	6.5	NM	0.9x
CNATEX	2.2	-8.3%	3.7	NM	0.1x
BIFC	3.9	-7.1%	0.1	NM	NM
ILFSL	4.5	-6.3%	3.7	NM	NM
PREMIERLEA	6.2	-6.1%	4.6	31.3x	0.3x
DAFODILCOM	54.1	-4.9%	1.1	NM	3.8x
EGEN	37.5	-4.8%	108.3	36.5x	1.8x
SHYAMPSUG	45.9	-4.4%	0.2	NM	NM
SAFKOSPINN	11.2	-4.3%	1.8	NM	0.7x
ISNLTD	38.8	-4.2%	10.4	NM	3.0x

Block Trade	Maximum Price (BDT)	Minimum Price (BDT)	Turnover (BDT Mn)	Quantity ('000)	No. of
BNICL	66.5	65.0	19.9	305	2
CITYBANK	25.0	25.0	1.4	55	1
DBH	83.4	83.4	1.0	12	2
DSSL	11.0	11.0	11.0	1,000	3
DUTCHBANGL	64.2	64.2	40.3	627	1
EASTERNINS	101.0	99.0	29.1	289	4
FUWANGFOOD	14.3	14.3	7.2	500	1
GBBPOWER	30.2	26.8	17.2	600	7
GP	369.9	369.9	0.6	2	1
GREENELMF	7.4	7.4	0.7	98	1

Block Trade	Maximum Price (BDT)	Minimum Price (BDT)	Turnover (BDT Mn)	Quantity ('000)	No. of Trade
KOHINOOR	467.0	467.0	0.5	1	1
KPCL	43.8	43.8	0.7	17	1
MALEKSPIN	15.2	15.2	0.6	42	1
NAHEEACP	43.0	43.0	0.5	12	1
NPOLYMAR	56.6	56.6	2.9	51	1
PARAMOUNT	118.0	118.0	0.6	5	1
PTL	50.9	50.9	0.5	11	1
REPUBLIC	55.0	55.0	2.8	50	1
ROBI	49.0	48.9	9.3	190	2
SKTRIMS	59.5	56.0	3.5	60	4
SONARGAON	24.5	24.5	0.5	21	1
SSSTEEL	18.9	18.7	54.3	2,900	4
STYLECRAFT	146.3	146.3	4.9	34	1
SUMITPOWER	49.2	45.7	53.1	1,085	3
<b>Total</b>			<b>263.0</b>		<b>46</b>

**Important DSE News**
**DUTCHBANGL**

The Board of Directors has recommended 15% cash and 15% stock dividend for the year ended on December 31, 2020. Date of AGM: 26.04.2021, Time: 10:00 AM, Venue: Digital Platform. Record date: 28.03.2021. The Company has also reported Consolidated EPS of Tk. 10.00, Consolidated NAV per share of Tk. 58.65 and Consolidated NOCFPS of Tk. 31.22 for the year ended on December 31, 2020 as against Tk. 7.89 (restated), Tk. 49.90 (restated) and Tk. 11.68 (restated) respectively for the same period of the previous year. The Company has further informed that the audited financial information for the year ended on December 31, 2020, will be solo instead of consolidation, which was written inadvertently in the PSI information.

**VAMLRBBF**

The Trustee Committee of the fund has approved 1.6% cash dividend for the year ended on December 31, 2020. Record date: 28.03.2021. The Trustee of the Fund has also reported EPU of Tk. 1.68, NAV per unit at market price of Tk. 10.16, NAV per unit at cost price of Tk. 10.84 and NOCFPU of Tk. 0.18 for the year ended on December 31, 2020 as against Tk. (1.80), Tk. 8.49, Tk. 10.49 and Tk. 0.14 respectively for the same period of the previous year.

**CNW**

Trading of the shares of Lub-rref (Bangladesh) Limited will commence at DSE from March 09, 2021 under 'N' category. DSE Trading Code for Lub-rref (Bangladesh) Limited is "LRBDL" and DSE Company Code is 15323.

**Upcoming Corporate Events**

DSE Ticker	Right Share	Dividend		Event	Date
		Stock	Cash		
GREENDELTA	-	7.5%	24.5%	Record Date	08-Mar-21
ROBI	-	0.0%	0.0%	Record Date	08-Mar-21
BDFINANCE	-	6.0%	6.0%	Record Date	11-Mar-21
IDLC	-	0.0%	35.0%	Record Date	11-Mar-21
IPDC	-	0.0%	12.0%	Record Date	11-Mar-21
UNILEVERCL	-	0.0%	440.0%	Record Date	23-Mar-21
LHBL	-	100%	10.0%	Record Date	24-Mar-21

**Disclaimer:** This report has been prepared by BRAC EPL Stock Brokerage Ltd and is provided for information purposes. It is not, under any circumstances, to be used or considered as an offer to sell, or a solicitation of any offer to buy. Reasonable care has been taken to ensure that the information is not untrue and misleading. BRAC EPL Stock Brokerage Ltd makes no representation or warranty as to the accuracy or completeness of such information. All opinions and estimates included in this report constitute our judgment as of this date and are subject to change without notice.