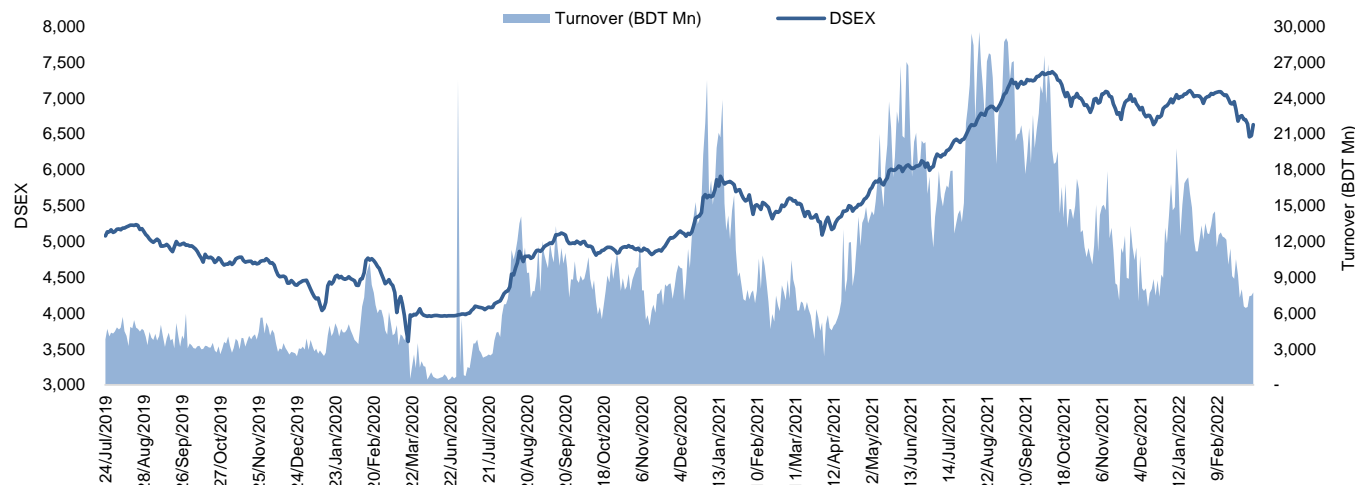


The market closed in green today. The benchmark index DSEX (+2.41%) gained 155.74 points and closed at 6,630.02. The blue-chip index DS30 (+1.75%), the Shariah-based index DSES (+2.17%), and the large-cap index CDSET (+1.55%) closed at 2,415.60, 1,429.47, and 1,313.61 points, respectively. All the large-cap sectors posted positive performance today. NBFi booked the highest gain of 4.96% followed by Engineering (+4.31%), Fuel & Power (+1.80%), Pharmaceutical (+1.66%), Bank (+1.60%), Food & Allied (+1.45%), and Telecommunication (+1.24%), respectively. Block trades contributed 0.8% of the overall market turnover. Bangladesh Export Import Company Ltd. (+1.4%) was the most traded share with a turnover of BDT 408 million.



Index	Closing	Opening	Point Δ	%Δ	YTD %Δ
DSEX	6,630.02	6,474.29	+155.74	+2.41%	-1.9%
DS30	2,415.60	2,374.07	+41.52	+1.75%	-4.6%
DSES	1,429.47	1,399.08	+30.39	+2.17%	-0.1%
CDSET	1,313.61	1,293.56	+20.05	+1.55%	-3.3%

	Advanced	Declined	Unchanged	Total
All Category	365	3	10	378
A Category (Equity)	252	3	8	263
B Category (Equity)	84	0	1	85
N Category (Equity)	6	0	0	6
Z Category (Equity)	23	0	1	24
Mutual Funds	28	0	7	35
Corporate Bonds	0	2	0	2

		Today	Last Day	Daily %Δ
Mcap	Mn BDT	5,336,401	5,221,715	+2.2%
	Mn USD	62,051	60,718	
Turnover	Mn BDT	7,730	7,461	+3.6%
	Mn USD	90	87	
Volume	Mn Shares	205	207	-0.6%
No. of Trade		169,925	174,734	-2.8%

Figure: Sectorial Turnover (BDT)

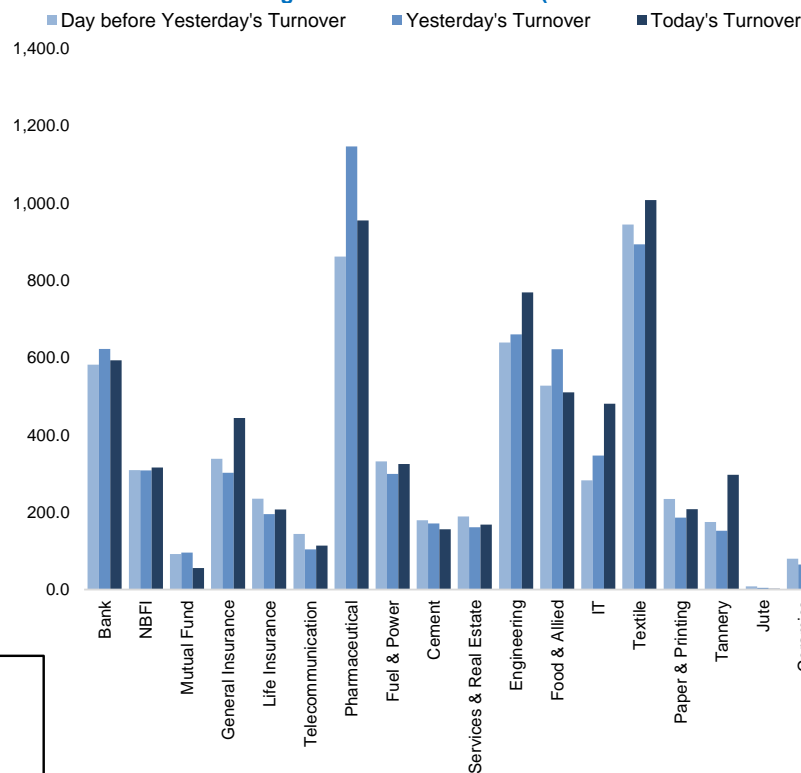
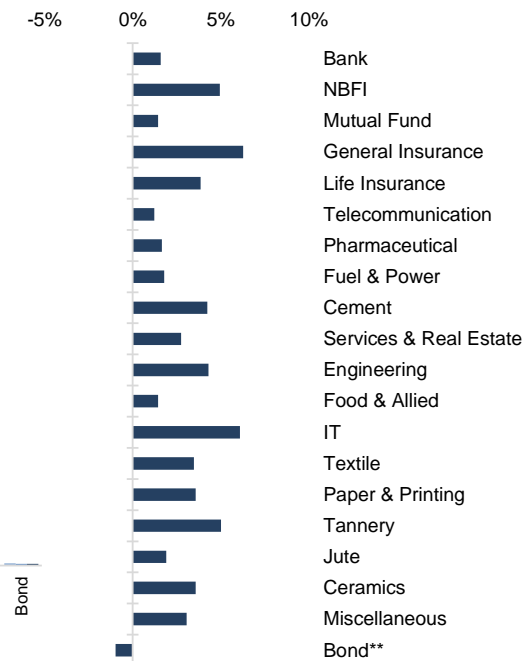


Figure: Sectorial Mcap Change



Market PE 16.2x  
Market PB 1.9x

<b>Fahim Hassan</b> Research Associate (880) 1709636546 fahim.hassan@bracepl.com	<b>Md. Mahmudul Hasan</b> Junior Research Associate (880) 1708805201 mmahmudul.hasan@bracepl.com
---	---

Sector Index	Closing	Opening	Points Δ	%Δ	No. of Companies	Mcap (BDT Mn)	% of Total Mcap	Turnover (BDT Mn)	% of Total Turnover	PE	PB	Top Twenty Market Cap	Mcap (BDT Mn)	% of Total Mcap	Turnover (BDT Mn)	PE	PB
Bank	1,543	1,518	+24.22	+1.60%	33	714,240	15.1%	592.8	7.9%	7.8x	0.8x	GP	432,771	9.1%	55.0	12.7x	8.7x
NBFI	2,094	1,996	+98.91	+4.96%	23	204,014	4.3%	316.0	4.2%	NM	3.7x	WALTONHIL	334,039	7.1%	4.2	23.1x	3.6x
Mutual Fund	865	853	+12.32	+1.44%	36	38,533	0.8%	55.5	0.7%	NM	0.8x	BATBC	309,852	6.5%	120.0	20.7x	8.4x
General Insurance	4,032	3,794	+238.27	+6.28%	40	118,145	2.5%	444.1	5.9%	18.8x	2.0x	SQURPHARMA	189,701	4.0%	80.8	10.6x	2.0x
Life Insurance	2,609	2,512	+97.07	+3.86%	13	73,642	1.6%	207.4	2.8%	NM	NM	ROBI	188,566	4.0%	43.0	82.1x	2.9x
Telecommunication	5,546	5,478	+67.73	+1.24%	3	654,895	13.8%	114.0	1.5%	16.9x	5.2x	UPGDCL	144,228	3.0%	11.5	11.8x	4.9x
Pharmaceutical	3,837	3,774	+62.68	+1.66%	32	715,564	15.1%	954.9	12.7%	17.9x	2.6x	RENATA	142,856	3.0%	91.1	26.4x	5.3x
Fuel & Power	1,819	1,787	+32.10	+1.80%	23	474,656	10.0%	324.4	4.3%	11.6x	1.2x	BEXIMCO	131,448	2.8%	407.7	10.5x	1.8x
Cement	2,451	2,351	+99.93	+4.25%	7	120,838	2.6%	155.9	2.1%	18.3x	2.5x	ICB	89,446	1.9%	25.3	46.5x	2.0x
Services & Real Estate	1,437	1,399	+38.39	+2.75%	8	54,822	1.2%	168.2	2.2%	NM	1.1x	BERGERPBL	80,637	1.7%	3.4	26.7x	7.3x
Engineering	4,728	4,533	+195.48	+4.31%	42	553,003	11.7%	768.4	10.2%	18.7x	2.0x	BXPHARMA	79,720	1.7%	91.6	13.1x	2.1x
Food & Allied	23,331	22,998	+332.85	+1.45%	21	412,506	8.7%	510.0	6.8%	25.7x	8.9x	LHBL	77,928	1.6%	121.4	20.1x	3.9x
IT	3,200	3,016	+184.03	+6.10%	11	39,039	0.8%	480.4	6.4%	31.2x	2.7x	MARICO	74,501	1.6%	38.5	21.6x	28.8x
Textile	1,615	1,561	+54.30	+3.48%	58	174,291	3.7%	1,007.8	13.4%	29.7x	1.1x	BRACBANK	67,381	1.4%	132.3	11.7x	1.4x
Paper & Printing	9,091	8,777	+314.27	+3.58%	6	32,751	0.7%	207.8	2.8%	NM	2.2x	ISLAMIBANK	52,325	1.1%	4.3	9.7x	0.8x
Tannery	3,730	3,551	+178.48	+5.03%	6	39,497	0.8%	296.5	4.0%	NM	3.9x	BEACONPHAR	52,206	1.1%	15.4	44.6x	9.3x
Jute	8,595	8,434	+160.85	+1.91%	3	1,994	0.0%	2.2	0.0%	NM	24.3x	DUTCHBANGL	48,007	1.0%	9.4	8.6x	1.3x
Ceramics	689	665	+23.79	+3.58%	5	30,822	0.7%	110.9	1.5%	30.2x	1.9x	POWERGRID	43,476	0.9%	58.3	12.5x	0.5x
Miscellaneous	4,589	4,452	+136.87	+3.07%	14	252,384	5.3%	779.9	10.4%	14.1x	2.3x	SUMITPOWER	40,900	0.9%	14.8	8.6x	1.2x
Bond**	88	89	-0.86	-0.96%	7	32,114	0.7%	4.7	0.1%	NM	NM	TITASGAS	40,756	0.9%	17.0	11.9x	0.6x

Top Ten Gainers	Close Price (BDT)	Δ%	Turnover (BDT Mn)	PE	PB	Top Twenty Free Float Mcap	Free Float Mcap (BDT Mn)	% of Total Free Float Mcap	PE	PB	Most Traded Share	Close Price (BDT)	Δ%	Turnover (BDT Mn)	PE	PB
MEGHNAPE	29.7	+10.0%	7.6	NM	NM	SQURPHARMA	124,121	6.9%	10.6x	2.0x	BEXIMCO	150.0	+1.4%	407.7	10.5x	1.8x
NITOLINS	54.1	+10.0%	12.4	18.5x	1.9x	BEXIMCO	87,610	4.9%	10.5x	1.8x	BSC	116.2	+7.6%	297.7	10.2x	1.7x
FEDERALINS	32.1	+9.9%	6.1	59.7x	2.7x	BATBC	81,956	4.6%	20.7x	8.4x	FORTUNE	123.2	+7.1%	256.6	42.2x	8.1x
BEACHHATCH	38.8	+9.9%	8.7	NM	4.0x	RENATA	69,614	3.9%	26.4x	5.3x	DSSL	20.4	+9.7%	157.5	16.2x	1.1x
BDTHAIFOOD	47.8	+9.9%	86.5	89.9x	3.4x	BXPHARMA	55,661	3.1%	13.1x	2.1x	ORIONPHARM	99.0	+3.6%	146.7	24.7x	1.2x
BDCOM	31.2	+9.9%	43.0	22.4x	2.1x	GP	43,277	2.4%	12.7x	8.7x	BRACBANK	48.4	-0.6%	132.3	11.7x	1.4x
IMAMBUTTON	35.8	+9.8%	7.1	NM	7.4x	BEACONPHAR	36,544	2.0%	44.6x	9.3x	ACMEPL	35.8	+5.6%	123.8	20.3x	2.1x
DSSL	20.4	+9.7%	157.5	16.2x	1.1x	BRACBANK	36,224	2.0%	11.7x	1.4x	AGNISYSL	25.4	+2.0%	122.2	29.5x	1.7x
BNICL	93.0	+9.7%	2.2	32.2x	4.3x	LHBL	27,524	1.5%	20.1x	3.9x	LHBL	67.1	+4.7%	121.4	20.1x	3.9x
MEGCONMILK	19.3	+9.7%	3.0	NM	NM	ISLAMIBANK	25,472	1.4%	9.7x	0.8x	BATBC	573.8	+1.3%	120.0	20.7x	8.4x

Top Ten Losers	Close Price (BDT)	Δ%	Turnover (BDT Mn)	PE	PB	Block Trade	Maximum Price (BDT)	Minimum Price (BDT)	No. of Trade	Quantity ('000)	Turnover (BDT Mn)
IDLC	50.7	-4.9%	57.6	9.5x	1.2x	BEXIMCO	161.3	148.0	5.0	360	55.82
TAMIJTEX	286.5	-2.0%	14.6	61.6x	3.5x	BDCOM	31.2	31.1	15.0	1,421	44.25
BRACBANK	48.4	-0.6%	132.3	11.7x	1.4x	DSSL	19.7	18.4	7.0	1,697	31.97
1JANATAMF	6.2	-0.0%	2.7	NM	0.7x	FORTUNE	124.0	116.0	4.0	203	24.63
CNATEX	10.2	-0.0%	0.0	NM	0.7x	MARICO	2,350.0	2,350.0	3.0	10	23.50
GENNEXT	6.6	-0.0%	8.3	NM	0.6x	SQURPHARMA	211.0	209.0	3.0	72	15.12
IFILISLMF1	6.5	-0.0%	0.2	NM	1.0x	PROVATIINS	112.0	110.0	6.0	66	7.28
NLI1STMF	14.4	-0.0%	0.0	NM	1.3x	AL-HAJTEX	95.0	90.5	4.0	51	4.66
VAMLRBBF	7.2	-0.0%	0.4	NM	0.8x	YPL	23.0	23.0	2.0	180	4.14
ISLAMIBANK	32.5	-0.0%	4.3	9.7x	0.8x	VFSTDL	19.9	19.9	1.0	200	3.98

\*NBFI Sector PE calculation methodology has been modified to reflect positive earnings only.

\*\* The base of the Bond index starts at 100, starting from Jan 13, 2022

Block Trade	Maximum Price (BDT)	Minimum Price (BDT)	Turnover (BDT Mn)	Quantity ('000)	No. of Trade
BEXIMCO	161.3	148.0	55.8	360	5
BDCOM	31.2	31.1	44.2	1,421	15
DSSL	19.7	18.4	32.0	1,697	7
FORTUNE	124.0	116.0	24.6	203	4
MARICO	2,350.0	2,350.0	23.5	10	3
SQRPHARMA	211.0	209.0	15.1	72	3
PROVATIINS	112.0	110.0	7.3	66	6
AL-HAJTEX	95.0	90.5	4.7	51	4
YPL	23.0	23.0	4.1	180	2
VFSTDL	19.9	19.9	4.0	200	1
DSHGARME	170.0	170.0	3.4	20	1
PHARMAID	820.0	815.0	2.5	3	2
GBBPOWER	34.0	34.0	1.7	50	1
OLYMPIC	144.7	144.7	1.2	8	1
LOVELLO	35.1	35.1	1.1	30	2
MAKSONSPIN	25.7	25.7	1.0	40	1
ROBI	36.2	36.2	0.9	25	1
MALEKSPIN	29.3	29.3	0.7	24	1
RDFOOD	58.0	58.0	0.6	10	1
<b>Total</b>			<b>228.3</b>		<b>61</b>

**Important DSE News**
**BSEC NEWS**

As per BSEC Order No. BSEC/Surveillance/2020-975/2 dated March 08, 2022, in the interest of investors and for the development of the securities market, in exercise of the power conferred by Section 20A of the Securities and Exchange Ordinance, 1969 (Ordinance No. XVII of 1969), the Bangladesh Securities and Exchange Commission hereby directs on temporary basis the Dhaka Stock Exchange Limited and the Chittagong Stock Exchange Limited to impose standard downward price change limit (circuit breaker) of 2% (two percent)-based on the previous trading day's closing price. Upper limit of the circuit breaker and other conditions of the Order No. BSEC/Surveillance/2020-975/210 dated May 06, 2021 shall remain unchanged. This Order shall have immediate effect and shall remain in force until further order.

**SALVOCHEM**

Mr. Md. Salam Obaidul Karim, one of the Sponsor Directors of the Company, has further reported that he has completed his buying of 5,00,000 shares of the Company at prevailing market price through Dhaka Stock Exchange as per declaration disseminated on 15.02.2022.

**RNSPIN**

Refer to earlier news disseminated by DSE on 02.01.2022 and 17.02.2022 regarding approved the draft scheme of merger/amalgamation, the Company has informed that the Board of Directors has decided to hold an EGM for merger /amalgamation of Sami Food & Beverage Inds. and Textile Mills Ltd. (SAMINTL) with R. N. Spinning Mills Limited (RNSPIN) which was filed before the Honorable High Court Division of the Supreme Court of Bangladesh. Upon preliminary hearing, the Honorable High Court Division of the Supreme Court of Bangladesh is pleased to admit the said petition. Date of EGM: 21.04.2022, Time: 11:00 AM, Venue: Jam Jam Hotel & Resort Hall, Shankerpur, Cumilla. Record Date for EGM: 30.03.2022. The creditors meeting will be held on 21.04.2022 at 1:00 PM.

**Upcoming Corporate Events**

DSE Ticker	Right Share	Dividend		Event	Date
		Stock	Cash		
Bangladesh Finance and Investment Co.Ltd	-	6.0%	6.0%	Record Date	9-Mar-22
Pacific Denims Limited	-	1.0%	0.0%	Record Date	14-Mar-22
Rangpur Dairy & Food Products Ltd.	-	3.0%	0.0%	Record Date	14-Mar-22
Nitol Insurance Co. Ltd.	-	0.0%	12.5%	Record Date	15-Mar-22
City General Insurance Co. Ltd.	-	0.0%	10.0%	Record Date	22-Mar-22
IPDC Finance Limited	-	0.0%	12.0%	Record Date	22-Mar-22
Delta Brac Housing Finance Corp. Ltd.	-	10.0%	15.0%	Record Date	22-Mar-22
Unilever Consumer Care Limited	-	0.0%	440.0%	Record Date	23-Mar-22
Dutch-Bangla Bank Ltd.	-	10.0%	17.5%	Record Date	28-Mar-22

**Disclaimer:** This report has been prepared by BRAC EPL Stock Brokerage Ltd and is provided for information purposes. It is not, under any circumstances, to be used or considered as an offer to sell, or a solicitation of any offer to buy. Reasonable care has been taken to ensure that the information is not untrue and misleading. BRAC EPL Stock Brokerage Ltd makes no representation or warranty as to the accuracy or completeness of such information. All opinions and estimates included in this report constitute our judgment as of this date and are subject to change without notice.