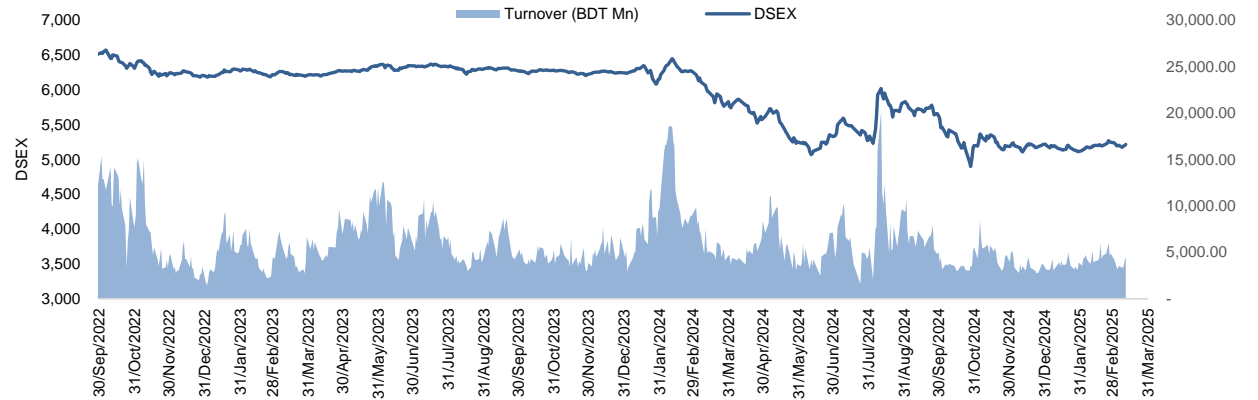


Daily Market Update

The market closed in green today. The benchmark index DSEX (+0.32%) gained 16.76 points and closed at 5,216.07. The blue-chip index DS30 (+0.26%), the Shariah-based index DSES (+0.23%), and the large-cap index CDSET (+0.29%) closed at 1,899.62, 1,166.61, and 1,046.85 points, respectively. Most of the large-cap sectors posted positive performance today. Food & Allied booked the highest gain of 0.81% followed by Bank (+0.44%), Pharmaceutical (+0.16%), NBF (0.10%), Engineering (+0.05%), Telecommunication (-0.12%), and Fuel & Power (-0.20%), respectively. Block trades contributed 4.0% of the overall market turnover. Taufika Foods and LOVELLO Ice-cream PLC (+1.6%) was the most traded share with a turnover of BDT 290 million.



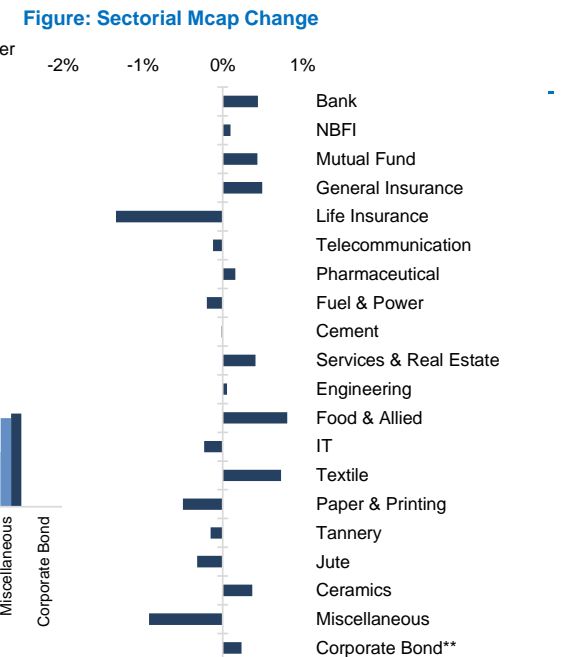
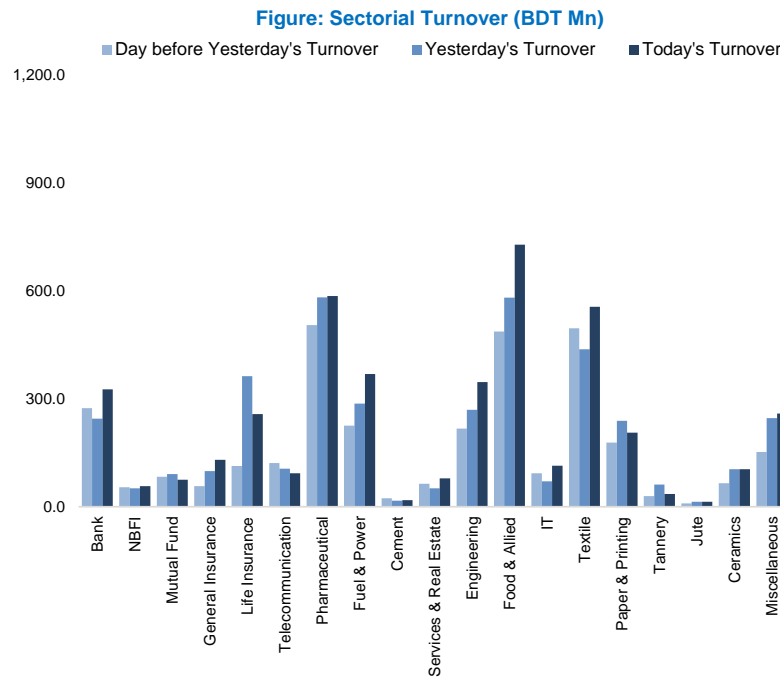
Index	Closing	Opening	Point Δ	%Δ	YTD %Δ
DSEX	5,216.07	5,199.30	+16.76	+0.32%	-0.0%
DS30	1,899.62	1,894.68	+4.95	+0.26%	-2.1%
DSES	1,166.61	1,163.92	+2.69	+0.23%	-0.2%
CDSET	1,046.85	1,043.86	+2.99	+0.29%	-1.8%

	Advanced	Declined	Unchanged	Total
All Category	191	140	67	398
A Category (Equity)	101	78	39	218
B Category (Equity)	51	22	9	82
N Category (Equity)	0	1	0	1
Z Category (Equity)	39	39	19	97
Mutual Funds	13	5	18	36
Corporate Bonds	1	2	0	3
Treasury Bonds	0	1	0	1

	Today	Last Day	Daily %Δ
Mcap			
Mn BDT	6,765,336	6,762,900	+0.0%
Mn USD	55,454	55,434	
Turnover			
Mn BDT	4,528	4,125	+9.8%
Mn USD	37	34	
Volume			
Mn Shares	159	123	+29.2%
No. of Trade	135,692	125,703	+7.9%

* Average Interbank Exchange Rate is BDT 122.00 as of Mar 12, 2025

Fahim Hassan Research Analyst (880) 1709636546 fahim.hassan@bracepl.com	Md Rakibul Hasan Research Associate (880) 1708805229 rakibul.hasan@bracepl.com
---	--



Market PE 14.8x
Market PB 1.2x

* Market P/E and P/BV calculation excludes Mutual Fund, Life Insurance, and NBL

Sector Index	Closing	Opening	Points Δ	%Δ	No. of Companies	Mcap (BDT Mn)	% of Total Mcap	Turnover (BDT Mn)	% of Total Turnover	PE	PB	Top Twenty Market Cap	Mcap (BDT Mn)	% of Total Mcap	Turnover (BDT Mn)	PE	PB
Bank	1,438	1,432	+6.33	+0.44%	36	680,513	10.1%	325.6	7.5%	8.8x	0.7x	GP	439,523	12.4%	14.0	12.1x	6.8x
NBFI	1,074	1,073	+1.05	+0.10%	23	102,338	1.5%	57.2	1.3%	NM	NM	SQURPHARMA	194,044	5.5%	43.1	8.7x	1.5x
Mutual Fund	575	573	+2.50	+0.44%	37	26,446	0.4%	74.7	1.7%	NM	0.5x	BATBC	177,174	5.0%	15.1	10.1x	3.1x
General Insurance	2,551	2,538	+12.61	+0.50%	43	72,825	1.1%	130.0	3.0%	12.9x	1.1x	ROBI	146,662	4.1%	76.2	20.9x	2.1x
Life Insurance	1,803	1,828	-24.44	-1.34%	15	47,960	0.7%	257.1	5.9%	NM	NM	WALTONHIL	141,922	4.0%	4.0	10.7x	1.3x
Telecommunication	5,201	5,207	-6.33	-0.12%	3	609,826	9.1%	93.3	2.1%	13.6x	4.1x	BEXIMCO	103,850	2.9%	0.0	NM	1.3x
Pharmaceutical	2,887	2,882	+4.61	+0.16%	34	547,270	8.1%	584.9	13.4%	13.2x	1.5x	BRACBANK	92,202	2.6%	28.9	8.3x	1.2x
Fuel & Power	1,095	1,097	-2.19	-0.20%	23	290,005	4.3%	368.2	8.5%	15.9x	0.6x	BERGERPBL	80,512	2.3%	3.6	23.5x	5.6x
Cement	1,822	1,822	-0.24	-0.01%	7	86,835	1.3%	18.2	0.4%	16.7x	1.9x	MARICO	74,589	2.1%	3.9	13.3x	9.8x
Services & Real Estate	1,020	1,016	+4.17	+0.41%	9	56,114	0.8%	79.0	1.8%	19.9x	0.4x	ISLAMIBANK	70,840	2.0%	8.3	15.2x	1.0x
Engineering	2,475	2,473	+1.32	+0.05%	42	279,150	4.2%	345.8	8.0%	12.7x	0.9x	RENATA	57,773	1.6%	4.8	19.5x	1.7x
Food & Allied	15,958	15,830	+128.06	+0.81%	21	291,991	4.3%	727.8	16.7%	15.9x	4.3x	LHB	56,791	1.6%	9.0	14.1x	2.8x
IT	1,998	2,002	-4.62	-0.23%	11	26,348	0.4%	113.5	2.6%	20.4x	1.7x	UNILEVERCL	48,379	1.4%	0.5	72.5x	19.8x
Textile	1,150	1,142	+8.36	+0.73%	58	119,796	1.8%	554.9	12.8%	81.4x	0.8x	DUTCHBANGL	44,732	1.3%	0.6	7.2x	0.9x
Paper & Printing	4,725	4,748	-23.61	-0.50%	6	21,345	0.3%	205.8	4.7%	NM	1.0x	ICB	44,404	1.3%	7.0	35.0x	1.0x
Tannery	1,996	1,999	-3.03	-0.15%	6	22,239	0.3%	35.5	0.8%	NM	1.6x	BXPHARMA	36,269	1.0%	46.8	5.7x	0.7x
Jute	12,308	12,347	-39.48	-0.32%	3	2,709	0.0%	13.9	0.3%	NM	NM	EBL	35,176	1.0%	2.2	5.4x	0.8x
Ceramics	400	399	+1.48	+0.37%	5	17,961	0.3%	104.2	2.4%	NM	1.1x	PUBALIBANK	34,011	1.0%	2.7	3.5x	0.6x
Miscellaneous	4,240	4,280	-39.51	-0.92%	15	230,257	3.4%	258.5	5.9%	94.2x	1.9x	POWERGRID	31,983	0.9%	1.5	NM	0.2x
Corporate Bond**	15,040	15,005	+35.38	+0.24%	16	32,941	0.5%	0.4	0.0%	NM	NM	CITYBANK	31,101	0.9%	16.6	4.3x	0.8x
Treasury Bond**	1,574	1,555	+18.36	+1.18%	234	3,154,908	46.9%	0.4	0.0%	NM	NM						

Top Ten Gainers	Close Price (BDT)	Δ%	Turnover (BDT Mn)	PE	PB
GHAIL	14.3	+10.0%	83.6	NM	1.1x
SALAMCRST	24.2	+10.0%	29.9	NM	1.3x
HAMI	110.5	+10.0%	6.1	NM	12.1x
EPGL	22.6	+9.7%	62.0	NM	0.6x
KTL	13.8	+9.5%	71.6	NM	0.9x
SHYAMPSUG	115.7	+9.46%	9.2	NM	NM
EBL1STMF	5.3	+8.2%	6.5	NM	1x
DBH1STMF	3.7	+5.7%	0.2	NM	0.4x
ISLAMICFIN	11.5	+5.5%	7.1	NM	2.7x
SOUTHEASTB	9.6	+5.5%	21.8	18.6x	0.4x

Top Ten Losers	Close Price (BDT)	Δ%	Turnover (BDT Mn)	PE	PB
MIDLANDBNK	16.3	-5.8%	58.7	9.4x	1.1x
BIFC	6.9	-5.5%	0.7	NM	NM
SONARGAON	45.0	-4.5%	24.9	NM	2.4x
LINDEBD	1,073.9	-4.1%	90.4	2.7x	4.9x
AIL	67.1	-3.9%	83.1	25.2x	2.9x
SAMATALETH	48.1	-3.8%	4.3	NM	3.3x
BERGERPBL	1,736.0	-3.6%	3.6	23.5x	5.6x
APEXTANRY	67.1	-3.5%	0.6	NM	1.8x
SANDHANINS	22.9	-3.4%	69.6	NM	NM
FAREASTLIF	31.5	-3.4%	2.4	NM	NM

Top Twenty Free Float Mcap	Free Float Mcap (BDT Mn)	% of Total Free Float Mcap	PE	PB
SQURPHARMA	108,958	7.7%	8.7x	1.5x
ISLAMIBANK	74,730	5.3%	15.2x	1.0x
BEXIMCO	69,463	4.9%	NM	1.3x
BATBC	50,233	3.6%	10.1x	3.1x
WALTONHIL	46,773	3.3%	10.7x	1.3x
BRACBANK	46,489	3.3%	8.3x	1.2x
GP	44,708	3.2%	12.1x	6.8x
RENATA	32,968	2.3%	19.5x	1.7x
BXPHARMA	23,409	1.7%	5.7x	0.7x
PUBALIBANK	22,905	1.6%	3.5x	0.6x
CITYBANK	21,020	1.5%	4.3x	0.8x
LHB	20,953	1.5%	14.1x	2.8x
OLYMPIC	20,496	1.5%	15.9x	2.5x
ALARABANK	18,282	1.3%	14.7x	1.1x
BEACONPHAR	17,838	1.3%	51.1x	4.5x
PRIMEBANK	16,142	1.1%	4.4x	0.7x
ROBI	14,876	1.1%	20.9x	2.1x
UTTARABANK	13,699	1.0%	8.6x	0.8x
NBL	13,055	0.9%	NM	2.4x
BSRMLTD	12,852	0.9%	5.0x	0.5x

* NBFI Sector PE calculation methodology has been modified to reflect positive earnings only.
 ** The base of the Bond Index starts at 100, starting from Jan 13, 2022
 Similarly, Treasury Bond Index starts at 100, starting from Oct 10, 2022

Most Traded Share	Close Price (BDT)	Δ%	Turnover (BDT Mn)	PE	PB
LOVELLO	87.7	+1.6%	289.6	39.5x	6.9x
ORIONINFU	417.0	-0.6%	213.7	NM	27.2x
KBPPWBIL	179.1	+4.6%	156.3	NM	15.1x
BEACHHATCH	122.9	-1.2%	149.9	36.0x	8.1x
LINDEBD	1,073.9	-4.1%	90.4	2.7x	4.9x
FUWANGFOOD	16.6	+1.2%	83.6	NM	7.9x
GHAIL	14.3	+10.0%	83.6	NM	1.1x
AIL	67.1	-3.9%	83.1	25.2x	2.9x
ROBI	28.0	-1.1%	76.2	20.9x	2.1x
HAKKANIPUL	69.6	-1.1%	74.3	NM	2.9x

Block Trade	Maximum Price (BDT)	Minimum Price (BDT)	No. of Trade	Quantity ('000)	Turnover (BDT Mn)
SINGERBD	105.0	105.0	5.0	420	44.10
BEACHHATCH	126.0	116.0	13.0	259	31.08
LOVELLO	94.0	82.0	6.0	320	26.60
NRBBANK	13.6	13.6	1.0	1,242	16.88
AL-HAJTEX	143.9	142.2	6.0	58	8.29
SONALILIFE	50.1	50.1	1.0	128	6.39
ISLAMIBANK	47.3	47.3	1.0	100	4.73
ORIONINFU	456.2	400.1	6.0	9	4.03
RDFOOD	28.0	28.0	1.0	119	3.33
HAMI	106.0	101.5	4.0	30	3.09

Block Trade	Maximum Price (BDT)	Minimum Price	Turnover (BDT Mn)	Quantity ('000)	No. of Trade
SINGERBD	105.0	105.0	44.1	420	5
BEACHHATCH	126.0	116.0	31.1	259	13
LOVELLO	94.0	82.0	26.6	320	6
NRBBANK	13.6	13.6	16.9	1,242	1
AL-HAJTEX	143.9	142.2	8.3	58	6
SONALILIFE	50.1	50.1	6.4	128	1
ISLAMIBANK	47.3	47.3	4.7	100	1
ORIONINFU	456.2	400.1	4.0	9	6
RDFOOD	28.0	28.0	3.3	119	1
HAMI	106.0	101.5	3.1	30	4
NAVANACNG	23.5	23.5	2.8	120	1
EBL	28.2	28.2	2.5	90	1
GHAIL	13.0	13.0	1.9	146	1
JAMUNAOIL	176.5	176.5	1.8	10	1
TOSRIFA	24.0	24.0	1.7	70	1
GP	337.0	337.0	1.5	5	1
CVOPRL	138.0	138.0	1.5	11	1
SIBL	11.0	11.0	1.3	117	2
CRYSTALINS	50.0	50.0	1.3	25	2
UNITEDFIN	12.5	12.5	1.3	100	1
SANDHANINS	23.8	23.8	1.2	50	1
ORIONPHARM	27.7	27.7	1.1	38	1
Total			179.6		75

Important DSE News

SQURPHARMA

Mrs. Ratna Patra, one of the Directors of the Company, has expressed her intention to buy 1,500,000 shares of the company at prevailing market price (in the Public and Block Market) through Dhaka Stock Exchange PLC. within next 30 working days.

PHENIXINS

The company has informed that as per approval of Insurance Development and Regulatory Authority (IDRA), the Board of Directors of the company has appointed Mr. Md. Rafiqur Rahman as Chief Executive Officer (CEO) of the company.

Upcoming Corporate Events

DSE Ticker	Right Share	Dividend		Event	Date
		Stock	Cash		
ROBI		0.0%	15.0%	Record Date	16-Mar-25
UNILEVERCL		0.0%	520.0%	Record Date	6-Apr-25
PIONEERINS		0.0%	25.0%	Record Date	7-Apr-25

Disclaimer: This report has been prepared by BRAC EPL Stock Brokerage Ltd and is provided for information purposes. It is not, under any circumstances, to be used or considered as an offer to sell, or a solicitation of any offer to buy. Reasonable care has been taken to ensure that the information is not untrue and misleading. BRAC EPL Stock Brokerage Ltd makes no representation or warranty as to the accuracy or completeness of such information. All opinions and estimates included in this report constitute our judgment as of this date and are subject to change without notice.