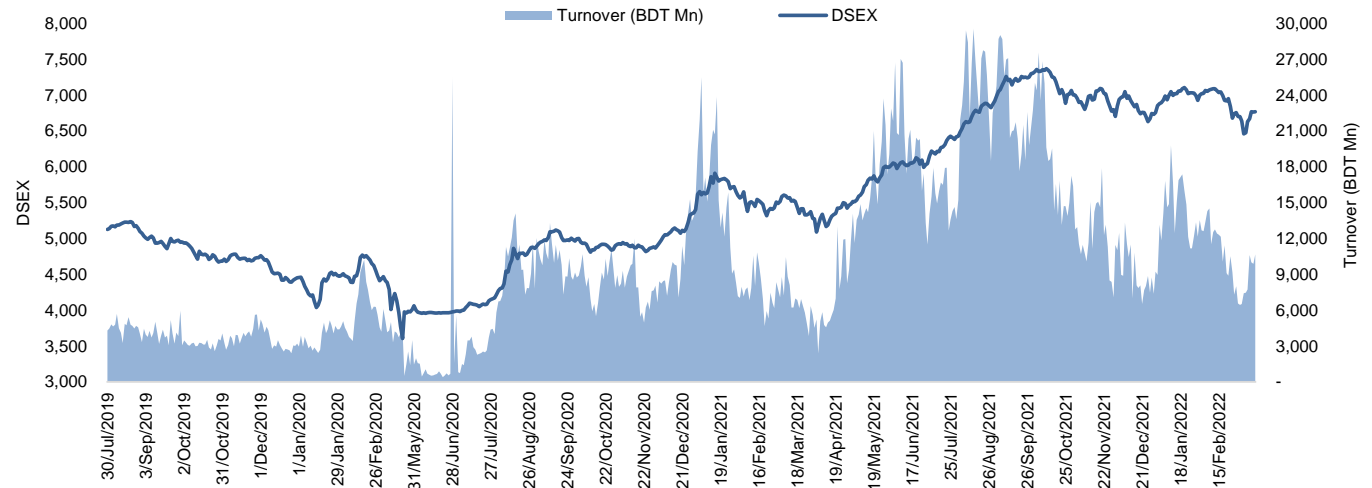


The market closed in green today. The benchmark index DSEX (+0.02%) gained 1.55 points and closed at 6,765.48. The blue-chip index DS30 (-0.06%), the Shariah-based index DSES (+0.27%), and the large-cap index CDSET (+0.02%) closed at 2,458.97, 1,456.65, and 1,338.00 points, respectively. Most of the large-cap sectors posted positive performance today. Fuel & Power booked the highest gain of 0.34% followed by Telecommunication (+0.33%), Food & Allied (+0.28%), Pharmaceutical (+0.27%), NBFI (+0.04%), Engineering (-0.22%), and Bank (-0.39%), respectively. Block trades contributed 0.6% of the overall market turnover. Bangladesh Export Import Company Ltd. (+0.9%) was the most traded share with a turnover of BDT 1,076 million.



Index	Closing	Opening	Point Δ	%Δ	YTD %Δ
DSEX	6,765.48	6,763.93	+1.55	+0.02%	+0.1%
DS30	2,458.97	2,460.49	-1.51	-0.06%	-2.9%
DSES	1,456.65	1,452.70	+3.95	+0.27%	+1.8%
CDSET	1,338.00	1,337.68	+0.32	+0.02%	-1.6%

	Advanced	Declined	Unchanged	Total
All Category	152	197	30	379
A Category (Equity)	111	138	14	263
B Category (Equity)	33	39	13	85
N Category (Equity)	1	5	0	6
Z Category (Equity)	7	15	3	25
Mutual Funds	33	1	1	35
Corporate Bonds	0	2	2	4

		Today	Last Day	Daily %Δ
Mcap	Mn BDT	5,424,251	5,419,473	+0.1%
	Mn USD	63,073	63,017	
Turnover	Mn BDT	10,656	9,865	+8.0%
	Mn USD	124	115	
Volume	Mn Shares	341	296	+15.1%
No. of Trade		190,541	180,494	+5.6%

Figure: Sectorial Turnover (BDT)

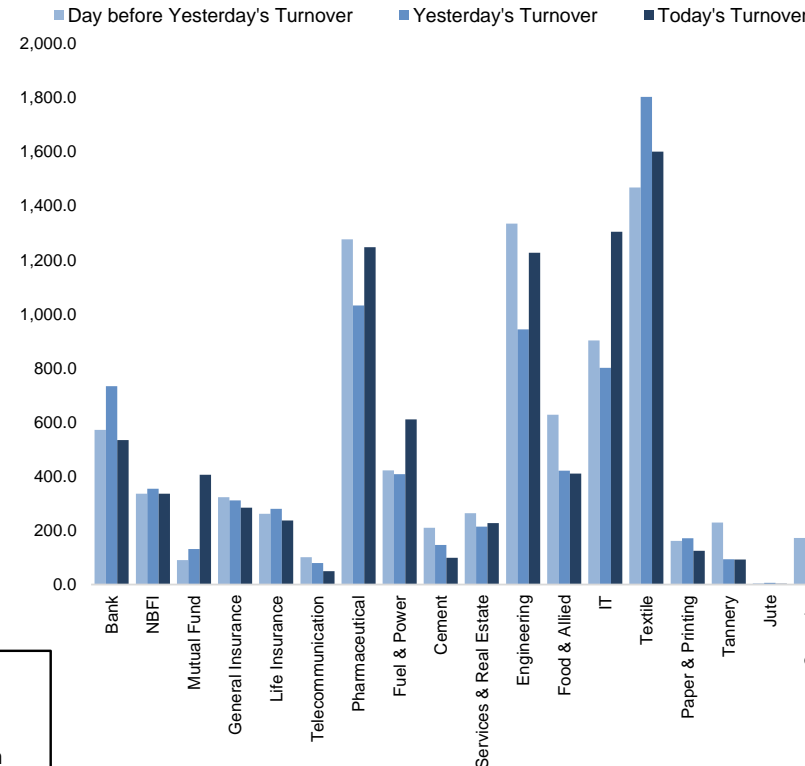
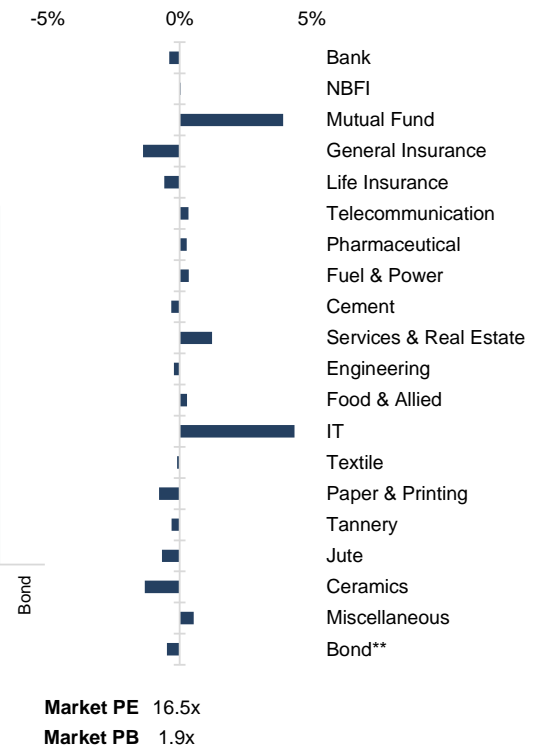


Figure: Sectorial Mcap Change



Market PE 16.5x
Market PB 1.9x

Fahim Hassan Research Associate (880) 1709636546 fahim.hassan@bracepl.com	Md. Mahmudul Hasan Junior Research Associate (880) 1708805201 mmahmudul.hasan@bracepl.com
-------------------------------------------------------------------------------------------	-----------------------------------------------------------------------------------------------------------

Sector Index	Closing	Opening	Points Δ	%Δ	No. of Companies	Mcap (BDT Mn)	% of Total Mcap	Turnover (BDT Mn)	% of Total Turnover	PE	PB	Top Twenty Market Cap	Mcap (BDT Mn)	% of Total Mcap	Turnover (BDT Mn)	PE	PB
Bank	1,567	1,573	-6.20	-0.39%	33	725,606	15.0%	533.3	5.2%	7.9x	0.9x	GP	448,300	9.3%	10.0	13.1x	9.0x
NBFI	2,158	2,157	+0.85	+0.04%	23	210,188	4.4%	335.3	3.3%	NM	3.8x	WALTONHIL	329,980	6.8%	3.3	22.8x	3.5x
Mutual Fund	931	896	+35.09	+3.92%	36	41,465	0.9%	405.8	4.0%	NM	0.8x	BATBC	320,004	6.6%	60.1	21.4x	8.7x
General Insurance	3,992	4,048	-56.35	-1.39%	40	116,964	2.4%	284.0	2.8%	18.5x	2.0x	SQRPHARMA	192,360	4.0%	71.2	10.8x	2.0x
Life Insurance	2,608	2,623	-15.28	-0.58%	13	73,604	1.5%	236.9	2.3%	NM	NM	ROBI	189,613	3.9%	28.6	82.6x	2.9x
Telecommunication	5,694	5,675	+18.99	+0.33%	3	672,329	13.9%	48.9	0.5%	17.4x	5.3x	UPGDCL	145,851	3.0%	6.3	11.9x	4.9x
Pharmaceutical	3,887	3,876	+10.39	+0.27%	32	724,849	15.0%	1,246.1	12.2%	18.1x	2.7x	RENATA	143,896	3.0%	9.7	26.6x	5.3x
Fuel & Power	1,845	1,839	+6.31	+0.34%	23	481,583	10.0%	609.9	6.0%	11.8x	1.2x	BEXIMCO	135,128	2.8%	1,076.0	10.8x	1.8x
Cement	2,528	2,536	-7.97	-0.31%	7	124,645	2.6%	98.8	1.0%	18.8x	2.6x	ICB	92,105	1.9%	5.9	47.8x	2.1x
Services & Real Estate	1,485	1,467	+18.05	+1.23%	8	56,659	1.2%	227.3	2.2%	NM	1.1x	LHBL	81,877	1.7%	72.9	21.1x	4.1x
Engineering	4,767	4,777	-10.49	-0.22%	42	557,520	11.6%	1,226.6	12.0%	18.9x	2.0x	BERGERPBL	81,287	1.7%	5.3	26.9x	7.4x
Food & Allied	24,009	23,943	+66.12	+0.28%	21	424,494	8.8%	409.6	4.0%	26.4x	9.1x	BXPHARMA	79,854	1.7%	39.2	13.1x	2.1x
IT	3,451	3,307	+143.93	+4.35%	11	42,109	0.9%	1,304.1	12.7%	33.7x	2.9x	MARICO	74,340	1.5%	13.5	21.6x	28.8x
Textile	1,675	1,676	-1.54	-0.09%	58	180,697	3.7%	1,599.9	15.6%	30.8x	1.1x	BRACBANK	67,381	1.4%	75.6	11.7x	1.4x
Paper & Printing	8,954	9,024	-70.62	-0.78%	6	32,256	0.7%	125.1	1.2%	NM	2.2x	BEACONPHAR	53,407	1.1%	9.8	45.6x	9.5x
Tannery	3,639	3,650	-11.10	-0.30%	6	38,533	0.8%	92.8	0.9%	NM	3.8x	ISLAMIBANK	52,325	1.1%	2.5	9.7x	0.8x
Jute	8,615	8,674	-58.37	-0.67%	3	1,999	0.0%	3.4	0.0%	NM	24.3x	DUTCHBANGL	48,450	1.0%	16.8	8.7x	1.3x
Ceramics	700	710	-9.37	-1.32%	5	31,330	0.6%	128.0	1.2%	30.7x	2.0x	POWERGRID	44,831	0.9%	52.1	12.9x	0.5x
Miscellaneous	4,660	4,636	+24.93	+0.54%	14	256,308	5.3%	1,325.5	12.9%	14.4x	2.3x	SUMITPOWER	41,113	0.9%	14.0	8.6x	1.2x
Bond**	89	89	-0.43	-0.48%	7	32,399	0.7%	1.0	0.0%	NM	NM	TITASGAS	40,162	0.8%	16.0	11.8x	0.6x

Top Ten Gainers	Close Price (BDT)	Δ%	Turnover (BDT Mn)	PE	PB	Top Twenty Free Float Mcap	Free Float Mcap (BDT Mn)	% of Total Free Float Mcap	PE	PB	Most Traded Share	Close Price (BDT)	Δ%	Turnover (BDT Mn)	PE	PB
EGEN	52.0	+9.9%	51.1	29.9x	2.5x	SQRPHARMA	125,861	6.9%	10.8x	2.0x	BEXIMCO	154.2	+0.9%	1,076.0	10.8x	1.8x
BDCOM	45.5	+9.9%	202.6	32.7x	3.0x	BEXIMCO	90,063	4.9%	10.8x	1.8x	DSSL	21.1	-0.9%	352.4	16.8x	1.1x
AOL	44.5	+9.9%	123.4	21.8x	2.4x	BATBC	84,641	4.6%	21.4x	8.7x	AAMRANET	50.1	+9.9%	328.8	28.4x	1.4x
AAMRANET	50.1	+9.9%	328.8	28.4x	1.4x	RENATA	70,120	3.8%	26.6x	5.3x	AAMRATECH	39.2	+6.8%	247.3	21.3x	1.6x
CAPMIBBLMF	16.8	+9.1%	32.7	NM	1.9x	BXPHARMA	55,754	3.1%	13.1x	2.1x	AGNISYSL	29.3	+3.5%	217.3	34.1x	2.0x
ENVOYTEX	50.9	+8.8%	110.6	32.4x	1.3x	GP	44,830	2.5%	13.1x	9.0x	BBS	26.3	+3.1%	213.3	49.2x	1.8x
SHURWID	22.9	+8.5%	84.8	10.4x	1.8x	BEACONPHAR	37,385	2.0%	45.6x	9.5x	BDCOM	45.5	+9.9%	202.6	32.7x	3.0x
VAMLRBBF	7.9	+8.2%	3.0	NM	0.8x	BRACBANK	36,224	2.0%	11.7x	1.4x	NAHEEACP	61.3	+5.7%	187.0	27.3x	3.5x
1JANATAMF	6.8	+7.9%	15.3	NM	0.7x	LHBL	28,919	1.6%	21.1x	4.1x	ADVENT	30.4	+6.3%	166.7	27.5x	2.2x
SILVAPHL	21.9	+7.9%	63.6	25.9x	1.3x	ISLAMIBANK	25,472	1.4%	9.7x	0.8x	ORIONPHARM	100.6	-1.1%	152.8	25.1x	1.2x

Top Ten Losers	Close Price (BDT)	Δ%	Turnover (BDT Mn)	PE	PB	Block Trade	Maximum Price (BDT)	Minimum Price (BDT)	No. of Trade	Quantity ('000)	Turnover (BDT Mn)
DHAKAINS	63.9	-2.0%	2.6	18.4x	1.9x	ENVOYTEX	46.0	46.0	1.0	4,148	190.82
SHYAMPSUG	83.7	-2.0%	0.6	NM	NM	DSSL	21.0	20.9	7.0	3,555	74.41
AGRANINS	49.5	-2.0%	4.5	20.4x	2.7x	BDCOM	43.0	40.8	4.0	809	33.17
CRYSTALINS	44.8	-2.0%	2.6	8.8x	2.0x	MHSML	35.5	35.3	4.0	615	21.74
BSC	110.0	-2.0%	135.3	9.7x	1.6x	NAHEEACP	58.5	56.9	7.0	359	20.77
NRBCBANK	25.0	-2.0%	30.8	9.7x	1.5x	SONALIPAPR	787.0	787.0	1.0	20	15.55
PAPERPROC	260.8	-2.0%	30.3	NM	9.0x	RAK CERAMIC	49.2	47.2	2.0	224	11.01
APEXSPINN	150.7	-2.0%	23.7	50.4x	2.7x	KTL	40.0	39.8	8.0	203	8.08
EASTERNINS	80.5	-1.9%	17.1	16.5x	1.6x	FORTUNE	128.0	128.0	1.0	48	6.14
ASIAPACINS	55.6	-1.9%	3.6	22.6x	2.5x	FUWANGFOOD	23.2	23.2	1.0	150	3.48

*NBFI Sector PE calculation methodology has been modified to reflect positive earnings only.

** The base of the Bond index starts at 100, starting from Jan 13, 2022

Block Trade	Maximum Price (BDT)	Minimum Price (BDT)	Turnover (BDT Mn)	Quantity ('000)	No. of Trade
ENVOYTEX	46.0	46.0	190.8	4,148	1
DSSL	21.0	20.9	74.4	3,555	7
BDCOM	43.0	40.8	33.2	809	4
MHSML	35.5	35.3	21.7	615	4
NAHEEACP	58.5	56.9	20.8	359	7
SONALIPAPR	787.0	787.0	15.5	20	1
RAKCERAMIC	49.2	47.2	11.0	224	2
KTL	40.0	39.8	8.1	203	8
FORTUNE	128.0	128.0	6.1	48	1
FUWANGFOOD	23.2	23.2	3.5	150	1
BSC	123.0	123.0	3.4	27	1
SILCOPHL	27.9	27.9	2.8	100	1
AAMRANET	49.5	46.0	2.1	44	2
SHASHADNIM	26.1	26.1	1.9	72	1
AOL	41.0	39.8	1.8	44	2
AMANFEED	51.7	51.7	1.7	33	1
ADNTEL	66.8	66.8	1.7	25	1
ASIAINS	90.5	90.5	1.3	14	1
NHFIL	49.0	49.0	1.2	24	1
ANWARGALV	381.0	381.0	1.1	3	1
COPPERTECH	41.0	41.0	1.0	24	1
AAMRATECH	37.0	37.0	0.9	25	1
Total			414.1		63

Upcoming Corporate Events

DSE Ticker	Right Share	Dividend		Event	Date
		Stock	Cash		
City General Insurance Co. Ltd.	-	0.0%	10.0%	Record Date	22-Mar-22
IPDC Finance Limited	-	0.0%	12.0%	Record Date	22-Mar-22
Delta Brac Housing Finance Corp. Ltd.	-	10.0%	15.0%	Record Date	22-Mar-22
Unilever Consumer Care Limited	-	0.0%	440.0%	Record Date	23-Mar-22
Dutch-Bangla Bank Ltd.	-	10.0%	17.5%	Record Date	28-Mar-22
Linde Bangladesh Limited	-	0.0%	550.0%	Record Date	31-Mar-22
United Insurance Ltd.	-	0.0%	10.0%	Record Date	3-Apr-22
Reckitt Benckiser(Bd.)Ltd.	-	0.0%	1650.0%	Record Date	3-Apr-22

Important DSE News
BSRMLTD

H. Akberali & Co. Limited, one of the Corporate Directors of the Company, has further informed that it has completed its buying of 10,00,000 shares of the Company at prevailing market price through Dhaka Stock Exchange as per declaration disseminated on 15.02.2022.

JAMUNABANK

The Company has informed that the Board of Directors of Company has decided to purchase floor space measuring 8,695 Sft. (approx.) with 05 car parking at 1st floor of Rupayan Red Crescent Tower, 86-87, Motijheel C/A, Dhaka-1000 from "Rupayan Housing Estate Ltd." along with undivided and demarcated proportionate land measuring 1.78 decimal out land measuring 24.75 decimal within District: Dhaka, Sub-Registry Office: Sutrapur, Mouza: Motijheel along with all other rights, interests, titles, easements, etc. at a total cost of BDT 422,060,000.00 (excluding the cost of registration and other related expenses) subject to obtaining necessary approval from the regulatory body(ies).

ENVOYTEX

Envotech Aviation Limited (where Mr. Kutubuddin Ahmed and Mr. Tanvir Ahmed are the Directors (Chairman & Sponsor Director) of Envoy Textiles Limited and they are also the Chairman and Managing Director of Envotech Aviation Limited), has expressed its intention to buy of 41,48,336 shares of the Company at prevailing market price (in the Block market) through Dhaka Stock Exchange Limited.

TRUSTBANK

The Company has informed that the Board of Directors of the Company has decided to issue "TBL Fully Redeemable Non-Convertible Unsecured Subordinated Bond - VI" worth BDT 400.00 Crore only to strengthen the capital base of the Company subject to approval of Regulatory Authorities. The Board of Directors has also decided to inject BDT 09.10 Crore as fresh capital to Trust Axiata Digital Limited (TADL), a joint venture Company of 'Trust Bank Limited, Bangladesh' holding 51 % share and 'Axiata Digital Services Sdn Bhd, Malaysia' holding 49% share, for the purpose of strengthening the capital base and expansion of business.

Disclaimer: This report has been prepared by BRAC EPL Stock Brokerage Ltd and is provided for information purposes. It is not, under any circumstances, to be used or considered as an offer to sell, or a solicitation of any offer to buy. Reasonable care has been taken to ensure that the information is not untrue and misleading. BRAC EPL Stock Brokerage Ltd makes no representation or warranty as to the accuracy or completeness of such information. All opinions and estimates included in this report constitute our judgment as of this date and are subject to change without notice.