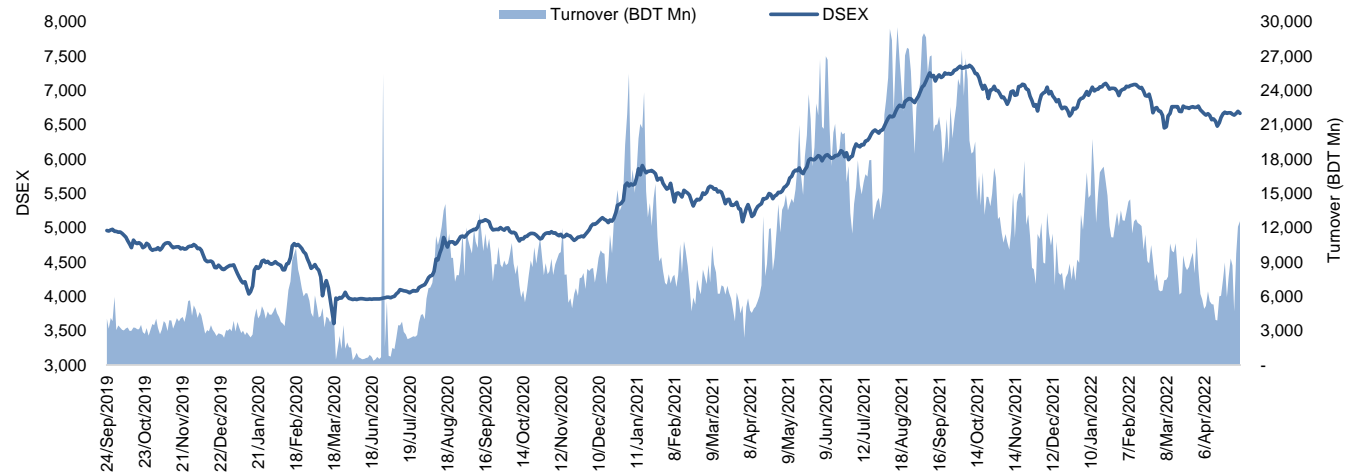


Daily Market Update

The market closed in red today. The benchmark index DSEX (-0.48%) lost 32.47 points and closed at 6,665.61. The blue-chip index DS30 (-0.56%), the Shariah-based index DSES (-0.36%), and the large-cap index CDSET (-0.50%) closed at 2,435.77, 1,448.89, and 1,323.18 points, respectively. All the large-cap sectors posted negative performance today. NBF1 experienced the highest loss of 1.16% followed by Fuel & Power (-0.90%), Food & Allied (-0.55%), Engineering (-0.42%), Telecommunication (-0.34%), Bank (-0.32%), and Pharmaceutical (-0.06%), respectively. Block trades contributed 0.9% of the overall market turnover. Bangladesh Export Import Company Ltd. (-2.0%) was the most traded share with a turnover of BDT 370 million.



Index	Closing	Opening	Point Δ	%Δ	YTD %Δ
DSEX	6,665.61	6,698.08	-32.47	-0.48%	-1.3%
DS30	2,435.77	2,449.40	-13.62	-0.56%	-3.8%
DSES	1,448.89	1,454.14	-5.24	-0.36%	+1.2%
CDSET	1,323.18	1,329.83	-6.65	-0.50%	-2.6%

	Advanced	Declined	Unchanged	Total
All Category	130	205	45	380
A Category (Equity)	96	133	33	262
B Category (Equity)	27	54	8	89
N Category (Equity)	2	4	0	6
Z Category (Equity)	5	14	4	23
Mutual Funds	9	13	13	35
Corporate Bonds	2	0	1	3

		Today	Last Day	Daily %Δ
Mcap	Mn BDT	5,384,344	5,407,887	-0.4%
	Mn USD	62,609	62,882	
Turnover	Mn BDT	12,580	12,083	+4.1%
	Mn USD	146	141	
Volume	Mn Shares	320	274	+16.9%
No. of Trade		247,305	224,200	+10.3%

Figure: Sectorial Turnover (BDT)

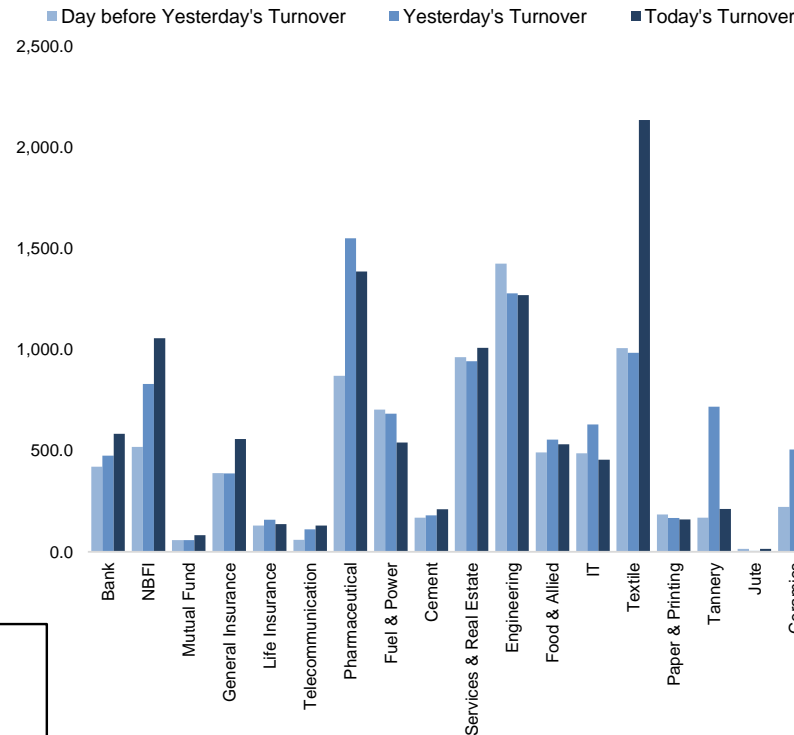
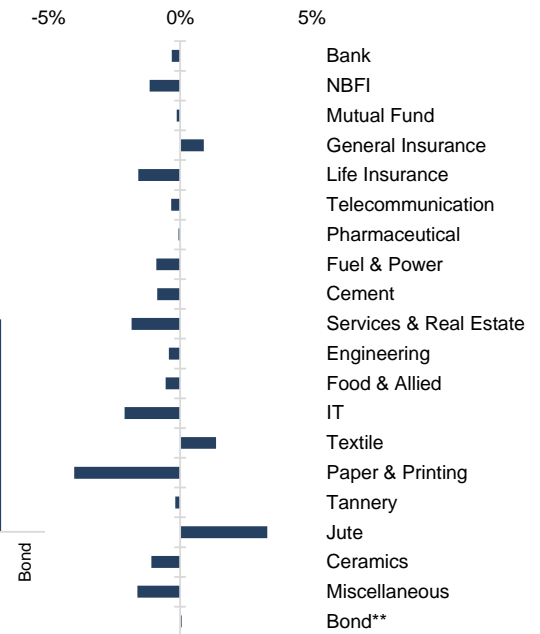


Figure: Sectorial Mcap Change



Market PE 16.7x
Market PB 1.8x

Fahim Hassan Research Associate (880) 1709636546 fahim.hassan@bracepl.com	Billal Hossain Research Associate (880) 1708805229 billal.hossain@bracepl.com
---	---

Sector Index	Closing	Opening	Points Δ	%Δ	No. of Companies	Mcap (BDT Mn)	% of Total Mcap	Turnover (BDT Mn)	% of Total Turnover	PE	PB	Top Twenty Market Cap	Mcap (BDT Mn)	% of Total Mcap	Turnover (BDT Mn)	PE	PB
Bank	1,470	1,475	-4.65	-0.32%	33	675,495	14.2%	584.3	4.9%	8.1x	0.8x	GP	430,476	9.0%	67.7	12.9x	7.4x
NBFI	2,082	2,107	-24.34	-1.16%	23	204,873	4.3%	1,056.6	8.8%	NM	3.8x	WALTONHIL	354,547	7.5%	17.0	24.8x	3.6x
Mutual Fund	892	893	-1.18	-0.13%	36	39,476	0.8%	82.2	0.7%	NM	0.8x	BATBC	313,362	6.6%	92.3	20.9x	8.5x
General Insurance	3,798	3,764	+33.97	+0.90%	40	111,589	2.3%	557.7	4.7%	17.8x	1.8x	SQRPHARMA	198,654	4.2%	61.8	10.7x	2.0x
Life Insurance	2,473	2,513	-39.99	-1.59%	13	69,453	1.5%	136.9	1.1%	NM	NM	ROBI	166,566	3.5%	25.8	90.9x	2.5x
Telecommunication	5,372	5,391	-18.53	-0.34%	3	633,338	13.3%	129.9	1.1%	16.9x	4.7x	UPGDC	149,272	3.1%	5.7	12.1x	4.6x
Pharmaceutical	3,896	3,899	-2.35	-0.06%	32	731,418	15.4%	1,387.2	11.6%	18.1x	2.6x	RENATA	145,557	3.1%	35.3	26.3x	5.1x
Fuel & Power	1,845	1,861	-16.73	-0.90%	23	481,327	10.1%	540.5	4.5%	12.0x	1.2x	BEXIMCO	126,015	2.6%	369.6	8.8x	1.6x
Cement	2,662	2,686	-23.47	-0.87%	7	130,365	2.7%	210.1	1.8%	24.8x	2.8x	LHBL	88,497	1.9%	176.5	23.4x	5.0x
Services & Real Estate	1,602	1,632	-30.09	-1.84%	8	60,893	1.3%	1,008.9	8.4%	NM	1.2x	ICB	84,127	1.8%	10.8	47.6x	1.9x
Engineering	4,994	5,016	-21.31	-0.42%	42	583,956	12.3%	1,270.5	10.6%	20.2x	2.1x	BERGERPBL	82,015	1.7%	2.2	27.1x	7.4x
Food & Allied	23,371	23,501	-129.85	-0.55%	21	415,484	8.7%	532.7	4.4%	25.6x	8.9x	BXPHERMA	75,259	1.6%	104.2	13.1x	1.9x
IT	3,029	3,094	-65.18	-2.11%	11	38,334	0.8%	455.5	3.8%	31.2x	2.7x	MARICO	74,498	1.6%	4.4	21.0x	27.7x
Textile	1,646	1,624	+22.13	+1.36%	58	177,844	3.7%	2,135.9	17.8%	25.5x	1.1x	BRACBANK	63,205	1.3%	46.3	11.6x	1.1x
Paper & Printing	10,065	10,487	-421.60	-4.02%	6	36,015	0.8%	159.9	1.3%	NM	2.5x	BEACONPHAR	58,466	1.2%	38.0	62.5x	10.0x
Tannery	3,771	3,778	-6.77	-0.18%	6	40,248	0.8%	212.4	1.8%	56.8x	4.0x	ISLAMIBANK	53,130	1.1%	32.1	10.8x	0.8x
Jute	8,848	8,565	+283.28	+3.31%	3	2,036	0.0%	14.1	0.1%	NM	30.8x	POWERGRID	43,049	0.9%	44.2	11.7x	0.5x
Ceramics	730	738	-8.08	-1.09%	5	32,866	0.7%	459.1	3.8%	30.8x	2.0x	DUTCHBANGL	42,441	0.9%	37.0	7.4x	1.1x
Miscellaneous	4,669	4,746	-77.07	-1.62%	15	259,303	5.5%	1,051.1	8.8%	13.0x	2.2x	SUMITPOWER	41,220	0.9%	22.6	9.8x	1.1x
Bond**	89	89	+0.05	+0.05%	8	33,202	0.7%	2.6	0.0%	NM	NM	TITASGAS	38,876	0.8%	18.4	11.6x	0.5x

Top Ten Gainers	Close Price (BDT)	Δ%	Turnover (BDT Mn)	PE	PB	Top Twenty Free Float Mcap	Free Float Mcap (BDT Mn)	% of Total Free Float Mcap	PE	PB	Most Traded Share	Close Price (BDT)	Δ%	Turnover (BDT Mn)	PE	PB
ACIFORMULA	204.6	+10.0%	196.4	34.6x	3.1x	SQRPHARMA	129,979	7.3%	10.7x	2.0x	BEXIMCO	143.8	-2.0%	369.6	8.8x	1.6x
BANGAS	137.1	+9.9%	70.9	NM	6.5x	BEXIMCO	83,989	4.7%	8.8x	1.6x	JHRML	90.0	-5.0%	368.1	43.3x	2.9x
NFML	19.4	+9.6%	57.2	NM	1.6x	BATBC	82,884	4.6%	20.9x	8.5x	SPCERAMICS	38.5	+2.4%	365.6	86.4x	1.2x
DACCADYE	21.7	+9.6%	115.2	20.7x	0.6x	RENATA	70,930	4.0%	26.3x	5.1x	EHL	67.8	+0.4%	345.3	14.6x	0.9x
ENVOYTEX	48.0	+9.6%	44.8	22.7x	1.2x	BXPHERMA	52,546	2.9%	13.1x	1.9x	UNIQUEHRL	74.2	+0.7%	337.1	25.3x	0.8x
TAKAFULINS	64.0	+7.7%	18.9	28.4x	3.3x	GP	43,048	2.4%	12.9x	7.4x	IPDC	56.9	+1.1%	309.6	23.5x	3.2x
SONARGAON	31.0	+6.9%	48.6	NM	2.7x	BEACONPHAR	40,926	2.3%	62.5x	10.0x	GPHISPAT	56.3	-3.1%	258.5	11.9x	1.9x
IFILISLMF1	7.0	+6.1%	3.7	NM	1.1x	BRACBANK	33,979	1.9%	11.6x	1.1x	ORIONPHARM	100.5	-1.7%	246.8	24.5x	1.2x
GSPFINANCE	30.2	+6.0%	200.5	18.6x	1.6x	LHBL	31,257	1.8%	23.4x	5.0x	PROVATIINS	93.5	-2.7%	227.5	21.2x	4.0x
ALIF	14.4	+5.9%	150.6	26.2x	1.0x	ISLAMIBANK	25,864	1.4%	10.8x	0.8x	GSPFINANCE	30.2	+6.0%	200.5	18.6x	1.6x

Top Ten Losers	Close Price (BDT)	Δ%	Turnover (BDT Mn)	PE	PB	Block Trade	Maximum Price (BDT)	Minimum Price (BDT)	No. of Trade	Quantity ('000)	Turnover (BDT Mn)
IMAMBUTTON	53.2	-5.0%	9.8	NM	11.1x	ACIFORMULA	204.6	177.0	23.0	987	201.78
SAVAREFR	221.3	-5.0%	0.8	NM	3161.4x	IPDC	56.0	55.2	5.0	1,139	63.63
JHRML	90.0	-5.0%	368.1	43.3x	2.9x	SQRPHARMA	224.0	224.0	2.0	250	56.00
MONOSPOOL	221.9	-4.8%	21.3	72.9x	5.3x	BEXIMCO	160.4	160.4	1.0	300	48.12
PENINSULA	36.1	-4.7%	109.1	57.3x	1.2x	BATBC	625.0	625.0	9.0	39	24.38
NPOLYMER	54.5	-4.4%	48.7	17.8x	2.0x	PRIMEINSUR	92.7	92.7	1.0	200	18.54
DULAMIACOT	55.1	-4.3%	0.4	NM	NM	PADMALIFE	52.4	52.4	1.0	354	18.54
SONALIPAPR	908.2	-4.2%	63.5	64.2x	3.6x	KTL	35.9	35.7	5.0	375	13.42
ADVENT	27.4	-4.2%	47.9	23.3x	2.0x	NAHEEACP	72.1	66.3	5.0	182	12.59
BSC	116.3	-4.1%	159.1	10.3x	1.7x	ANWARGALV	396.0	396.0	1.0	31	12.28

*NBFI Sector PE calculation methodology has been modified to reflect positive earnings only.

** The base of the Bond index starts at 100, starting from Jan 13, 2022

Block Trade	Maximum Price (BDT)	Minimum Price (BDT)	Turnover (BDT Mn)	Quantity ('000)	No. of Trade
ACIFORMULA	204.6	177.0	201.8	987	23
IPDC	56.0	55.2	63.6	1,139	5
SQURPHARMA	224.0	224.0	56.0	250	2
BEXIMCO	160.4	160.4	48.1	300	1
BATBC	625.0	625.0	24.4	39	9
PRIMEINSUR	92.7	92.7	18.5	200	1
PADMALIFE	52.4	52.4	18.5	354	1
KTL	35.9	35.7	13.4	375	5
NAHEEACP	72.1	66.3	12.6	182	5
ANWARGALV	396.0	396.0	12.3	31	1
SQUARETEXT	69.0	69.0	12.1	175	1
DSSL	18.6	17.8	11.1	600	3
EHL	74.0	73.8	10.6	143	4
SAIFPOWER	35.2	35.2	8.8	250	2
PROVATIINS	101.0	92.0	8.0	81	2
RDFOOD	56.4	55.8	7.5	134	4
HRTEX	84.5	84.5	5.1	60	1
NRBCBANK	25.0	25.0	5.0	200	1
BSC	123.5	122.1	4.5	37	2
ENVOYTEX	42.0	42.0	4.2	100	1
JHRML	100.0	90.0	3.7	40	4
LHBL	77.5	77.5	3.1	40	1
Total			591.9		113

Upcoming Corporate Events

DSE Ticker	Right Share	Dividend		Event	Date
		Stock	Cash		
ICB Islamic Bank Limited	-	0.0%	0.0%	Record Date	11-May-22
NRB Commercial Bank Limited	-	7.5%	7.5%	Record Date	11-May-22
Mercantile Insurance Co. Ltd.	-	0.0%	10.0%	Record Date	17-May-22
First Security Islami Bank Limited	-	5.0%	5.0%	Record Date	19-May-22
Sena Kalyan Insurance Company Limited	-	0.0%	12.0%	Record Date	22-May-22
Dhaka Insurance Limited	-	0.0%	25.0%	Record Date	22-May-22
Mutual Trust Bank Ltd.	-	10.0%	0.0%	Record Date	23-May-22
Bata Shoe Company (Bangladesh) Limited	-	0.0%	25.0%	Record Date	23-May-22
Agrani Insurance Co. Ltd.	-	0.0%	15.0%	Record Date	23-May-22
Continental Insurance Ltd.	-	0.0%	12.0%	Record Date	24-May-22
Standard Insurance Limited	-	0.0%	13.0%	Record Date	24-May-22
Dhaka Bank Ltd.	-	0.0%	12.0%	Record Date	24-May-22
AB Bank Limited	-	3.0%	2.0%	Record Date	24-May-22
Crystal Insurance Company Limited	-	0.0%	10.0%	Record Date	24-May-22
Peoples Insurance Company Ltd.	-	0.0%	12.5%	Record Date	25-May-22
Bangladesh National Insurance Company Limited	-	0.0%	18.0%	Record Date	25-May-22
Phoenix Insurance Company Ltd.	-	0.0%	15.0%	Record Date	25-May-22

Important DSE News
IFIC

(Q1 Un-audited): Consolidated EPS was Tk. 0.19 for January-March 2022 as against Tk. 0.44 for January-March 2021. Consolidated NOCFPS was Tk. (0.80) for January-March 2022 as against Tk. (5.56) for January-March 2021. Consolidated NAV per share was Tk. 18.00 as on March 31, 2022 and Tk. 16.73 as on March 31, 2021. The company also informed the reasons for deviation in EPS and NOCFPS: The consolidated EPS of the Company as of Q1 Y2022 is lower compared to Q1 Y2021 due to lower operating profit, non-recognition of share of profit of one of the associates namely Nepal Bangladesh Bank Limited and higher provisioning charge. The consolidated NOCFPS of the Company as of Q1 Y2022 is higher compared to Q1 Y2021 due to higher of deposits growth than lending growth.

BSRMLTD

H. Akberali & Co. Limited, one of the Corporate Directors the company, has further informed that it has completed its buying of 13,00,000 shares of the Company at prevailing market price through Chittagong Stock Exchange as per declaration disseminated on 03.04.2022.

Disclaimer: This report has been prepared by BRAC EPL Stock Brokerage Ltd and is provided for information purposes. It is not, under any circumstances, to be used or considered as an offer to sell, or a solicitation of any offer to buy. Reasonable care has been taken to ensure that the information is not untrue and misleading. BRAC EPL Stock Brokerage Ltd makes no representation or warranty as to the accuracy or completeness of such information. All opinions and estimates included in this report constitute our judgment as of this date and are subject to change without notice.