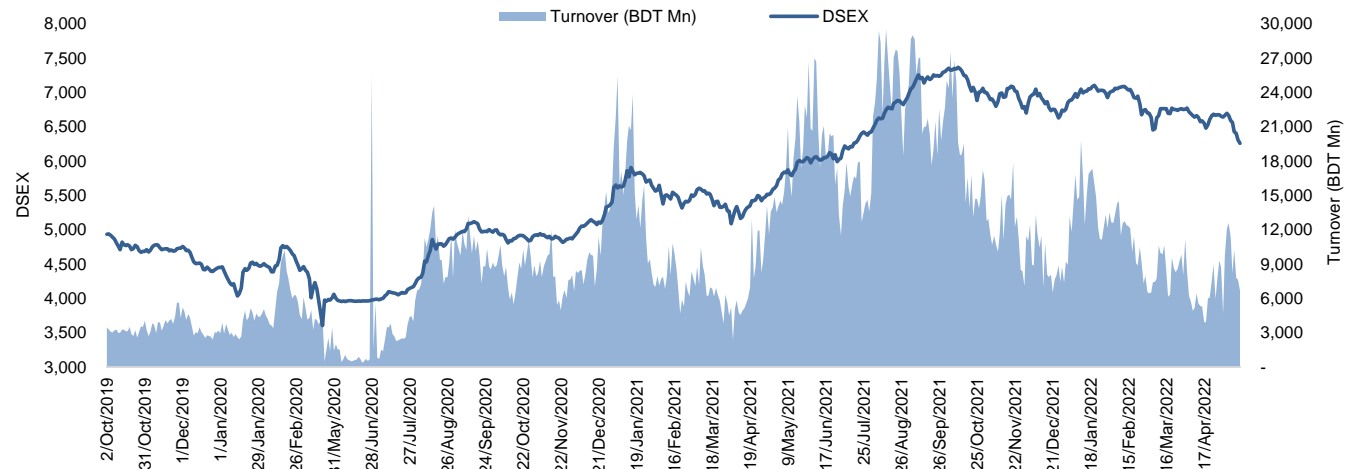


**Daily Market Update**

The market closed in red today. The benchmark index DSEX (-0.82%) lost 51.67 points and closed at 6,258.25. The blue-chip index DS30 (-0.85%), the Shariah-based index DSES (-0.61%), and the large-cap index CDSET (-0.79%) closed at 2,316.68, 1,383.04, and 1,266.72 points, respectively. All the large-cap sectors posted negative performance today. Food & Allied experienced the highest loss of 1.60% followed by Fuel & Power (-0.71%), Bank (-0.69%), Telecommunication (-0.67%), Engineering (-0.66%), Pharmaceutical (-0.40%), and NBF1 (-0.16%), respectively. Block trades contributed 0.7% of the overall market turnover. Bangladesh Export Import Company Ltd. (-2.1%) was the most traded share with a turnover of BDT 532 million.



Index	Closing	Opening	Point Δ	%Δ	YTD %Δ
DSEX	6,258.25	6,309.92	-51.67	-0.82%	-7.4%
DS30	2,316.68	2,336.49	-19.80	-0.85%	-8.5%
DSES	1,383.04	1,391.51	-8.46	-0.61%	-3.4%
CDSET	1,266.72	1,276.80	-10.08	-0.79%	-6.8%

	Advanced	Declined	Unchanged	Total
All Category	67	263	50	380
A Category (Equity)	39	189	33	261
B Category (Equity)	17	60	13	90
N Category (Equity)	1	4	1	6
Z Category (Equity)	10	10	3	23
Mutual Funds	0	15	20	35
Corporate Bonds	2	0	1	3

		Today	Last Day	Daily %Δ
Mcap	Mn BDT	5,098,722	5,134,933	
	Mn USD	59,287	59,709	-0.7%
Turnover	Mn BDT	6,689	7,629	-12.3%
	Mn USD	78	89	
Volume	Mn Shares	176	206	-14.7%
No. of Trade		155,461	177,420	-12.4%

Figure: Sectorial Turnover (BDT)

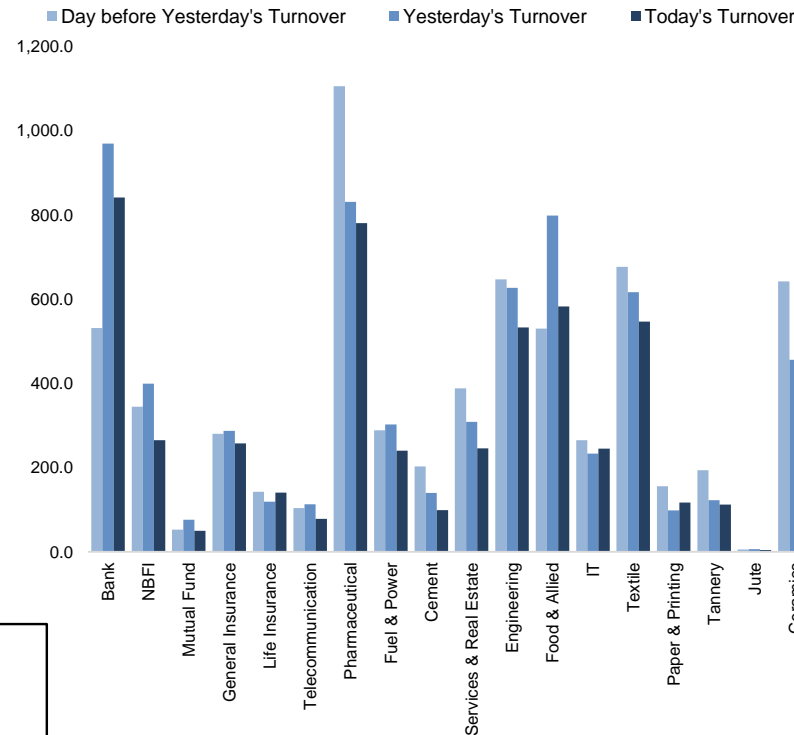
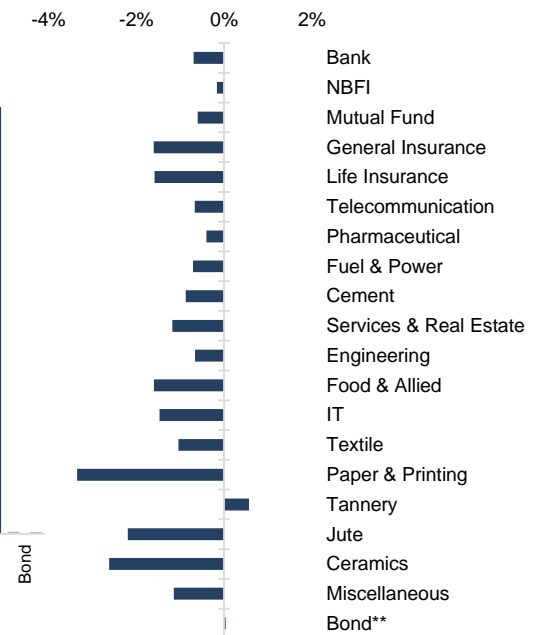


Figure: Sectorial Mcap Change



Market PE 15.6x  
Market PB 1.7x

<b>Fahim Hassan</b> Research Associate (880) 1709636546 fahim.hassan@bracepl.com	<b>Billal Hossain</b> Research Associate (880) 1708805229 billal.hossain@bracepl.com
---	---

Sector Index	Closing	Opening	Points Δ	%Δ	No. of Companies	Mcap (BDT Mn)	% of Total Mcap	Turnover (BDT Mn)	% of Total Turnover	PE	PB	Top Twenty Market Cap	Mcap (BDT Mn)	% of Total Mcap	Turnover (BDT Mn)	PE	PB
Bank	1,420	1,430	-9.93	-0.69%	33	652,483	14.6%	841.4	12.9%	7.8x	0.8x	GP	408,601	9.1%	33.0	12.3x	7.0x
NBFI	1,910	1,914	-3.08	-0.16%	23	187,967	4.2%	264.8	4.1%	NM	3.4x	WALTONHIL	329,828	7.4%	4.8	23.1x	3.4x
Mutual Fund	848	853	-5.13	-0.60%	36	37,541	0.8%	50.1	0.8%	NM	0.8x	BATBC	291,330	6.5%	97.0	19.1x	8.9x
General Insurance	3,257	3,310	-52.95	-1.60%	40	95,689	2.1%	257.2	3.9%	15.3x	1.6x	SQRPHARMA	190,676	4.3%	85.0	10.3x	1.9x
Life Insurance	2,196	2,231	-35.30	-1.58%	13	61,671	1.4%	140.2	2.2%	NM	NM	ROBI	156,090	3.5%	34.7	85.1x	2.3x
Telecommunication	5,083	5,117	-34.23	-0.67%	3	599,206	13.4%	78.5	1.2%	16.0x	4.4x	RENATA	143,349	3.2%	12.6	25.9x	5.0x
Pharmaceutical	3,778	3,793	-15.20	-0.40%	32	709,111	15.9%	780.6	12.0%	17.5x	2.5x	UPGDCL	142,257	3.2%	8.8	11.5x	4.3x
Fuel & Power	1,751	1,764	-12.49	-0.71%	23	456,882	10.2%	240.4	3.7%	11.3x	1.2x	BEXIMCO	115,762	2.6%	531.9	8.0x	1.5x
Cement	2,504	2,527	-22.06	-0.87%	7	122,641	2.7%	99.0	1.5%	25.2x	2.7x	LHBL	84,896	1.9%	86.1	22.4x	4.8x
Services & Real Estate	1,377	1,393	-16.44	-1.18%	8	52,341	1.2%	245.9	3.8%	85.5x	1.0x	BERGERPBL	80,345	1.8%	1.3	26.6x	7.3x
Engineering	4,627	4,658	-30.64	-0.66%	42	541,040	12.1%	532.6	8.2%	18.8x	1.9x	ICB	78,486	1.8%	6.9	44.4x	1.7x
Food & Allied	21,739	22,091	-352.53	-1.60%	21	386,468	8.6%	582.5	8.9%	23.4x	9.1x	MARICO	73,742	1.6%	4.1	20.7x	27.4x
IT	2,687	2,727	-39.99	-1.47%	11	34,004	0.8%	245.1	3.8%	27.6x	2.4x	BEACONPHAR	68,284	1.5%	57.9	73.0x	11.7x
Textile	1,471	1,487	-15.39	-1.03%	58	158,983	3.6%	546.7	8.4%	22.5x	1.0x	BXPBARMA	67,006	1.5%	42.1	11.7x	1.7x
Paper & Printing	8,594	8,891	-297.35	-3.34%	6	30,749	0.7%	117.3	1.8%	NM	2.1x	BRACBANK	60,838	1.4%	36.8	11.5x	1.1x
Tannery	3,507	3,487	+19.88	+0.57%	6	37,428	0.8%	111.9	1.7%	52.9x	3.7x	ISLAMIBANK	55,062	1.2%	343.6	11.2x	0.8x
Jute	7,878	8,054	-176.67	-2.19%	3	1,813	0.0%	4.6	0.1%	NM	27.5x	DUTCHBANGL	40,607	0.9%	6.0	7.0x	1.1x
Ceramics	680	698	-18.29	-2.62%	5	30,633	0.7%	361.4	5.5%	28.7x	1.8x	POWERGRID	40,483	0.9%	23.9	11.0x	0.4x
Miscellaneous	4,396	4,447	-50.86	-1.14%	15	244,128	5.5%	1,014.0	15.6%	12.2x	2.1x	SUMITPOWER	39,298	0.9%	10.1	9.4x	1.1x
Bond**	87	87	+0.03	+0.04%	8	32,411	0.7%	2.9	0.0%	NM	NM	TITASGAS	36,700	0.8%	9.6	11.0x	0.5x

Top Ten Gainers	Close Price (BDT)	Δ%	Turnover (BDT Mn)	PE	PB	Top Twenty Free Float Mcap	Free Float Mcap (BDT Mn)	% of Total Free Float Mcap	PE	PB	Most Traded Share	Close Price (BDT)	Δ%	Turnover (BDT Mn)	PE	PB
SALAMCRST	33.0	+10.0%	40.6	82.5x	1.8x	SQRPHARMA	124,759	7.4%	10.3x	1.9x	BEXIMCO	132.1	-2.1%	531.9	8.0x	1.5x
BNICL	75.4	+9.9%	11.9	22.6x	3.3x	BEXIMCO	77,155	4.6%	8.0x	1.5x	ISLAMIBANK	34.2	-0.6%	343.6	11.2x	0.8x
FIRSTFIN	5.6	+9.8%	2.9	NM	NM	BATBC	77,057	4.6%	19.1x	8.9x	SPCERAMICS	40.5	-4.9%	256.4	90.9x	1.3x
EMERALDOIL	34.8	+8.7%	29.0	NM	2.2x	RENATA	69,854	4.2%	25.9x	5.0x	JHRML	80.3	-4.3%	236.3	38.6x	2.6x
CNATEX	9.0	+8.4%	21.7	NM	0.6x	BEACONPHAR	47,799	2.9%	73.0x	11.7x	BSC	116.7	+7.1%	204.0	10.3x	1.7x
BSC	116.7	+7.1%	204.0	10.3x	1.7x	BXPBARMA	46,784	2.8%	11.7x	1.7x	ORIONPHARM	90.1	-0.3%	145.2	22.0x	1.1x
IMAMBUTTON	65.2	+6.5%	11.8	NM	13.6x	GP	40,860	2.4%	12.3x	7.0x	NRBCBANK	22.4	-4.7%	138.3	6.3x	1.3x
SILVAPHL	22.6	+4.6%	41.9	25.8x	1.3x	BRACBANK	32,706	2.0%	11.5x	1.1x	ACIFORMULA	181.6	-5.0%	125.5	30.7x	2.8x
BEACONPHAR	295.6	+3.2%	57.9	73.0x	11.7x	LHBL	29,985	1.8%	22.4x	4.8x	RDFOOD	50.0	-4.9%	110.3	33.6x	3.3x
MEGHNAPE	24.5	+2.9%	0.8	NM	NM	ISLAMIBANK	26,804	1.6%	11.2x	0.8x	BATBC	539.5	-1.5%	97.0	19.1x	8.9x

Top Ten Losers	Close Price (BDT)	Δ%	Turnover (BDT Mn)	PE	PB	Block Trade	Maximum Price (BDT)	Minimum Price (BDT)	No. of Trade	Quantity ('000)	Turnover (BDT Mn)
PAPERPROC	185.4	-5.0%	32.7	60.8x	6.2x	BATBC	588.0	585.0	8.0	66	38.78
ACIFORMULA	181.6	-5.0%	125.5	30.7x	2.8x	FORTUNE	114.0	112.0	3.0	326	36.66
BANGAS	151.3	-5.0%	66.8	NM	7.1x	IBP	16.9	16.9	1.0	1,330	22.48
RDFOOD	50.0	-4.9%	110.3	33.6x	3.3x	SALVOCHEM	68.5	62.2	4.0	163	10.22
SPCERAMICS	40.5	-4.9%	256.4	90.9x	1.3x	REPUBLIC	49.5	49.5	2.0	202	10.00
TAKAFULINS	50.9	-4.9%	5.5	24.6x	2.6x	JAMUNABANK	19.7	19.7	1.0	370	7.29
ILFSL	5.9	-4.8%	0.4	NM	NM	SPCERAMICS	43.9	40.5	3.0	172	7.17
NTC	655.0	-4.8%	3.4	NM	12.6x	SQRPHARMA	214.8	214.8	1.0	30	6.44
NRBCBANK	22.4	-4.7%	138.3	6.3x	1.3x	ACIFORMULA	199.9	181.6	4.0	24	4.59
MERCINS	37.3	-4.6%	1.8	17.7x	1.8x	GSPFINANCE	28.0	28.0	1.0	161	4.50

\*NBFI Sector PE calculation methodology has been modified to reflect positive earnings only.

\*\* The base of the Bond index starts at 100, starting from Jan 13, 2022

Block Trade	Maximum Price (BDT)	Minimum Price (BDT)	Turnover (BDT Mn)	Quantity ('000)	No. of Trade
BATBC	588.0	585.0	38.8	66	8
FORTUNE	114.0	112.0	36.7	326	3
IBP	16.9	16.9	22.5	1,330	1
SALVOCHEM	68.5	62.2	10.2	163	4
REPUBLIC	49.5	49.5	10.0	202	2
JAMUNABANK	19.7	19.7	7.3	370	1
SPCERAMICS	43.9	40.5	7.2	172	3
SQURPHARMA	214.8	214.8	6.4	30	1
ACIFORMULA	199.9	181.6	4.6	24	4
GSPFINANCE	28.0	28.0	4.5	161	1
BRACBANK	44.0	43.7	3.3	76	4
PEOPLESINS	55.0	55.0	3.3	60	1
PADMALIFE	51.0	51.0	2.8	55	1
NRBCBANK	23.9	22.8	2.6	112	2
IPDC	51.1	48.0	2.5	51	2
SUNLIFEINS	43.7	43.7	2.2	50	2
ADVENT	28.0	28.0	1.5	54	1
DELTALIFE	124.0	124.0	1.4	11	1
PRAGATIINS	65.0	65.0	1.3	20	1
AL-HAJTEX	93.5	93.5	0.9	10	1
SILVAPHL	23.5	23.5	0.5	22	1
HRTEX	79.0	79.0	0.5	7	1
<b>Total</b>			<b>171.5</b>		<b>47</b>

**Upcoming Corporate Events**

DSE Ticker	Right Share	Dividend		Event	Date
		Stock	Cash		
Sena Kalyan Insurance Company Limited	-	0.0%	12.0%	Record Date	22-May-22
Dhaka Insurance Limited	-	0.0%	25.0%	Record Date	22-May-22
Mutual Trust Bank Ltd.	-	10.0%	0.0%	Record Date	23-May-22
Bata Shoe Company (Bangladesh) Limited	-	0.0%	25.0%	Record Date	23-May-22
Agrani Insurance Co. Ltd.	-	0.0%	15.0%	Record Date	23-May-22
Continental Insurance Ltd.	-	0.0%	12.0%	Record Date	24-May-22
Standard Insurance Limited	-	0.0%	13.0%	Record Date	24-May-22
Dhaka Bank Ltd.	-	0.0%	12.0%	Record Date	24-May-22
AB Bank Limited	-	3.0%	2.0%	Record Date	24-May-22
Crystal Insurance Company Limited	-	0.0%	10.0%	Record Date	24-May-22
Peoples Insurance Company Ltd.	-	0.0%	12.5%	Record Date	25-May-22
Bangladesh National Insurance Company Limited	-	0.0%	18.0%	Record Date	25-May-22
Phoenix Insurance Company Ltd.	-	0.0%	15.0%	Record Date	25-May-22
Pioneer Insurance Company Ltd.	-	10.0%	25.0%	Record Date	25-May-22
Asia Pacific General Insurance Co. Ltd.	-	0.0%	18.0%	Record Date	26-May-22
Central Insurance Company Ltd.	-	0.0%	18.0%	Record Date	26-May-22
Islami Bank Bangladesh Limited	-	0.0%	10.0%	Record Date	26-May-22

**Important DSE News**
**IBP**

Referring to the BSEC letter dated May 18, 2022, Mr. Md. Bellal Khan, one of the Sponsors of the Company, has expressed his intention to sell 34,48,306 shares (in the Block Market) whereas Mr. A.F.M Anowarul Huq (Managing Director), one of the Sponsor Directors of the company has expressed his intention to buy 34,48,306 shares (in the Block Market) through Dhaka Stock Exchange within May 25, 2022.

**SSSTEEL**

The Company will be placed in 'A' category from existing 'B' category with effect from May 22, 2022 as the Company has reported disbursement of 2% cash and 8% stock dividends for the year ended June 30, 2021.

**MIRAKHTER**

**(Q3 Un-audited):** Refer to their earlier news disseminated by DSE on 28.04.2022 regarding Q3 Financials, the Company has further informed that Consolidated EPS for the period from July 2021-March 2022 would be Tk. 1.80 instead of Tk. 1.83. Other information of the earlier disclosure will remain unchanged.

**Disclaimer:** This report has been prepared by BRAC EPL Stock Brokerage Ltd and is provided for information purposes. It is not, under any circumstances, to be used or considered as an offer to sell, or a solicitation of any offer to buy. Reasonable care has been taken to ensure that the information is not untrue and misleading. BRAC EPL Stock Brokerage Ltd makes no representation or warranty as to the accuracy or completeness of such information. All opinions and estimates included in this report constitute our judgment as of this date and are subject to change without notice.