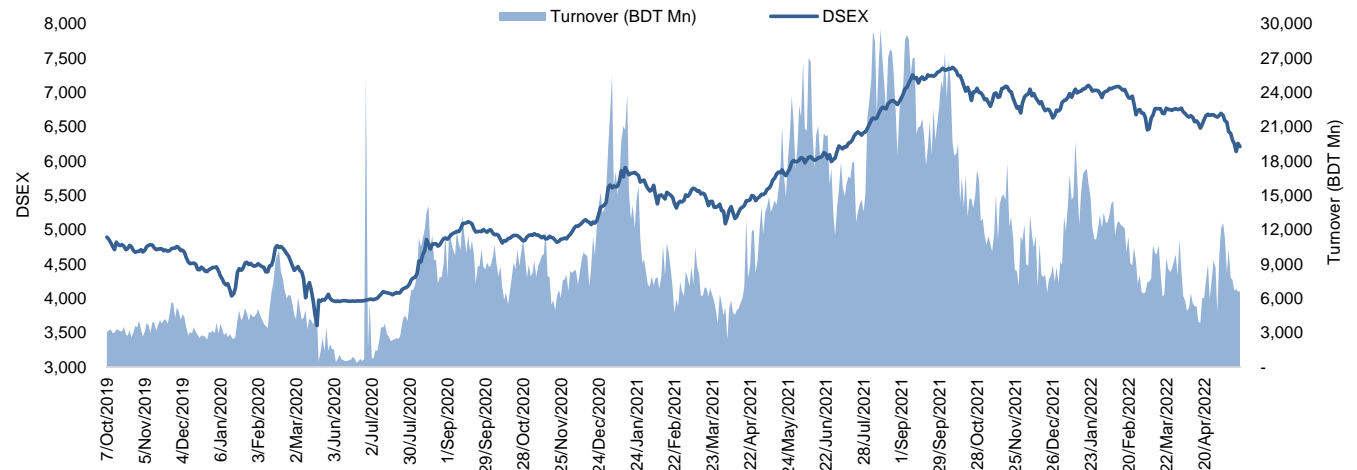


Daily Market Update

The market closed in red today. The benchmark index DSEX (-0.80%) lost 50.08 points and closed at 6,211.46. The blue-chip index DS30 (-0.64%), the Shariah-based index DSES (-0.71%), and the large-cap index CDSET (-0.60%) closed at 2,295.05, 1,367.28, and 1,255.25 points, respectively. All the large-cap sectors posted negative performance today. Engineering experienced the highest loss of 1.56% followed by NBFi (-1.33%), Telecommunication (-0.88%), Food & Allied (-0.72%), Pharmaceutical (-0.44%), Fuel & Power (-0.32%), and Bank (-0.31%), respectively. Block trades contributed 1.1% of the overall market turnover. Bangladesh Export Import Company Ltd. (-1.0%) was the most traded share with a turnover of BDT 388 million.



Index	Closing	Opening	Point Δ	%Δ	YTD %Δ
DSEX	6,211.46	6,261.55	-50.08	-0.80%	-8.1%
DS30	2,295.05	2,309.75	-14.70	-0.64%	-9.4%
DSES	1,367.28	1,376.99	-9.71	-0.71%	-4.5%
CDSET	1,255.25	1,262.79	-7.54	-0.60%	-7.6%

	Advanced	Declined	Unchanged	Total
All Category	57	276	43	376
A Category (Equity)	38	191	30	259
B Category (Equity)	13	64	11	88
N Category (Equity)	0	6	0	6
Z Category (Equity)	6	15	2	23
Mutual Funds	4	16	15	35
Corporate Bonds	3	0	0	3

		Today	Last Day	Daily %Δ
Mcap	Mn BDT	5,074,178	5,110,645	-0.7%
	Mn USD	59,002	59,426	
Turnover	Mn BDT	6,608	6,589	+0.3%
	Mn USD	77	77	
Volume	Mn Shares	193	177	+9.6%
No. of Trade		147,095	145,708	+1.0%

Figure: Sectorial Turnover (BDT)

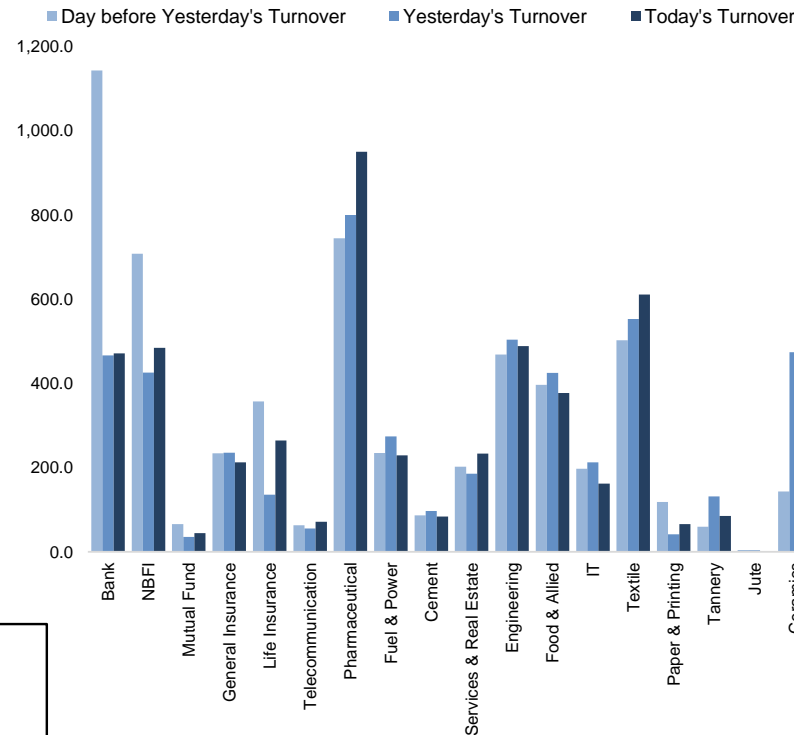
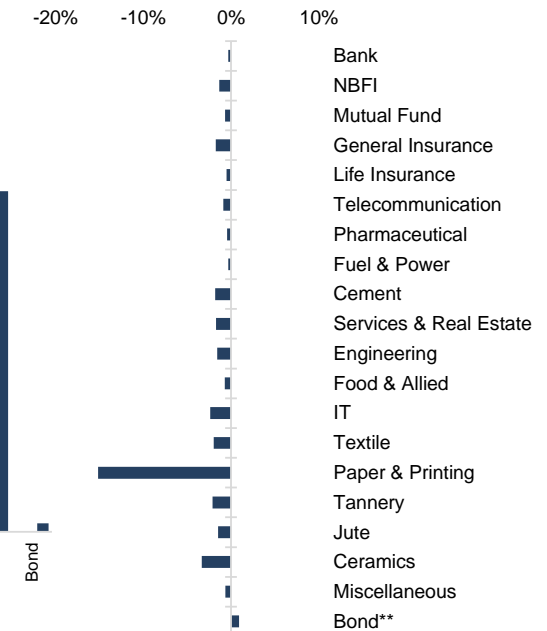


Figure: Sectorial Mcap Change



Market PE 15.5x
Market PB 1.7x

Fahim Hassan
Research Associate
(880) 1709636546
fahim.hassan@bracepl.com

Billal Hossain
Research Associate
(880) 1708805229
billal.hossain@bracepl.com

Sector Index	Closing	Opening	Points Δ	%Δ	No. of Companies	Mcap (BDT Mn)	% of Total Mcap	Turnover (BDT Mn)	% of Total Turnover	PE	PB	Top Twenty Market Cap	Mcap (BDT Mn)	% of Total Mcap	Turnover (BDT Mn)	PE	PB
Bank	1,404	1,409	-4.31	-0.31%	33	645,420	14.5%	471.4	8.0%	7.7x	0.7x	GP	409,546	9.2%	23.6	12.3x	7.1x
NBFI	1,915	1,941	-25.74	-1.33%	23	188,406	4.2%	484.7	8.2%	NM	3.4x	WALTONHIL	326,193	7.3%	7.5	22.8x	3.3x
Mutual Fund	843	848	-5.59	-0.66%	36	37,298	0.8%	44.1	0.7%	NM	0.8x	BATBC	293,274	6.6%	66.9	19.2x	8.9x
General Insurance	3,161	3,218	-56.29	-1.75%	40	92,892	2.1%	212.6	3.6%	14.8x	1.5x	SQURPHARMA	187,130	4.2%	117.2	10.1x	1.9x
Life Insurance	2,226	2,238	-11.38	-0.51%	13	62,530	1.4%	264.6	4.5%	NM	NM	ROBI	155,043	3.5%	14.7	84.6x	2.3x
Telecommunication	5,086	5,131	-45.07	-0.88%	3	599,648	13.5%	71.4	1.2%	16.0x	4.4x	UPGDCL	143,648	3.2%	3.9	11.6x	4.4x
Pharmaceutical	3,735	3,752	-16.55	-0.44%	32	701,205	15.8%	950.2	16.0%	17.3x	2.5x	RENATA	142,427	3.2%	19.1	25.7x	5.0x
Fuel & Power	1,756	1,762	-5.55	-0.32%	23	458,236	10.3%	229.1	3.9%	11.4x	1.2x	BEXIMCO	113,746	2.6%	388.4	7.9x	1.5x
Cement	2,444	2,490	-45.16	-1.81%	7	119,702	2.7%	84.1	1.4%	25.4x	2.6x	LHBL	82,690	1.9%	61.1	21.8x	4.7x
Services & Real Estate	1,375	1,399	-23.67	-1.69%	8	52,275	1.2%	233.6	3.9%	85.4x	1.0x	BERGERPBL	79,612	1.8%	0.8	26.3x	7.2x
Engineering	4,596	4,668	-72.76	-1.56%	42	537,346	12.1%	488.7	8.3%	18.6x	1.9x	ICB	78,648	1.8%	3.6	44.5x	1.7x
Food & Allied	21,784	21,942	-158.27	-0.72%	21	387,272	8.7%	377.5	6.4%	23.4x	9.1x	MARICO	73,779	1.7%	6.6	20.8x	27.4x
IT	2,636	2,700	-64.19	-2.38%	11	33,358	0.8%	161.8	2.7%	27.1x	2.3x	BEACONPHAR	67,175	1.5%	29.2	71.8x	11.5x
Textile	1,478	1,507	-29.62	-1.97%	58	159,685	3.6%	611.2	10.3%	22.6x	1.0x	BXPBARMA	66,381	1.5%	60.0	11.6x	1.7x
Paper & Printing	7,156	8,434	-1277.83	-15.15%	6	25,604	0.6%	65.9	1.1%	NM	1.8x	BRACBANK	58,054	1.3%	128.2	10.9x	1.1x
Tannery	3,338	3,409	-71.40	-2.09%	6	35,625	0.8%	85.5	1.4%	50.3x	3.5x	ISLAMIBANK	53,130	1.2%	25.0	10.8x	0.8x
Jute	7,885	8,002	-117.34	-1.47%	3	1,815	0.0%	1.8	0.0%	NM	27.5x	DUTCHBANGL	40,354	0.9%	14.6	7.0x	1.1x
Ceramics	690	690	-22.86	-3.31%	5	30,043	0.7%	252.8	4.3%	28.2x	1.8x	POWERGRID	39,984	0.9%	23.9	10.9x	0.4x
Miscellaneous	4,335	4,363	-28.04	-0.64%	15	240,748	5.4%	809.1	13.7%	12.0x	2.0x	SUMITPOWER	39,725	0.9%	7.2	9.5x	1.1x
Bond**	88	87	+0.81	+0.93%	8	32,985	0.7%	20.2	0.3%	NM	NM	TITASGAS	37,689	0.8%	17.1	11.3x	0.5x

Top Ten Gainers	Close Price (BDT)	Δ%	Turnover (BDT Mn)	PE	PB	Top Twenty Free Float Mcap	Free Float Mcap (BDT Mn)	% of Total Free Float Mcap	PE	PB	Most Traded Share	Close Price (BDT)	Δ%	Turnover (BDT Mn)	PE	PB
SILCOPHL	26.5	+6.9%	43.7	31.2x	1.2x	SQURPHARMA	122,439	7.4%	10.1x	1.9x	BEXIMCO	129.8	-1.0%	388.4	7.9x	1.5x
SILVAPHL	24.9	+5.5%	191.0	28.5x	1.5x	BATBC	77,571	4.7%	19.2x	8.9x	JHRML	78.3	-4.6%	259.7	37.6x	2.6x
DELTALIFE	122.6	+5.2%	189.6	NM	NM	BEXIMCO	75,812	4.6%	7.9x	1.5x	GSPFINANCE	30.8	+3.0%	228.5	18.9x	1.6x
CENTRALPHL	13.3	+4.7%	14.1	NM	2.1x	RENATA	69,405	4.2%	25.7x	5.0x	SILVAPHL	24.9	+5.5%	191.0	28.5x	1.5x
GHAIL	19.2	+4.3%	52.3	NM	1.3x	BEACONPHAR	47,022	2.8%	71.8x	11.5x	DELTALIFE	122.6	+5.2%	189.6	NM	NM
IBP	17.9	+4.1%	22.9	17.2x	1.2x	BXPBARMA	46,348	2.8%	11.6x	1.7x	SPCERAMICS	37.8	-4.5%	180.1	84.8x	1.2x
ARAMIT	279.1	+4.0%	9.6	24.1x	1.6x	GP	40,955	2.5%	12.3x	7.1x	BRACBANK	41.7	-0.7%	128.2	10.9x	1.1x
PREMIERLEA	6.6	+3.1%	1.0	NM	0.7x	BRACBANK	31,210	1.9%	10.9x	1.1x	SQURPHARMA	211.1	-0.6%	117.2	10.1x	1.9x
GSPFINANCE	30.8	+3.0%	228.5	18.9x	1.6x	LHBL	29,206	1.8%	21.8x	4.7x	IPDC	47.5	-1.7%	102.8	19.6x	2.7x
ICBPMF1S1	7.0	+2.9%	0.1	NM	1.3x	ISLAMIBANK	25,864	1.6%	10.8x	0.8x	ACIFORMULA	166.7	-4.7%	95.6	28.2x	2.5x

Top Ten Losers	Close Price (BDT)	Δ%	Turnover (BDT Mn)	PE	PB	Block Trade	Maximum Price (BDT)	Minimum Price (BDT)	No. of Trade	Quantity ('000)	Turnover (BDT Mn)
SONALIPAPR	531.5	-27.0%	32.6	37.6x	2.1x	FORTUNE	115.3	115.0	8.0	1,844	212.57
PAPERPROC	171.4	-5.0%	16.1	56.2x	5.8x	STANDBANKL	9.2	9.2	3.0	14,316	131.71
SONARGAON	28.6	-5.0%	20.4	NM	2.5x	MTB	18.0	18.0	3.0	5,838	105.08
AMANFEED	36.7	-4.9%	34.2	15.2x	1.1x	GENEXIL	94.0	90.0	3.0	398	35.86
NEWLINE	44.1	-4.8%	2.9	23.4x	1.8x	SQURPHARMA	211.5	211.5	5.0	120	25.38
ARAMITCEM	26.3	-4.7%	8.5	NM	1.2x	IPDC	53.1	53.1	1.0	421	22.36
ACIFORMULA	166.7	-4.7%	95.6	28.2x	2.5x	BATBC	586.0	585.0	4.0	34	19.91
SALAMCRST	32.9	-4.6%	31.7	82.3x	1.8x	APSCLBOND	5,500.0	5,500.0	1.0	4	19.31
YPL	20.6	-4.6%	43.4	41.2x	1.8x	RUPALILIFE	65.4	65.4	4.0	279	18.25
JHRML	78.3	-4.6%	259.7	37.6x	2.6x	PADMALIFE	53.0	52.0	2.0	278	14.63

*NBFI Sector PE calculation methodology has been modified to reflect positive earnings only.

** The base of the Bond index starts at 100, starting from Jan 13, 2022

Block Trade	Maximum Price (BDT)	Minimum Price (BDT)	Turnover (BDT Mn)	Quantity ('000)	No. of Trade
FORTUNE	115.3	115.0	212.6	1,844	8
STANDBANKL	9.2	9.2	131.7	14,316	3
MTB	18.0	18.0	105.1	5,838	3
GENEXIL	94.0	90.0	35.9	398	3
SQURPHARMA	211.5	211.5	25.4	120	5
IPDC	53.1	53.1	22.4	421	1
BATBC	586.0	585.0	19.9	34	4
APSCLBOND	5,500.0	5,500.0	19.3	4	1
RUPALILIFE	65.4	65.4	18.2	279	4
PADMALIFE	53.0	52.0	14.6	278	2
KTL	32.8	31.6	13.3	413	10
NRBCBANK	22.9	22.4	12.9	569	2
PIONEERINS	88.0	88.0	12.4	141	2
BRACBANK	42.0	42.0	8.4	200	1
GSPFINANCE	30.5	30.5	5.2	170	2
YPL	23.5	23.5	4.7	200	1
SANDHANINS	29.3	29.3	3.7	125	1
BEACONPHAR	293.9	293.9	2.9	10	1
LANKABAFIN	30.7	30.7	2.5	81	1
FUWANGFOOD	20.0	20.0	2.4	118	1
MARICO	2,335.0	2,335.0	2.3	1	1
ORIONPHARM	96.7	96.0	2.3	24	2
Total			688.4		71

Upcoming Corporate Events

DSE Ticker	Right Share	Dividend		Event	Date
		Stock	Cash		
Peoples Insurance Company Ltd.	-	0.0%	12.5%	Record Date	25-May-22
Bangladesh National Insurance Company Limited	-	0.0%	18.0%	Record Date	25-May-22
Phoenix Insurance Company Ltd.	-	0.0%	15.0%	Record Date	25-May-22
Pioneer Insurance Comapny Ltd.	-	10.0%	25.0%	Record Date	25-May-22
Asia Pacific General Insurance Co. Ltd.	-	0.0%	18.0%	Record Date	26-May-22
Central Insurance Company Ltd.	-	0.0%	18.0%	Record Date	26-May-22
Islami Bank Bangladesh Limited	-	0.0%	10.0%	Record Date	26-May-22
Export Import (Exim) Bank of Bangladesh Limited	-	0.0%	10.0%	Record Date	26-May-22
Northern General Insurance Company Ltd.	-	0.0%	10.0%	Record Date	26-May-22
Marico Bangladesh Limited	-	0.0%	200.0%	Record Date	26-May-22
Republic Insurance Company Limited	-	5.0%	10.0%	Record Date	26-May-22
Federal Insurance Company Ltd.	-	0.0%	10.0%	Record Date	29-May-22
Union Capital Limited	-	0.0%	0.0%	Record Date	29-May-22
South Bangla Agriculture & Commerce Bank Limited	-	1.0%	3.0%	Record Date	29-May-22
Provati Insurance Company Limited	-	16.0%	10.0%	Record Date	30-May-22
Global Insurance Company Ltd.	-	0.0%	12.0%	Record Date	30-May-22
Eastern Insurance Company Ltd.	-	0.0%	22.0%	Record Date	30-May-22

Important DSE News
ARAMIT

(Q3 Un-audited): EPS was Tk. 2.01 for January-March 2022 as against Tk. 1.03 for January-March 2021; EPS was Tk. 5.13 for July 2021-March 2022 as against Tk. 3.22 for July 2020-March 2021. NOCFPS was Tk. (1.85) for July 2021-March 2022 as against Tk. (1.49) for July 2020-March 2021. NAV per share was Tk. 173.18 as on March 31, 2022 and Tk. 181.42 as on June 30, 2021.

ARAMITCEM

(Q3 Un-audited): EPS was Tk. (3.50) for January-March 2022 as against Tk. 0.72 for January-March 2021; EPS was Tk. (7.62) for July 2021-March 2022 as against Tk. 0.48 for July 2020-March 2021. NOCFPS was Tk. 5.24 for July 2021-March 2022 as against Tk. 5.43 for July 2020-March 2021. NAV per share was Tk. 21.57 as on March 31, 2022 and Tk. 29.13 as on June 30, 2021.

NHFIL

Shaw Wallace Bangladesh Limited, one of the Corporate Sponsors of the Company, has further informed that it has completed its sale of 7,00,000 shares of the company at prevailing market price through Dhaka Stock Exchange as per declaration disseminated on 12.05.2022.

Disclaimer: This report has been prepared by BRAC EPL Stock Brokerage Ltd and is provided for information purposes. It is not, under any circumstances, to be used or considered as an offer to sell, or a solicitation of any offer to buy. Reasonable care has been taken to ensure that the information is not untrue and misleading. BRAC EPL Stock Brokerage Ltd makes no representation or warranty as to the accuracy or completeness of such information. All opinions and estimates included in this report constitute our judgment as of this date and are subject to change without notice.