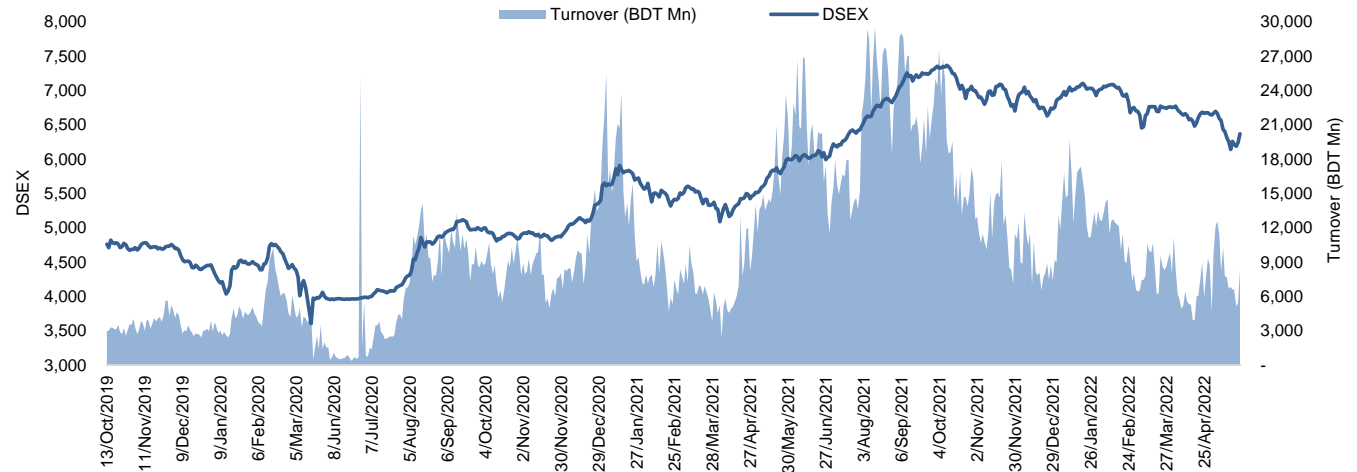


Daily Market Update

The market closed in green today. The benchmark index DSEX (+2.11%) gained 131.35 points and closed at 6,369.33. The blue-chip index DS30 (+1.71%), the Shariah-based index DSES (+1.90%), and the large-cap index CDSET (+1.36%) closed at 2,346.94, 1,399.74, and 1,278.76 points, respectively. All the large-cap sectors posted positive performance today. NBFi booked the highest gain of 4.48% followed by Food & Allied (+2.21%), Telecommunication (+1.79%), Engineering (+1.65%), Pharmaceutical (+1.31%), Fuel & Power (+1.27%), and Bank (+0.86%), respectively. Block trades contributed 0.8% of the overall market turnover. Bangladesh Export Import Company Ltd. (+1.4%) was the most traded share with a turnover of BDT 579 million.



Index	Closing	Opening	Point Δ	%Δ	YTD %Δ
DSEX	6,369.33	6,237.98	+131.35	+2.11%	-5.7%
DS30	2,346.94	2,307.39	+39.55	+1.71%	-7.3%
DSES	1,399.74	1,373.71	+26.03	+1.90%	-2.2%
CDSET	1,278.76	1,261.54	+17.22	+1.36%	-5.9%

	Advanced	Declined	Unchanged	Total
All Category	342	25	10	377
A Category (Equity)	234	20	8	262
B Category (Equity)	83	3	0	86
N Category (Equity)	6	0	0	6
Z Category (Equity)	19	2	2	23
Mutual Funds	28	1	6	35
Corporate Bonds	1	4	0	5

		Today	Last Day	Daily %Δ
Mcap	Mn BDT	5,164,254	5,080,025	
	Mn USD	60,049	59,070	+1.7%
Turnover	Mn BDT	8,336	5,391	+54.6%
	Mn USD	97	63	
Volume	Mn Shares	212	125	+70.1%
No. of Trade		159,771	105,416	+51.6%

Figure: Sectorial Turnover (BDT)

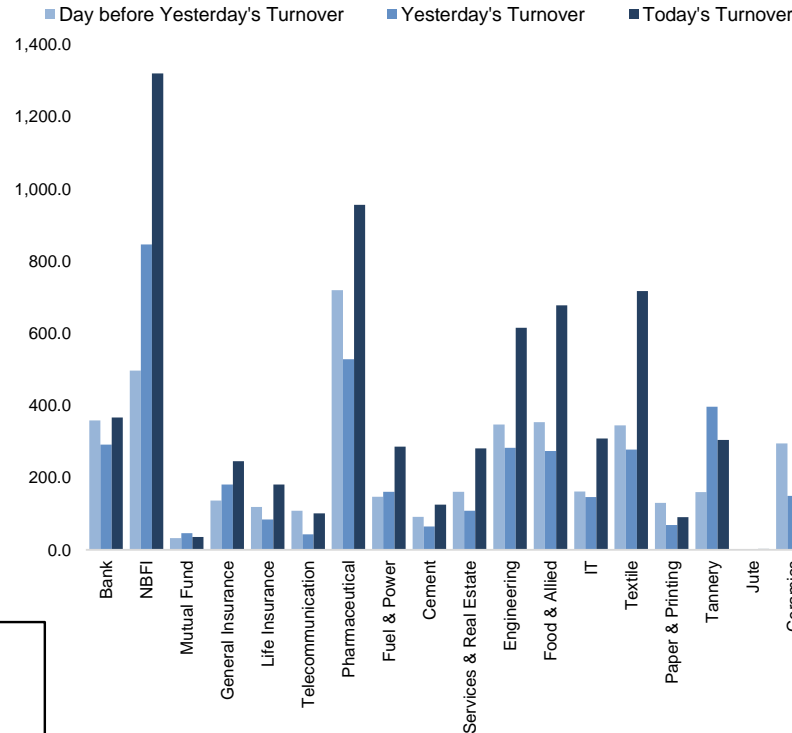
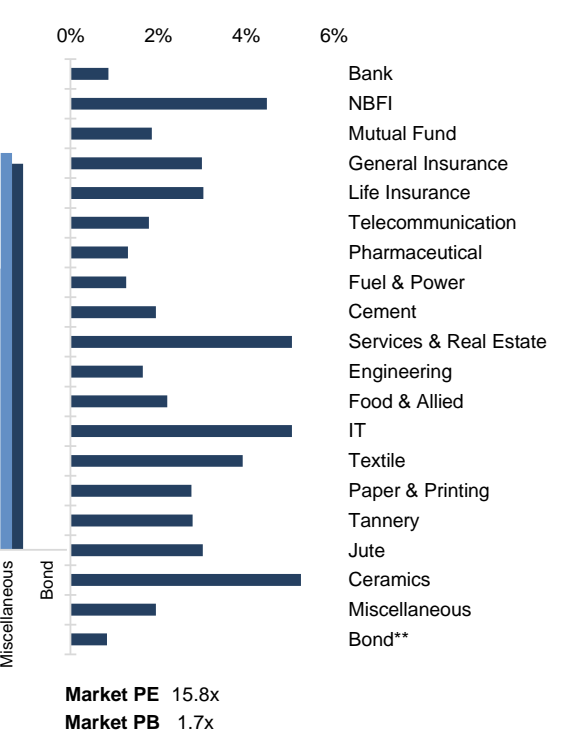


Figure: Sectorial Mcap Change



Market PE 15.8x
Market PB 1.7x

Fahim Hassan Research Associate (880) 1709636546 fahim.hassan@bracepl.com	Billal Hossain Research Associate (880) 1708805229 billal.hossain@bracepl.com
---	---

Sector Index	Closing	Opening	Points Δ	%Δ	No. of Companies	Mcap (BDT Mn)	% of Total Mcap	Turnover (BDT Mn)	% of Total Turnover	PE	PB	Top Twenty Market Cap	Mcap (BDT Mn)	% of Total Mcap	Turnover (BDT Mn)	PE	PB
Bank	1,410	1,398	+12.07	+0.86%	33	647,961	14.3%	366.4	4.6%	7.7x	0.7x	GP	417,648	9.2%	21.5	12.5x	7.2x
NBFI	2,030	1,943	+86.96	+4.48%	23	199,685	4.4%	1,320.3	16.6%	NM	3.6x	WALTONHIL	327,890	7.2%	4.0	22.9x	3.4x
Mutual Fund	862	846	+15.68	+1.85%	36	38,155	0.8%	35.6	0.4%	NM	0.8x	BATBC	297,648	6.6%	45.1	19.5x	9.1x
General Insurance	3,194	3,101	+92.88	+3.00%	40	93,836	2.1%	245.1	3.1%	14.9x	1.6x	SQURPHARMA	191,917	4.2%	81.0	10.4x	1.9x
Life Insurance	2,296	2,229	+67.54	+3.03%	13	64,499	1.4%	180.7	2.3%	NM	NM	ROBI	152,948	3.4%	44.5	83.4x	2.3x
Telecommunication	5,146	5,055	+90.43	+1.79%	3	606,627	13.4%	101.3	1.3%	16.2x	4.5x	RENATA	143,553	3.2%	16.9	25.9x	5.1x
Pharmaceutical	3,806	3,757	+49.20	+1.31%	32	714,454	15.8%	955.4	12.0%	17.6x	2.5x	UPGDCL	142,547	3.1%	12.9	11.5x	4.4x
Fuel & Power	1,781	1,759	+22.39	+1.27%	23	464,720	10.3%	285.8	3.6%	11.5x	1.2x	BEXIMCO	119,442	2.6%	578.8	8.3x	1.5x
Cement	2,524	2,476	+48.23	+1.95%	7	123,618	2.7%	125.4	1.6%	26.2x	2.7x	LHBL	85,942	1.9%	92.6	22.7x	4.9x
Services & Real Estate	1,448	1,379	+69.57	+5.05%	8	55,043	1.2%	281.3	3.5%	89.9x	1.1x	ICB	82,677	1.8%	7.7	46.8x	1.8x
Engineering	4,671	4,595	+75.61	+1.65%	42	546,098	12.1%	615.2	7.8%	19.0x	1.9x	BERGERPBL	80,415	1.8%	0.7	26.6x	7.3x
Food & Allied	22,199	21,719	+479.80	+2.21%	21	394,658	8.7%	677.0	8.5%	23.9x	9.3x	MARICO	73,697	1.6%	1.6	20.7x	27.4x
IT	2,748	2,616	+132.08	+5.05%	11	34,777	0.8%	308.4	3.9%	28.3x	2.4x	BXPBARMA	69,415	1.5%	51.1	12.1x	1.7x
Textile	1,550	1,491	+58.50	+3.92%	58	167,434	3.7%	717.1	9.0%	23.7x	1.0x	BEACONPHAR	66,898	1.5%	20.3	71.5x	11.5x
Paper & Printing	7,533	7,331	+201.87	+2.75%	6	26,953	0.6%	90.2	1.1%	NM	1.9x	BRACBANK	56,940	1.3%	18.3	10.7x	1.1x
Tannery	3,502	3,407	+94.74	+2.78%	6	37,382	0.8%	304.2	3.8%	52.8x	3.7x	ISLAMIBANK	51,359	1.1%	6.8	10.4x	0.8x
Jute	8,189	7,949	+239.70	+3.02%	3	1,885	0.0%	2.8	0.0%	NM	28.5x	POWERGRID	41,338	0.9%	26.1	11.3x	0.4x
Ceramics	702	667	+35.01	+5.25%	5	31,617	0.7%	250.6	3.2%	29.6x	1.9x	DUTCHBANGL	41,176	0.9%	8.1	7.1x	1.1x
Miscellaneous	4,478	4,392	+85.58	+1.95%	15	248,682	5.5%	1,069.4	13.5%	12.2x	2.1x	SUMITPOWER	40,045	0.9%	6.3	9.5x	1.1x
Bond**	87	86	+0.72	+0.83%	8	32,515	0.7%	1.0	0.0%	NM	NM	TITASGAS	38,283	0.8%	11.3	11.4x	0.5x

Top Ten Gainers	Close Price (BDT)	Δ%	Turnover (BDT Mn)	PE	PB	Top Twenty Free Float Mcap	Free Float Mcap (BDT Mn)	% of Total Free Float Mcap	PE	PB	Most Traded Share	Close Price (BDT)	Δ%	Turnover (BDT Mn)	PE	PB
IPDC	52.9	+10.0%	430.3	21.9x	3.0x	SQURPHARMA	125,571	7.4%	10.4x	1.9x	BEXIMCO	136.3	+1.4%	578.8	8.3x	1.5x
PAPERPROC	183.2	+10.0%	25.1	60.0x	6.2x	BEXIMCO	79,608	4.7%	8.3x	1.5x	IPDC	52.9	+10.0%	430.3	21.9x	3.0x
TAMIJTEX	197.7	+10.0%	7.2	33.0x	2.3x	BATBC	78,728	4.6%	19.5x	9.1x	BDFINANCE	47.2	+0.2%	328.9	34.0x	2.6x
ALLTEX	23.3	+9.9%	22.0	NM	3.9x	RENATA	69,953	4.1%	25.9x	5.1x	GSPFINANCE	33.4	+3.4%	308.3	20.5x	1.7x
MONOSPOOL	190.4	+9.8%	19.5	62.6x	4.5x	BXPBARMA	48,466	2.8%	12.1x	1.7x	RDFOOD	46.6	+9.6%	300.4	31.3x	3.0x
FAMILYTEX	4.5	+9.8%	8.4	NM	0.4x	BEACONPHAR	46,828	2.8%	71.5x	11.5x	FORTUNE	109.8	+4.2%	282.0	35.4x	7.3x
RDFOOD	46.6	+9.6%	300.4	31.3x	3.0x	GP	41,765	2.5%	12.5x	7.2x	BSC	120.4	+1.4%	233.7	8.9x	1.7x
WMSHIPYARD	11.5	+9.5%	4.5	NM	0.5x	BRACBANK	30,611	1.8%	10.7x	1.1x	ACIFORMULA	173.2	+4.3%	228.8	29.3x	2.6x
IMAMBUTTON	73.9	+9.5%	7.3	NM	15.4x	LHBL	30,355	1.8%	22.7x	4.9x	JHRML	80.4	+2.0%	195.2	38.7x	2.6x
ENVOYTEX	45.0	+9.2%	8.6	21.3x	1.1x	ISLAMIBANK	25,001	1.5%	10.4x	0.8x	SPCERAMICS	39.1	+7.4%	179.6	87.8x	1.2x

Top Ten Losers	Close Price (BDT)	Δ%	Turnover (BDT Mn)	PE	PB	PUBALIBANK	Free Float Mcap (BDT Mn)	% of Total Free Float Mcap	PE	PB	Block Trade	Maximum Price (BDT)	Minimum Price (BDT)	No. of Trade	Quantity ('000)	Turnover (BDT Mn)
PRIMEINSUR	75.2	-2.0%	9.4	22.5x	4.0x	CITYBANK	16,735	1.0%	4.7x	0.8x	IPDC	52.9	48.2	11.0	3,431	179.90
ISLAMIBANK	31.9	-1.8%	6.8	10.4x	0.8x	NBL	16,580	1.0%	NM	0.4x	DELTALIFE	121.6	120.0	4.0	667	80.74
FIRSTFIN	5.7	-1.7%	0.4	NM	NM	ALARABANK	16,033	0.9%	11.8x	1.2x	GSPFINANCE	32.3	32.0	9.0	1,316	42.41
BEACONPHAR	289.6	-1.7%	20.3	71.5x	11.5x	BSRMLTD	16,019	0.9%	5.5x	0.7x	SEAPEARL	47.0	47.0	1.0	750	35.25
EXIMBANK	11.9	-1.7%	1.0	7.0x	0.5x	OLYMPIC	15,522	0.9%	14.7x	2.8x	VFSTDL	26.2	24.0	8.0	653	15.92
EBL1STMF	7.1	-1.4%	0.9	NM	0.8x	ROBI	15,295	0.9%	83.4x	2.3x	REPUBLIC	48.4	48.4	2.0	140	6.77
NBL	7.2	-1.4%	15.5	NM	0.4x	SUMITPOWER	14,733	0.9%	9.5x	1.1x	APSCLBOND	5,400.0	5,400.0	1.0	1	5.40
JUTESPINN	126.0	-1.1%	0.4	NM	NM	ORIONPHARM	14,627	0.9%	22.4x	1.1x	RUNNERAUTO	50.0	50.0	2.0	100	5.00
DHAKABANK	13.1	-0.8%	8.9	5.7x	0.6x						AL-HAJTEX	93.0	93.0	3.0	48	4.46
CROWNCMNT	67.3	-0.7%	0.3	34.2x	1.3x						GENEXIL	83.5	83.0	2.0	39	3.25

*NBFI Sector PE calculation methodology has been modified to reflect positive earnings only.

** The base of the Bond index starts at 100, starting from Jan 13, 2022

Block Trade	Maximum Price (BDT)	Minimum Price (BDT)	Turnover (BDT Mn)	Quantity ('000)	No. of Trade
IPDC	52.9	48.2	179.9	3,431	11
DELTALIFE	121.6	120.0	80.7	667	4
GSPFINANCE	32.3	32.0	42.4	1,316	9
SEAPEARL	47.0	47.0	35.3	750	1
VFSTDL	26.2	24.0	15.9	653	8
REPUBLIC	48.4	48.4	6.8	140	2
APSCLBOND	5,400.0	5,400.0	5.4	1	1
RUNNERAUTO	50.0	50.0	5.0	100	2
AL-HAJTEX	93.0	93.0	4.5	48	3
GENEXIL	83.5	83.0	3.3	39	2
KTL	33.0	33.0	2.7	82	3
MPETROLEUM	198.0	198.0	2.6	13	1
HRTEX	71.1	71.1	2.5	35	1
ISLAMICFIN	22.3	22.3	2.0	90	1
SKICL	48.9	48.9	1.8	36	1
ACIFORMULA	168.0	168.0	1.7	10	1
BERGERPBL	1,710.0	1,710.0	1.6	1	1
BEXIMCO	138.9	138.9	1.5	11	2
PTL	78.4	78.4	1.2	15	1
SONALIPAPR	576.0	576.0	1.2	2	1
SALVOCHEM	60.6	60.6	1.1	18	2
FORTUNE	103.5	103.5	1.1	10	1
Total			402.8		63

Upcoming Corporate Events

DSE Ticker	Right Share	Dividend		Event	Date
		Stock	Cash		
Provati Insurance Company Limited	-	16.0%	10.0%	Record Date	30-May-22
Global Insurance Company Ltd.	-	0.0%	12.0%	Record Date	30-May-22
Eastern Insurance Company Ltd.	-	0.0%	22.0%	Record Date	30-May-22
Union Bank Limited	-	5.0%	5.0%	Record Date	30-May-22
Takaful Islami Insurance Limited	-	0.0%	11.0%	Record Date	31-May-22
Heidelberg Cement Bangladesh Ltd.	-	0.0%	26.0%	Record Date	31-May-22
Social Islami Bank Limited	-	5.0%	5.0%	Record Date	31-May-22
Islamic Finance & Investment Ltd.	-	0.0%	10.5%	Record Date	31-May-22
Desh General Insurance Company Limited	-	0.0%	10.0%	Record Date	1-Jun-22
Standard Bank Limited	-	3.0%	3.0%	Record Date	2-Jun-22
Trust Bank Limited	-	10.0%	12.5%	Record Date	5-Jun-22
Karnaphuli Insurance Company Ltd.	-	0.0%	12.0%	Record Date	6-Jun-22
National Credit and Commerce Bank Ltd.	-	4.0%	12.0%	Record Date	8-Jun-22
Al-Arafah Islami Bank Ltd	-	0.0%	15.0%	Record Date	8-Jun-22
Rupali Insurance Company Ltd.	-	0.0%	10.0%	Record Date	8-Jun-22
Eastland Insurance Company Ltd.	-	0.0%	10.0%	Record Date	9-Jun-22
Rupali Bank Ltd.	-	2.0%	0.0%	Record Date	12-Jun-22

Important DSE News
NBL

The Company has informed that Board of Directors of the Company has taken decision to issue Subordinated Bond amounting BDT 500.00 crore to strengthen regulatory capital of the Company to comply with capital requirement under BASEL-III subject to approval of the Regulatory Authorities.

IBNSINA

The Company has informed that the Board of Directors has decided to demerge the Natural Medicine Division (Unit) of the Company by transferring its "Assets and Liabilities to be audited " as at year ended June 30, 2022 in the form of "Net Assets" to its 99.99% owned Subsidiary Company - The IBN SINA Natural Medicine Ltd.? - in exchange of consideration other than cash as against acquiring of the Shares held by the holding Company, The IBN SINA Pharmaceutical Industry Ltd. for better management and ease of operation of its natural medicine production and businesses subject to approval by the Shareholders in the next Annual General Meeting of the Company compliance with the necessary regulatory requirements in this regard.

NRBCBANK

Mr. Nizam M Meah, one of the Sponsors of the company, has further informed that he has completed his buying of 13,00,000 shares of the company at prevailing market price through Dhaka Stock Exchange as per declaration disseminated on 19.05.2022.

Disclaimer: This report has been prepared by BRAC EPL Stock Brokerage Ltd and is provided for information purposes. It is not, under any circumstances, to be used or considered as an offer to sell, or a solicitation of any offer to buy. Reasonable care has been taken to ensure that the information is not untrue and misleading. BRAC EPL Stock Brokerage Ltd makes no representation or warranty as to the accuracy or completeness of such information. All opinions and estimates included in this report constitute our judgment as of this date and are subject to change without notice.