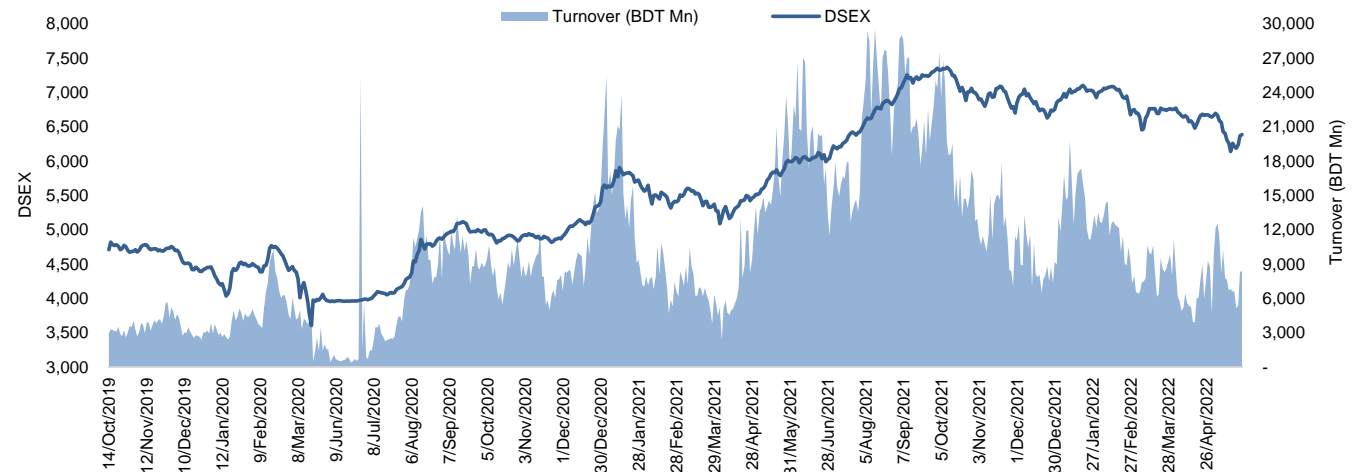


Daily Market Update

The market closed in green today. The benchmark index DSEX (+0.30%) gained 19.33 points and closed at 6,388.66. The blue-chip index DS30 (+0.16%), the Shariah-based index DSES (+0.12%), and the large-cap index CDSET (+0.32%) closed at 2,350.81, 1,401.49, and 1,282.83 points, respectively. Most of the large-cap sectors posted negative performance today. Engineering experienced the highest loss of 0.30% followed by Fuel & Power (-0.25%), NBFi (-0.11%), Food & Allied (-0.11%), Telecommunication (-0.07%), Pharmaceutical (+0.29%), and Bank (+1.74%), respectively. Block trades contributed 0.6% of the overall market turnover. Bangladesh Export Import Company Ltd. (-0.1%) was the most traded share with a turnover of BDT 650 million.



Index	Closing	Opening	Point Δ	%Δ	YTD %Δ
DSEX	6,388.66	6,369.33	+19.33	+0.30%	-5.4%
DS30	2,350.81	2,346.94	+3.87	+0.16%	-7.2%
DSES	1,401.49	1,399.74	+1.75	+0.12%	-2.1%
CDSET	1,282.83	1,278.76	+4.07	+0.32%	-5.6%

	Advanced	Declined	Unchanged	Total
All Category	163	179	35	377
A Category (Equity)	122	118	20	260
B Category (Equity)	31	48	10	89
N Category (Equity)	2	3	0	5
Z Category (Equity)	8	10	5	23
Mutual Funds	19	5	11	35
Corporate Bonds	0	2	0	2

		Today	Last Day	Daily %Δ
Mcap	Mn BDT	5,171,327	5,164,254	
	Mn USD	60,132	60,049	+0.1%
Turnover	Mn BDT	8,364	8,336	+0.3%
	Mn USD	97	97	
Volume	Mn Shares	237	212	+12.1%
No. of Trade		169,030	159,771	+5.8%

Figure: Sectorial Turnover (BDT)

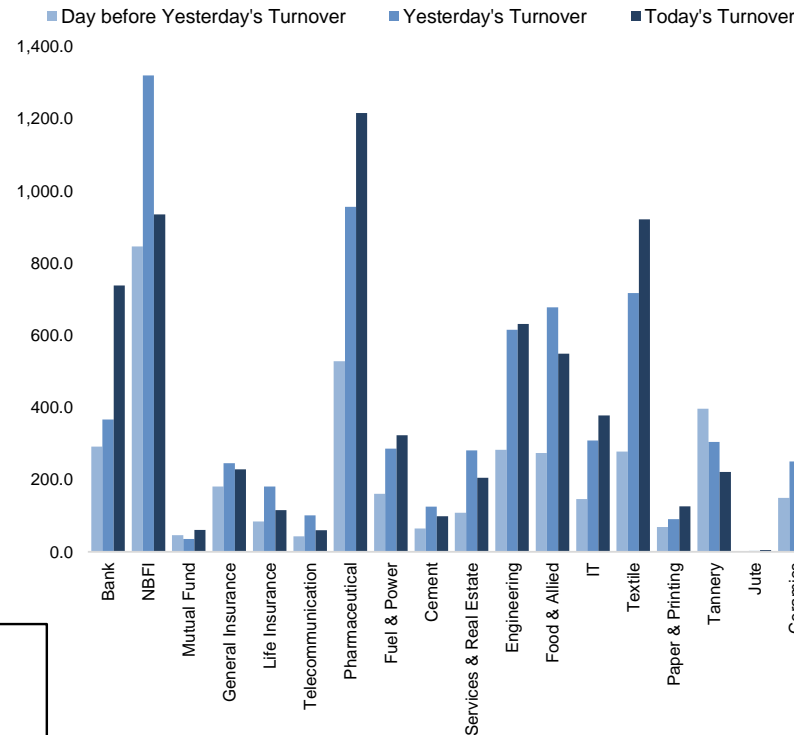
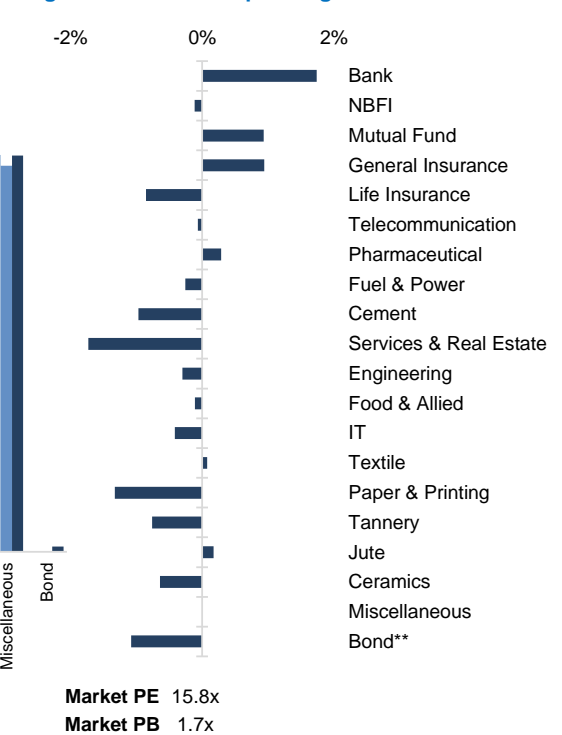


Figure: Sectorial Mcap Change



Market PE 15.8x
Market PB 1.7x

Fahim Hassan Research Associate (880) 1709636546 fahim.hassan@bracepl.com	Billal Hossain Research Associate (880) 1708805229 billal.hossain@bracepl.com
---	---

Sector Index	Closing	Opening	Points Δ	%Δ	No. of Companies	Mcap (BDT Mn)	% of Total Mcap	Turnover (BDT Mn)	% of Total Turnover	PE	PB	Top Twenty Market Cap	Mcap (BDT Mn)	% of Total Mcap	Turnover (BDT Mn)	PE	PB
Bank	1,435	1,410	+24.56	+1.74%	33	659,247	14.5%	737.7	9.0%	7.9x	0.8x	GP	415,217	9.2%	19.5	12.5x	7.2x
NBFI	2,027	2,030	-2.33	-0.11%	23	199,456	4.4%	934.8	11.5%	NM	3.6x	WALTONHIL	327,617	7.2%	2.9	22.9x	3.4x
Mutual Fund	870	862	+8.06	+0.93%	36	38,511	0.8%	60.9	0.7%	NM	0.8x	BATBC	296,838	6.5%	74.6	19.4x	9.0x
General Insurance	3,224	3,194	+30.22	+0.95%	40	94,724	2.1%	228.8	2.8%	15.0x	1.6x	SQURPHARMA	191,296	4.2%	77.5	10.3x	1.9x
Life Insurance	2,277	2,296	-19.54	-0.85%	13	63,950	1.4%	115.4	1.4%	NM	NM	ROBI	155,567	3.4%	19.0	84.9x	2.3x
Telecommunication	5,142	5,146	-3.44	-0.07%	3	606,222	13.4%	59.5	0.7%	16.2x	4.5x	RENATA	143,510	3.2%	8.3	25.9x	5.1x
Pharmaceutical	3,817	3,806	+10.99	+0.29%	32	716,518	15.8%	1,216.0	14.9%	17.7x	2.6x	UPGDCL	142,663	3.1%	9.1	11.5x	4.4x
Fuel & Power	1,777	1,781	-4.52	-0.25%	23	463,541	10.2%	322.7	4.0%	11.5x	1.2x	BEXIMCO	119,267	2.6%	650.4	8.3x	1.5x
Cement	2,500	2,524	-24.38	-0.97%	7	122,424	2.7%	98.9	1.2%	26.0x	2.7x	LHBL	84,780	1.9%	81.7	22.4x	4.8x
Services & Real Estate	1,423	1,448	-25.03	-1.73%	8	54,092	1.2%	205.0	2.5%	88.4x	1.0x	ICB	82,354	1.8%	4.1	46.6x	1.8x
Engineering	4,657	4,671	-13.97	-0.30%	42	544,465	12.0%	631.1	7.7%	18.9x	1.9x	BERGERPBL	81,008	1.8%	0.5	26.8x	7.3x
Food & Allied	22,175	22,199	-24.55	-0.11%	21	394,222	8.7%	548.9	6.7%	23.8x	9.3x	MARICO	74,022	1.6%	5.0	20.8x	27.5x
IT	2,737	2,748	-11.41	-0.42%	11	34,633	0.8%	378.2	4.6%	28.1x	2.4x	BXPBARMA	72,582	1.6%	249.1	12.7x	1.8x
Textile	1,551	1,550	+1.22	+0.08%	58	167,566	3.7%	921.1	11.3%	23.8x	1.0x	BEACONPHAR	66,297	1.5%	17.5	70.9x	11.4x
Paper & Printing	7,433	7,533	-99.82	-1.33%	6	26,596	0.6%	126.3	1.5%	NM	1.8x	BRACBANK	57,636	1.3%	103.4	10.9x	1.1x
Tannery	3,476	3,502	-26.64	-0.76%	6	37,097	0.8%	220.9	2.7%	52.4x	3.7x	ISLAMIBANK	51,359	1.1%	10.4	10.4x	0.8x
Jute	8,203	8,189	+14.43	+0.18%	3	1,888	0.0%	4.9	0.1%	NM	28.6x	DUTCHBANGL	41,808	0.9%	7.5	7.2x	1.1x
Ceramics	698	702	-4.49	-0.64%	5	31,414	0.7%	231.3	2.8%	29.5x	1.9x	POWERGRID	40,554	0.9%	40.1	11.1x	0.4x
Miscellaneous	4,478	4,478	+0.20	+0.00%	15	248,693	5.5%	1,097.7	13.5%	12.2x	2.1x	SUMITPOWER	40,259	0.9%	5.3	9.6x	1.1x
Bond**	86	87	-0.94	-1.08%	8	32,164	0.7%	14.2	0.2%	NM	NM	TITASGAS	37,986	0.8%	9.7	11.4x	0.5x

Top Ten Gainers	Close Price (BDT)	Δ%	Turnover (BDT Mn)	PE	PB	Top Twenty Free Float Mcap	Free Float Mcap (BDT Mn)	% of Total Free Float Mcap	PE	PB	Most Traded Share	Close Price (BDT)	Δ%	Turnover (BDT Mn)	PE	PB
WMSHIPYARD	12.6	+9.6%	35.9	NM	0.5x	SQURPHARMA	125,165	7.3%	10.3x	1.9x	BEXIMCO	136.1	-0.1%	650.4	8.3x	1.5x
SBACBANK	11.7	+9.3%	12.9	9.6x	0.9x	BEXIMCO	79,491	4.7%	8.3x	1.5x	BDFINANCE	48.0	+1.7%	271.8	34.6x	2.6x
TAMIJTEX	215.6	+9.1%	23.6	36.0x	2.6x	BATBC	78,514	4.6%	19.4x	9.0x	ORIONPHARM	93.1	+1.3%	265.3	22.7x	1.1x
KARNAPHULI	35.9	+8.1%	24.7	14.3x	1.7x	RENATA	69,932	4.1%	25.9x	5.1x	BXPBARMA	162.7	+4.6%	249.1	12.7x	1.8x
RSRMSTEEL	19.5	+7.1%	13.4	NM	0.4x	BXPBARMA	50,677	3.0%	12.7x	1.8x	IPDC	53.6	+1.3%	236.3	22.1x	3.0x
IFIC	12.8	+6.7%	167.9	10.5x	0.7x	BEACONPHAR	46,408	2.7%	70.9x	11.4x	BSC	118.0	-2.0%	221.0	8.8x	1.7x
FAMILYTEX	4.8	+6.7%	2.2	NM	0.4x	GP	41,522	2.4%	12.5x	7.2x	GSPFINANCE	33.0	-1.2%	220.3	20.3x	1.7x
JANATAINS	35.8	+6.5%	5.9	26.0x	2.3x	BRACBANK	30,985	1.8%	10.9x	1.1x	GENEXIL	87.5	+0.8%	218.4	25.7x	4.7x
USMANIAGL	63.5	+6.0%	3.9	59.3x	0.8x	LHBL	29,944	1.8%	22.4x	4.8x	FORTUNE	107.7	-1.9%	188.7	34.7x	7.1x
ONEBANKLTD	11.4	+5.6%	42.1	20.6x	0.6x	ISLAMIBANK	25,001	1.5%	10.4x	0.8x	IFIC	12.8	+6.7%	167.9	10.5x	0.7x

Top Ten Losers	Close Price (BDT)	Δ%	Turnover (BDT Mn)	PE	PB	Block Trade	Maximum Price (BDT)	Minimum Price (BDT)	No. of Trade	Quantity ('000)	Turnover (BDT Mn)
SONALIPAPR	554.0	-2.0%	29.5	39.1x	2.2x	RENATA	1,352.0	1,352.0	3.0	56	75.44
BDLAMPS	265.1	-2.0%	31.8	33.6x	2.9x	IPDC	58.1	57.0	5.0	1,192	68.05
PRIMEINSUR	73.7	-2.0%	0.3	22.1x	4.0x	KTL	33.0	32.4	8.0	580	18.91
BSC	118.0	-2.0%	221.0	8.8x	1.7x	BEXGSUKUK	87.5	86.0	4.0	55	4.75
JHRML	78.8	-2.0%	164.4	37.9x	2.6x	SHEPHERD	29.9	29.9	2.0	150	4.49
NHFIL	44.6	-2.0%	31.2	19.9x	2.3x	SPCERAMICS	40.2	40.2	1.0	108	4.34
ACIFORMULA	169.8	-2.0%	98.2	28.7x	2.6x	BRACBANK	41.9	41.1	4.0	95	3.93
DSHGARME	154.9	-2.0%	5.0	NM	7.6x	BDCOM	33.7	33.7	1.0	100	3.37
IFADAUTOS	50.2	-2.0%	22.4	33.8x	1.2x	DSSL	20.0	19.7	2.0	146	2.87
ZEALBANGLA	171.5	-1.9%	2.5	NM	NM	FUWANGCER	18.9	18.9	1.0	150	2.84

*NBFI Sector PE calculation methodology has been modified to reflect positive earnings only.

** The base of the Bond index starts at 100, starting from Jan 13, 2022

Block Trade	Maximum Price (BDT)	Minimum Price (BDT)	Turnover (BDT Mn)	Quantity ('000)	No. of Trade
RENATA	1,352.0	1,352.0	75.4	56	3
IPDC	58.1	57.0	68.1	1,192	5
KTL	33.0	32.4	18.9	580	8
BEXGSUKUK	87.5	86.0	4.7	55	4
SHEPHERD	29.9	29.9	4.5	150	2
SPCERAMICS	40.2	40.2	4.3	108	1
BRACBANK	41.9	41.1	3.9	95	4
BDCOM	33.7	33.7	3.4	100	1
DSSL	20.0	19.7	2.9	146	2
FUWANGCER	18.9	18.9	2.8	150	1
ACIFORMULA	172.0	172.0	2.5	15	2
BANKASIA	18.2	18.2	2.5	137	1
DELTALIFE	133.9	133.9	2.3	17	1
COPPERTECH	42.6	42.5	2.2	51	2
JHRML	80.0	80.0	1.6	20	1
BEXIMCO	138.0	138.0	1.4	10	2
VFSTDL	26.6	26.6	1.3	49	1
ISLAMICFIN	26.0	26.0	1.3	50	1
BDFINANCE	46.3	46.3	1.0	22	2
PADMALIFE	52.4	52.4	1.0	19	1
FORTUNE	120.4	120.4	0.8	7	1
GSPFINANCE	35.0	35.0	0.7	20	1
Total			209.8		51

Upcoming Corporate Events

DSE Ticker	Right Share	Dividend		Event	Date
		Stock	Cash		
Takaful Islami Insurance Limited	-	0.0%	11.0%	Record Date	31-May-22
Heidelberg Cement Bangladesh Ltd.	-	0.0%	26.0%	Record Date	31-May-22
Social Islami Bank Limited	-	5.0%	5.0%	Record Date	31-May-22
Islamic Finance & Investment Ltd.	-	0.0%	10.5%	Record Date	31-May-22
Desh General Insurance Company Limited	-	0.0%	10.0%	Record Date	1-Jun-22
Standard Bank Limited	-	3.0%	3.0%	Record Date	2-Jun-22
Trust Bank Limited	-	10.0%	12.5%	Record Date	5-Jun-22
Karnaphuli Insurance Company Ltd.	-	0.0%	12.0%	Record Date	6-Jun-22
National Credit and Commerce Bank Ltd.	-	4.0%	12.0%	Record Date	8-Jun-22
Al-Arafah Islami Bank Ltd	-	0.0%	15.0%	Record Date	8-Jun-22
Rupali Insurance Company Ltd.	-	0.0%	10.0%	Record Date	8-Jun-22
Eastland Insurance Company Ltd.	-	0.0%	10.0%	Record Date	9-Jun-22
Rupali Bank Ltd.	-	2.0%	0.0%	Record Date	12-Jun-22
Southeast Bank Ltd.	-	4.0%	8.0%	Record Date	12-Jun-22
One Bank Limited	-	5.0%	0.0%	Record Date	13-Jun-22
National Bank Ltd.	-	0.0%	0.0%	Record Date	16-Jun-22
Islami Insurance Bangladesh Limited	-	0.0%	12.5%	Record Date	20-Jun-22

Important DSE News
ISLAMIINS

The Board of Directors has recommended 12.50 % cash dividend for the year ended December 31, 2021. Date of AGM: 06.08.2022, Time: 11:00 AM, Venue: To be notified later on. Record Date: 20.06.2022. The Company has also reported EPS of Tk. 3.11, NAV per share of Tk. 17.51 and NOCFPS of Tk. 6.31 for the year ended December 31, 2021 as against Tk. 1.98, Tk. 14.45 and Tk. 5.01 respectively for the same period of the previous year.

(Q1 Un-audited): EPS was Tk. 0.71 for January-March 2022 as against Tk. 0.63 for January-March 2021. NOCFPS was Tk. 1.48 for January-March 2022 as against Tk. 1.64 for January-March 2021. NAV per share was Tk. 18.16 as on March 31, 2022 and Tk. 17.51 as on December 31, 2021.

PADMALIFE

(Q1 Un-audited): Increase in life revenue account for Jan-Mar, 2022 was Tk. 7.08 million with total life insurance fund of Tk. 131.71 million as against increase in life revenue account of Tk. 10.12 million and Tk. 141.52 million respectively for the same period of the previous year.

BDTHAIFOOD

(Q3 Un-audited): Refer to their earlier news disseminated by DSE on 05.05.2022 regarding Q3 Financials, the Company has further informed that EPS for the period from July 2021-March 2022 would be Tk. 0.59 instead of Tk. 0.51. Other information of the earlier disclosure will remain unchanged.

BEXGSUKUK

The Trustee of BEXIMCO Green Sukuk Al Istisna'a has informed that a meeting of the Trustee of the Sukuk will be held on June 02, 2022 at 03:30 PM to consider, among others, Half Yearly Periodic Payment and Record Date for the said Payment of the Sukuk period ending on June 22, 2022.

Disclaimer: This report has been prepared by BRAC EPL Stock Brokerage Ltd and is provided for information purposes. It is not, under any circumstances, to be used or considered as an offer to sell, or a solicitation of any offer to buy. Reasonable care has been taken to ensure that the information is not untrue and misleading. BRAC EPL Stock Brokerage Ltd makes no representation or warranty as to the accuracy or completeness of such information. All opinions and estimates included in this report constitute our judgment as of this date and are subject to change without notice.