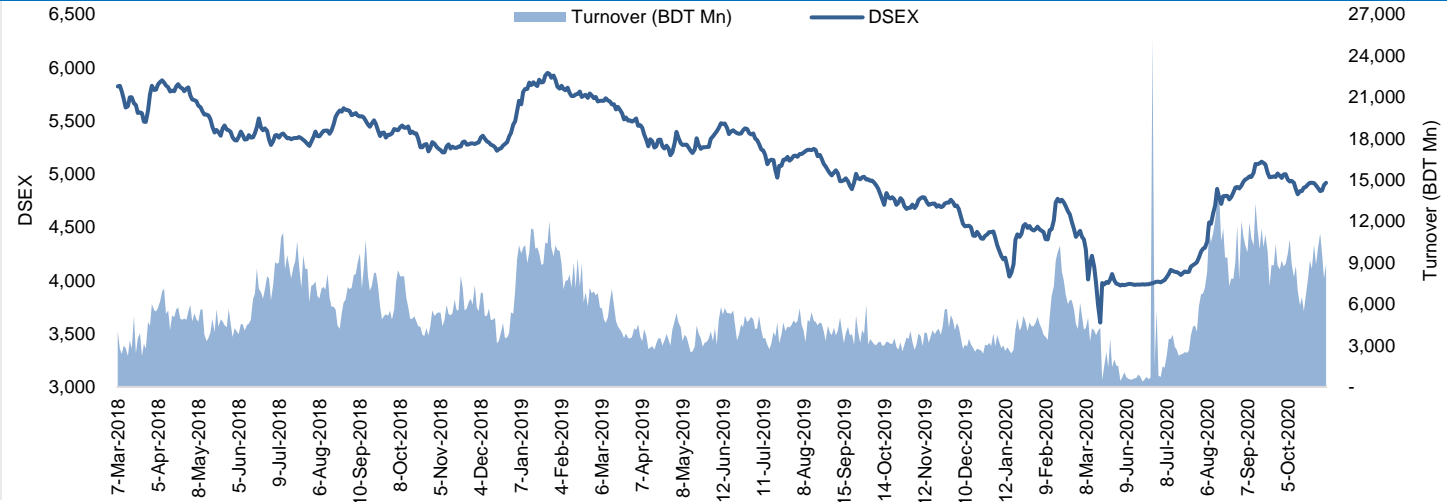


## Daily Market Update

The market closed in green today. The benchmark index DSEX (+0.44%) gained 21.7 points and closed at 4,918.38. The blue-chip index DS30 (-0.06%), the Shariah-based index DSES (+0.12%), and the large-cap index CDSET (+0.23%) closed at 1,698.98, 1,112.22, and 990.21 points, respectively. All the large-cap sectors posted negative performance today except Bank (+1.63%), and NBF1 (+2.45%). Fuel & Power experienced the highest loss of 0.46% followed by Engineering (-0.43%), Food & Allied (-0.24%), Telecommunication (-0.19%) and Pharmaceutical (-0.12%), respectively. Block trades contributed 1.8% of the overall market turnover. Beximco Pharmaceuticals Ltd. (-1.5%) was the most traded share with a turnover of BDT 577 million.

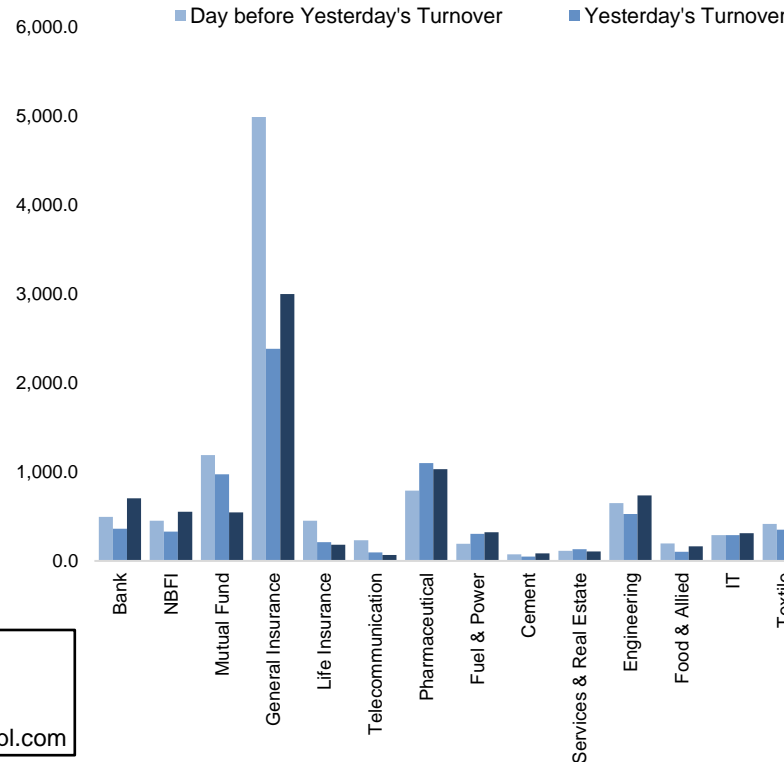
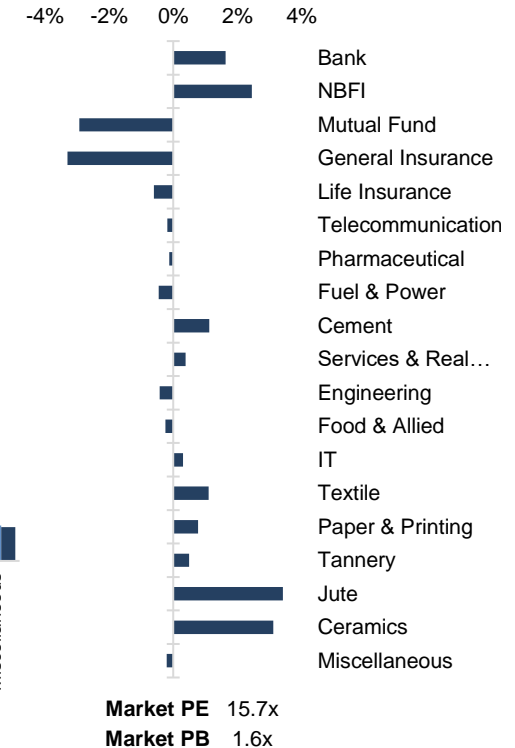


Index	Closing	Opening	Point Δ	%Δ	YTD %Δ
DSEX	4,918.38	4,896.69	+21.70	+0.44%	+10.5%
DS30	1,698.98	1,700.02	-1.03	-0.06%	+12.3%
DSES	1,112.22	1,110.91	+1.31	+0.12%	+11.2%
CDSET	990.21	987.98	+2.23	+0.23%	+10.1%

	Advanced	Declined	Unchanged	Total
All Category	159	145	54	358
A Category (Equity)	107	112	41	260
B Category (Equity)	25	22	10	57
N Category (Equity)	2	2	0	4
Z Category (Equity)	25	9	3	37
Mutual Funds	3	31	3	37
Corporate Bonds	2	0	0	2

	Today	Last Day	Daily %Δ	
Mcap	Mn BDT	3,956,403	3,950,997	
	Mn USD	46,568	46,504	+0.1%
Turnover	Mn BDT	8,923	7,854	+13.6%
	Mn USD	105	92	
Volume	Mn Shares	337	328	+2.9%
No. of Trade		180,146	159,102	+13.2%

<b>Md. Rafiqul Islam</b> Research Associate (880) 1708805229 mrafiqulislam@bracepl.com	<b>Md Mahirul Quddus</b> Research Associate (880) 1709636546 mmahirul.quddus@bracepl.com
---	---

**Figure: Sectorial Turnover (BDT Mn)**

**Figure: Sectorial Mcap Change**


Market PE 15.7x  
Market PB 1.6x

Sector Index	Closing	Opening	Points Δ	%Δ	No. of Companies	Mcap (BDT Mn)	% of Total Mcap	Turnover (BDT Mn)	% of Total Turnover	PE	PB	Top Twenty Market Cap	Mcap (BDT Mn)	% of Total Mcap	Turnover (BDT Mn)	PE	PB
Bank	1,337	1,316	+21.43	+1.63%	30	553,585	16.2%	704.2	8.0%	7.8x	0.7x	GP	444,114	13.0%	20.7	12.5x	10.5x
NBFI	1,968	1,921	+47.04	+2.45%	23	178,020	5.2%	552.5	6.3%	106.1x	2.0x	WALTONHIL	213,474	6.3%	78.8	29.1x	2.7x
Mutual Fund	817	841	-24.62	-2.93%	37	41,466	1.2%	545.0	6.2%	NM	0.8x	BATBC	195,390	5.7%	92.2	17.0x	5.2x
General Insurance	3,840	3,970	-130.92	-3.30%	36	91,525	2.7%	2,995.6	34.2%	21.7x	1.8x	SQURPHARMA	168,510	4.9%	79.3	12.6x	2.2x
Life Insurance	2,021	2,033	-12.26	-0.60%	12	53,493	1.6%	180.9	2.1%	NM	NM	UPGDCL	163,316	4.8%	89.9	22.8x	5.8x
Telecommunication	4,594	4,602	-8.54	-0.19%	2	466,491	13.7%	68.7	0.8%	12.7x	9.5x	RENATA	102,639	3.0%	25.9	25.6x	4.7x
Pharmaceutical	2,945	2,948	-3.59	-0.12%	32	556,720	16.3%	1,029.9	11.8%	18.7x	2.4x	ICB	75,133	2.2%	7.6	NM	4.0x
Fuel & Power	1,716	1,724	-7.89	-0.46%	20	437,542	12.8%	322.8	3.7%	12.3x	1.4x	MARICO	66,928	2.0%	3.1	23.0x	42.0x
Cement	1,261	1,247	+14.06	+1.13%	7	77,704	2.3%	84.4	1.0%	28.9x	1.9x	BERGERPBL	62,902	1.8%	0.8	31.2x	6.6x
Services & Real Estate	1,024	1,020	+3.95	+0.39%	9	41,357	1.2%	105.2	1.2%	26.2x	0.9x	BRACBANK	56,482	1.7%	189.9	15.7x	1.3x
Engineering	3,047	3,060	-13.05	-0.43%	40	363,065	10.6%	736.5	8.4%	26.8x	1.6x	BXPHARMA	50,654	1.5%	576.9	14.8x	1.7x
Food & Allied	13,202	13,234	-31.51	-0.24%	17	248,781	7.3%	162.2	1.9%	19.5x	5.5x	LHBL	46,223	1.4%	27.2	22.4x	2.8x
IT	2,173	2,167	+6.65	+0.31%	10	24,340	0.7%	311.2	3.6%	20.4x	2.1x	ISLAMIBANK	42,665	1.3%	8.0	8.1x	0.7x
Textile	1,082	1,070	+11.87	+1.11%	56	110,905	3.3%	401.1	4.6%	53.1x	0.8x	SUMITPOWER	42,502	1.2%	21.1	7.7x	1.3x
Paper & Printing	5,194	5,154	+39.97	+0.78%	4	14,649	0.4%	17.1	0.2%	93.7x	1.0x	OLYMPIC	36,349	1.1%	11.1	17.9x	4.4x
Tannery	1,673	1,665	+8.22	+0.49%	6	18,011	0.5%	61.3	0.7%	NM	1.7x	TITASGAS	35,117	1.0%	29.0	9.8x	0.5x
Jute	9,030	8,731	+298.56	+3.42%	3	2,030	0.1%	13.0	0.1%	NM	9.8x	DUTCHBANGL	35,035	1.0%	5.6	7.7x	1.2x
Ceramics	429	416	+12.96	+3.12%	5	22,504	0.7%	91.5	1.0%	78.3x	1.5x	EBL	28,819	0.8%	1.5	7.2x	1.0x
Miscellaneous	1,899	1,903	-3.87	-0.20%	13	106,976	3.1%	378.2	4.3%	24.9x	1.1x	GLAXOSMITH	25,631	0.8%	1.0	27.8x	18.2x
												CITYBANK	25,511	0.7%	85.7	8.2x	0.9x

Top Ten Gainers	Close Price (BDT)	Δ%	Turnover (BDT Mn)	PE	PB
FUWANGCER	12.1	+15.2%	40.1	24.9x	1.1x
BNICL	45.3	+10.0%	259.2	22.0x	2.3x
JUTESPINN	156.1	+9.9%	1.8	NM	NM
YPL	13.3	+9.9%	16.9	1330x	1.1x
SPCERAMICS	20.0	+9.9%	15.4	137.3x	0.7x
ZAHINTEX	5.6	+9.8%	1.0	NM	0.3x
AOL	32.7	+9.7%	4.0	23.6x	1.9x
FAREASTFIN	4.6	+9.5%	1.1	NM	4.0x
ALLTEX	8.1	+9.5%	0.4	NM	0.8x
BIFC	4.7	+9.3%	0.2	NM	NM

Top Twenty Free Float Mcap	Free Float Mcap (BDT Mn)	% of Total Free Float Mcap	PE	PB
SQURPHARMA	110,256	8.6%	12.6x	2.2x
BATBC	51,681	4.0%	17.0x	5.2x
RENATA	50,109	3.9%	25.6x	4.7x
GP	44,411	3.5%	12.5x	10.5x
BXPHARMA	43,973	3.4%	14.8x	1.7x
BRACBANK	31,466	2.4%	15.7x	1.3x
OLYMPIC	26,256	2.0%	17.9x	4.4x
ISLAMIBANK	20,785	1.6%	8.1x	0.7x
EBL	20,121	1.6%	7.2x	1.0x
CITYBANK	18,389	1.4%	8.2x	0.9x
PUBALIBANK	17,189	1.3%	17.7x	0.8x
UPGDCL	16,332	1.3%	22.8x	5.8x
LHBL	16,326	1.3%	22.4x	2.8x
SUMITPOWER	15,649	1.2%	7.7x	1.3x
BEXIMCO	15,534	1.2%	20.6x	0.3x
NBL	14,604	1.1%	5.2x	0.4x
BEACONPHAR	13,210	1.0%	49.5x	4.1x
PRIMEBANK	11,620	0.9%	16.6x	0.7x
SOUTHEASTB	11,179	0.9%	8.3x	0.5x
ALARABANK	11,142	0.9%	5.3x	0.8x

Most Traded Share	Close Price (BDT)	Δ%	Turnover (BDT Mn)	PE	PB
BXPHARMA	124.9	-1.5%	576.9	14.8x	1.7x
ASIAPACINS	78.1	+1.3%	369.2	39.7x	3.7x
GLOBALINS	46.3	-9.9%	269.3	40.2x	3.5x
BNICL	45.3	+10.0%	259.2	22.0x	2.3x
BEXIMCO	22.2	-3.1%	217.2	20.6x	0.3x
REPUBLIC	50.0	+3.5%	215.6	24.2x	3.0x
EIL	37.7	-12.7%	206.6	37.9x	3.4x
BRACBANK	42.6	+2.2%	189.9	15.7x	1.3x
PEOPLESINS	44.1	+3.0%	170.2	17.7x	1.5x
ADNTEL	43.7	+2.3%	144.1	15.3x	1.7x

Top Ten Losers	Close Price (BDT)	Δ%	Turnover (BDT Mn)	PE	PB
EIL	37.7	-12.7%	206.6	37.9x	3.4x
GLOBALINS	46.3	-9.9%	269.3	40.2x	3.5x
CONTININS	43.1	-7.3%	76.6	32.5x	2.2x
EBLNRBMF	6.5	-7.1%	13.2	NM	0.7x
TAKAFULINS	43.3	-6.9%	17.9	24.6x	2.4x
PURABIGEN	30.7	-6.4%	86.7	26.2x	2.3x
AIBL1STIMF	7.6	-6.2%	4.7	NM	0.8x
KARNAPHULI	31.3	-5.4%	36.9	26.9x	1.7x
FEDERALINS	26.1	-5.4%	73.1	36.8x	2.1x
PRIMEINSUR	43.0	-5.3%	28.3	NM	2.5x

Block Trade	Maximum Price (BDT)	Minimum Price (BDT)	Turnover (BDT Mn)	Quantity ('000)	No. of
ABB1STMF	6.4	6.4	0.5	79	1
APOLOISPAT	6.3	6.3	0.6	96	1
ASIAPACINS	73.5	73.5	0.7	10	1
BDTHAI	21.3	21.3	0.7	32	1
BERGERPBL	1360	1360	12.0	9	3
BRACBANK	41.7	41.5	14.0	337	9
DBH	88	88	0.9	10	1
EASTLAND	38.9	38.9	2.8	72	2
FBFIF	6.9	6.9	0.6	84	1
GENEXIL	63	60.5	2.8	46	2

Block Trade	Maximum Price (BDT)	Minimum Price (BDT)	Turnover (BDT Mn)	Quantity ('000)	No. of Trade
GSPFINANCE	18.4	18.4	1.5	83	3
KPCL	52	52	3.3	64	1
MERCINS	46.5	46.5	4.3	93	2
MLDYEING	48.4	48.4	0.5	10	1
NHFIL	35.5	35.5	0.7	20	1
PENINSULA	24	24	12.0	500	1
POPULARLIF	70	69.9	1.4	20	2
PRIMELIFE	56.8	56.8	1.1	20	1
PTL	64.5	64.5	12.5	194	1
RENATA	1175	1175	49.6	42	2
REPUBLIC	52.6	52.6	0.6	11	1
RUPALIINS	37.7	37.7	0.6	15	1
SAIHAMCOT	16.1	16.1	1.7	105	1
SAIHAMTEX	24.5	23	1.4	61	2
SEAPEARL	71.3	71.3	0.5	7	1
SHURWID	21.7	21.7	1.0	46	1
SKTRIMS	58.1	56	31.0	535	16
STANCERAM	316	297	1.2	4	2
<b>Total</b>			<b>160.7</b>		<b>62</b>

#### Upcoming Corporate Events

DSE Ticker	Right Share	Dividend		Event	Date
		Stock	Cash		
ACMELAB	-	0.0%	25.0%	Record Date	10-Nov-20
FEKDIL	-	2.0%	3.0%	Record Date	12-Nov-20
SUMITPOWER	-	0.0%	20.0%	Record Date	15-Nov-20
ENVOYTEX	-	0.0%	5.0%	Record Date	15-Nov-20
BSRMSTEEL	-	0.0%	15.0%	Record Date	15-Nov-20
BSRMLTD	-	0.0%	15.0%	Record Date	15-Nov-20

#### Upcoming IPOs

Company Name	Event	Opening Date	Closing Date
Index Agro Industries	Bidding	01-11-20	04-11-20
Crystal Insurance	Subscription	10-11-20	16-11-20

#### GBBPOWER

The Board of Directors has recommended 5% final cash dividend for the year ended on June 30, 2020 (Total 10% Cash Dividend of the Financial Year ended on June 30, 2020 inclusive of 5% Interim Cash Dividend, which has already been paid). Date of AGM: 23.12.2020, Time: 11:00 AM, Venue: Digital Platform. Record Date: 06.12.2020. The Company has also reported EPS of Tk. 1.14, NAV per share of Tk. 19.93 and NOCFPS of Tk. 1.41 for the year ended on June 30, 2020 as against Tk. 0.76, Tk. 20.30 and Tk. 1.04 respectively for the same period of the previous year.

#### FAREASTLIF

The Board of Directors has recommended 10% cash dividend for the year ended on December 31, 2019. Date of AGM: 15.12.2020, Time: 10:30 AM, Venue: Digital Platform. Record Date: 22.11.2020.

(Q2 Un-audited): Decrease in consolidated life revenue account for Apr-June, 2020 was Tk. 42.86 million with consolidated total life insurance fund of Tk. 32,768.66 million as against increase in Tk. 1,546.53 million and Tk. 33,986.28 million respectively for the same period of the previous year. Decrease in consolidated life revenue account for Jan-June, 2020 was Tk. 921.70 million with consolidated total life insurance fund of Tk. 32,768.65 million as against increase in Tk. 657.02 million and Tk. 33,986.28 million respectively for the same period of the previous year.

(Q3 Un-audited): Increase in consolidated life revenue account for July-September, 2020 was Tk. 316.00 million as against decrease in Tk. 1,289.09 million for July-September, 2019. Whereas decrease in consolidated life revenue account for Jan- September, 2020 was Tk. 605.70 million with consolidated total life insurance fund of Tk. 33,084.66 million as against decrease Tk. 632.07 million and Tk. 32,697.19 million respectively for the same period of the previous year.

(Q1 Un-audited): Decrease in consolidated life revenue account for Jan-Mar, 2020 was Tk. 878.84 million with consolidated total life insurance fund of Tk. 32,811.52 million as against decrease in consolidated life revenue account of Tk. 889.51 million and Tk. 32,439.75 million respectively for the same period of the previous year.

#### FUWANGCER

The Board of Directors has recommended 1.40% cash dividend for the year ended on June 30, 2020. Date of AGM: 31.12.2020, Time: 11:30 AM, Venue: Digital Platform. Record date: 24.11.2020. The Company has also reported EPS of Tk. 0.47, NAV per share of Tk. 11.60 and NOCFPS of Tk. 0.05 for the year ended on June 30, 2020 as against Tk. 0.59, Tk. 11.15 and Tk. 0.38 respectively for the same period of the previous year.

#### SILCOPHL

The Board of Directors has recommended 10% cash dividend (for all shareholders excluding Sponsors and Directors) for the year ended on June 30, 2020. Date of AGM: 24.12.2020, Time: 11:30 AM, Venue: Digital Platform. Record Date: 01.12.2020. The Company has reported EPS of Tk. 0.80, NAV per share of Tk. 21.64 and NOCFPS of Tk. 1.41 for the year ended on June 30, 2020 as against Tk. 2.02, Tk. 23.12 and Tk. 1.00 respectively for the same period of the previous year.

Dividend Declaration (Additional Information): The Company has further informed that the Sponsors and Directors hold 40,608,370 shares out of total 103,807,000 shares of the Company and the cash dividend to be payable to the General shareholders is BDT. 6,31,98,630.00.

#### EXCH

News for all Eligible Investors (EIs): All the respective Eligible Investors (EIs) are requested not to deposit Cheque or Pay Order of Mutual Trust Bank Limited for the purpose of Bidding of Index Agro Industries Limited because of suspension of transaction of MTBL from 29/10/2020 to 05/11/2020 as per Bangladesh Bank DOS circular letter No. 32.

Commencement of electronic subscription of Crystal Insurance Company Limited through electronic subscription system under fixed price method: The subscription for shares of Crystal Insurance Company Limited by the eligible investors through electronic subscription system under fixed price method of the stock exchanges will be started from 10:00 a.m. November 10, 2020 and continued till 5:30 p.m. of November 16, 2020. Each Eligible Investor (EI) who intends to submit application through the Electronic Subscription System (ESS) of the exchange(s) shall maintain a minimum investment of Tk. 1,00,00,000/- (one crore only) at market price in listed securities as on November 2, 2020 (day-end) as per Rule 2(1)(e) of the Bangladesh Securities and Exchange Commission (Public Issue) Rules, 2015; which is in accordance with the BSEC consent letter to

**Disclaimer:** This report has been prepared by BRAC EPL Stock Brokerage Ltd and is provided for information purposes. It is not, under any circumstances, to be used or considered as an offer to sell, or a solicitation of any offer to buy. Reasonable care has been taken to ensure that the information is not untrue and misleading. BRAC EPL Stock Brokerage Ltd makes no representation or warranty as to the accuracy or completeness of such information. All opinions and estimates included in this report constitute our judgment as of this date and are subject to change without notice.

Crystal Insurance Company Limited Ref: BSEC/CI/IPO-277/2018/221 dated October 08, 2020. The Central Depository Bangladesh Limited (CDBL) shall send a report to the exchange regarding the holding of EIs in the listed securities and the exchange shall ensure the compliance in this regard. Participating EIs will be required to pay full subscription amount (100%) and subscription fee Tk. 3,000.00 (three thousand only) through Social Islami Bank Limited (A/C Name: Dhaka Stock Exchange Limited, A/C No.: 0021360003343) in between 10:00 a.m. of November 10, 2020 to 2:00 p.m. of November 16, 2020 (during banking hour). Please visit the following website for subscription related updates: <https://www.essbangladesh.com>.

**BENGALWTL**

The Board of Directors has recommended No dividend for the year ended on June 30, 2020. Date of AGM: 24.12.2020, Time: 12:30 PM, Venue: Digital Platform. Record Date: 21.11.2020. The Company has also reported EPS of Tk. 0.12, NAV per share of Tk. 24.39 and NOCFPS of Tk. 2.32 for the year ended on June 30, 2020 as against Tk. 1.06, Tk. 24.63 and Tk. 2.86 respectively for the same period of the previous year.

**FUWANGCER**

The Company has informed that Mrs. Hasna Opgen Haffen has elected as Chairman and Mr. Javed Opgenhaffen appointed as Managing Director of the Company.

**EIL**

The Board of Directors of the Company has declared 5% interim cash dividend based on 9 months un-audited Financial Statements for the period ended on September 30, 2020. Record date for entitlement of interim cash dividend: 22.11.2020.

(Q3 Un-audited): EPS was Tk. 0.42 for July-September 2020 as against Tk. 0.33 for July-September 2019; EPS was Tk. 0.84 for January-September 2020 as against Tk. 0.71 for January-September 2019. NOCFPS was Tk. 2.37 for January-September 2020 as against Tk. 0.76 for January-September 2019. NAV per share was Tk. 15.53 as on September 30, 2020 and Tk. 18.04 as on December 31, 2019.

**ACMELAB**

Ms. Tasneem Sinha, one of the Directors of the Company, has expressed her intention to buy 1,33,300 shares of the Company at prevailing market price (in the Public Market) through Stock Exchanges (DSE) within next 30 working days.

**BRACBANK**

The Company has informed that they will organize a disclosure program on its un-audited Third Quarter (Q3) Financial Statements of 2020 on November 05, 2020 at 7:00 PM through Digital Platform. The concerned Shareholders, Research Analysts and Financial Reporters can participate and ask questions at this event via live webcast facility at the web link: <https://bitly.com/bracbank-q3-2020>. The Company has requested the concerned stakeholders to login using the case sensitive username; bracbank & password: bracbank to ask questions during the event. Questions may also be submitted via email to: [earningsdisclosure@bracbank.com](mailto:earningsdisclosure@bracbank.com) on or by 4:00 PM of the above mention date. Name, Designation, Organization Name and Contact Number have to be included when sending the questions via email.

**Disclaimer:** This report has been prepared by BRAC EPL Stock Brokerage Ltd and is provided for information purposes. It is not, under any circumstances, to be used or considered as an offer to sell, or a solicitation of any offer to buy. Reasonable care has been taken to ensure that the information is not untrue and misleading. BRAC EPL Stock Brokerage Ltd makes no representation or warranty as to the accuracy or completeness of such information. All opinions and estimates included in this report constitute our judgment as of this date and are subject to change without notice.