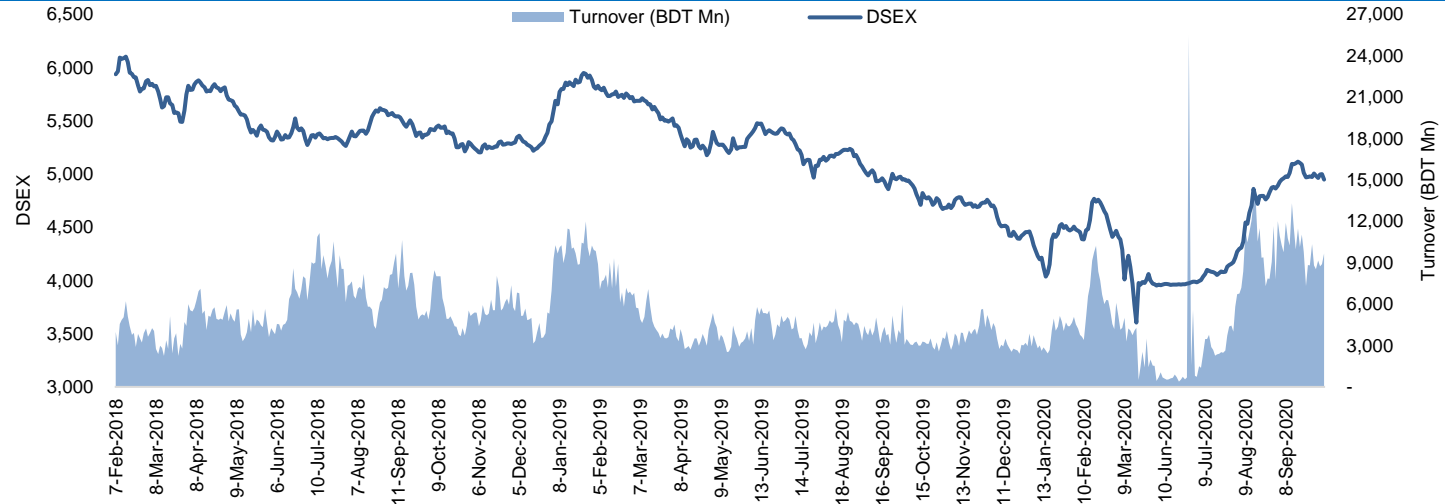


The market closed in red today. The benchmark index DSEX (-1.03%) lost 51.32 points and closed at 4,946.68. The blue-chip index DS30 (-1.30%), the Shariah-based index DSES (-0.91%), and the large-cap index CDSET (-1.10%) closed at 1,685.25, 1,112.77, and 992.27 points, respectively. All the large-cap sectors posted negative performance today except Engineering (+4.08%). Pharmaceutical experienced the highest loss of 1.05% followed by Food & Allied (-1.02%), Bank (-0.83%), NBF1 (-0.75%), Fuel & Power (-0.71%), and Telecommunication (-0.43%), respectively. Block trades contributed 2.0% of the overall market turnover. Walton Hi-Tech Industries Ltd. (+7.5%) was the most traded share with a turnover of BDT 503 million.



Index	Closing	Opening	Point Δ	%Δ	YTD %Δ
DSEX	4,946.68	4,998.00	-51.32	-1.03%	+11.1%
DS30	1,685.25	1,707.50	-22.25	-1.30%	+11.4%
DSES	1,112.77	1,123.05	-10.27	-0.91%	+11.3%
CDSET	992.27	1,003.31	-11.04	-1.10%	+10.3%

	Advanced	Declined	Unchanged	Total
All Category	65	263	29	357
A Category (Equity)	49	190	22	261
B Category (Equity)	9	42	5	56
N Category (Equity)	2	1	0	3
Z Category (Equity)	5	30	2	37
Mutual Funds	3	31	3	37
Corporate Bonds	0	2	0	2

	Today	Last Day	Daily %Δ	
Mcap	Mn BDT	4,036,751	4,045,765	-0.2%
	Mn USD	47,514	47,620	
Turnover	Mn BDT	9,654	8,894	+8.5%
	Mn USD	114	105	
Volume	Mn Shares	367	359	+2.1%
No. of Trade		196,991	169,964	+15.9%

Figure: Sectorial Turnover (BDT Mn)

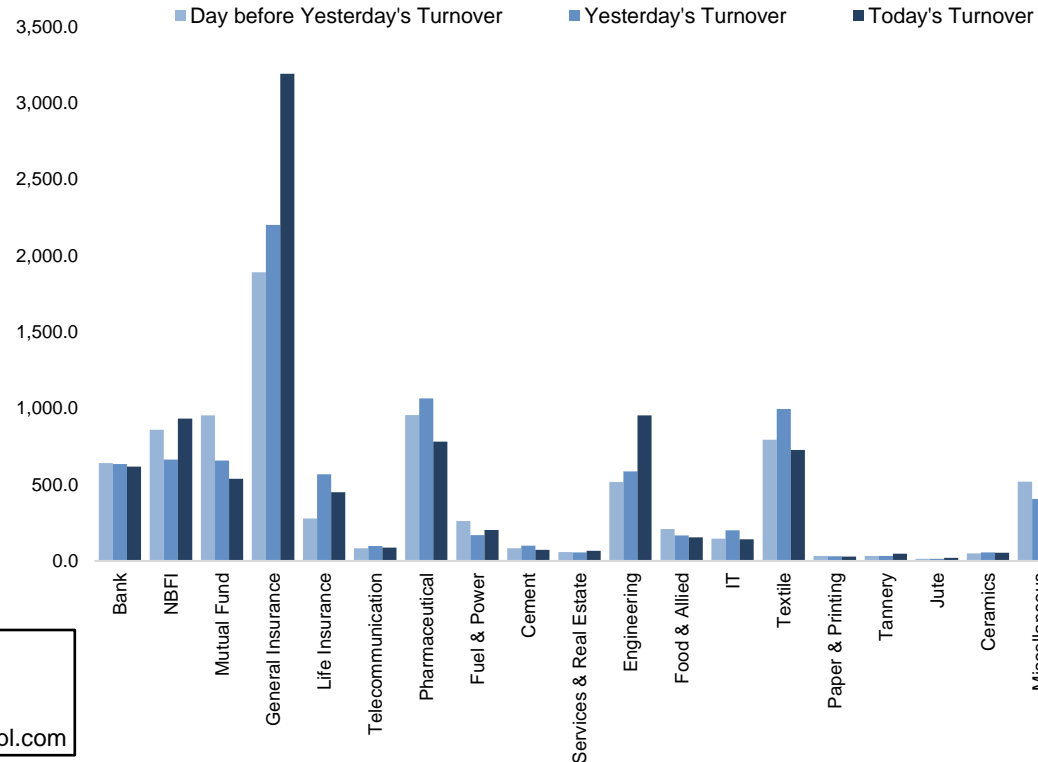
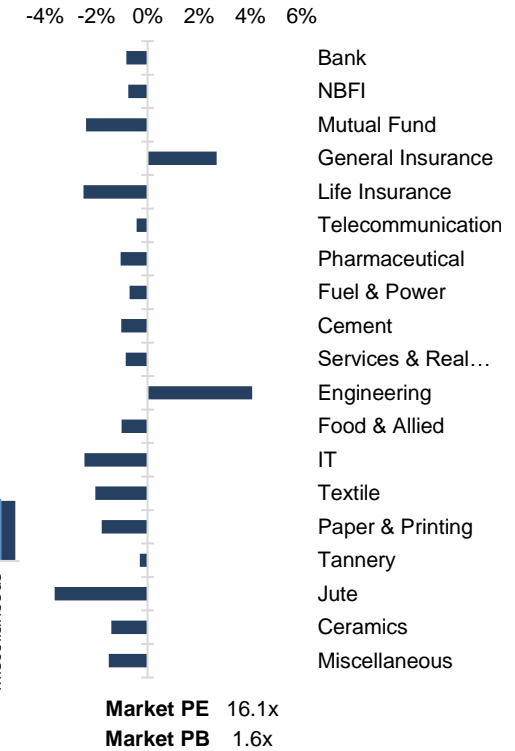


Figure: Sectorial Mcap Change



Market PE 16.1x
Market PB 1.6x

Md. Rafiqul Islam Research Associate (880) 1708805229 mrafiqulislam@bracepl.com	Md Mahirul Quddus Research Associate (880) 1709636546 mmahirul.quddus@bracepl.com
---	---

Sector Index	Closing	Opening	Points Δ	%Δ	No. of Companies	Mcap (BDT Mn)	% of Total Mcap	Turnover (BDT Mn)	% of Total Turnover	PE	PB	Top Twenty Market Cap	Mcap (BDT Mn)	% of Total Mcap	Turnover (BDT Mn)	PE	PB
Bank	1,344	1,355	-11.23	-0.83%	30	556,160	15.9%	616.9	6.5%	8.2x	0.7x	GP	443,979	+12.7%	58.6	13.1x	8.7x
NBFI	1,992	2,007	-15.10	-0.75%	23	180,240	5.2%	931.9	9.9%	NM	2.7x	WALTONHIL	284,874	+8.2%	503.2	20.1x	3.6x
Mutual Fund	769	788	-18.89	-2.40%	37	39,448	1.1%	538.1	5.7%	NM	0.8x	BATBC	196,254	+5.6%	39.8	17.2x	5.7x
General Insurance	3,303	3,217	+86.59	+2.69%	36	84,767	2.4%	3,190.8	33.7%	21.4x	1.7x	SQRPHARM	169,945	+4.9%	121.5	12.4x	2.4x
Life Insurance	2,097	2,150	-53.73	-2.50%	12	56,993	1.6%	450.3	4.8%	NM	NM	UPGDCL	160,417	+4.6%	45.9	22.4x	5.7x
Telecommunication	4,585	4,604	-19.75	-0.43%	2	464,988	13.3%	87.5	0.9%	13.3x	8.1x	RENATA	101,913	+2.9%	7.6	23.8x	5.2x
Pharmaceutical	2,940	2,971	-31.19	-1.05%	32	556,524	15.9%	782.1	8.3%	18.5x	2.5x	ICB	74,135	+2.1%	4.6	NM	3.9x
Fuel & Power	1,760	1,772	-12.52	-0.71%	19	434,667	12.5%	201.7	2.1%	11.9x	1.4x	MARICO	67,479	+1.9%	5.9	25.5x	48.6x
Cement	1,284	1,297	-13.28	-1.02%	7	79,250	2.3%	73.5	0.8%	32.7x	2.0x	BERGERPBL	63,519	+1.8%	3.8	31.5x	6.6x
Services & Real Estate	1,042	1,051	-8.91	-0.85%	9	41,465	1.2%	67.0	0.7%	23.0x	0.8x	BRACBANK	54,361	+1.6%	185.4	15.1x	1.2x
Engineering	3,858	3,707	+151.18	+4.08%	40	438,225	12.6%	953.5	10.1%	18.6x	1.9x	BXPHERMA	46,801	+1.3%	299.0	13.7x	1.5x
Food & Allied	13,217	13,353	-135.72	-1.02%	17	249,052	7.1%	153.7	1.6%	19.2x	5.8x	LHBL	46,687	+1.3%	36.4	25.9x	2.9x
IT	2,147	2,201	-54.26	-2.47%	10	24,166	0.7%	141.8	1.5%	21.0x	2.3x	SUMITPOWER	43,890	+1.3%	31.6	7.7x	1.3x
Textile	1,153	1,177	-23.93	-2.03%	56	116,419	3.3%	727.6	7.7%	NM	0.8x	ISLAMIBANK	43,631	+1.3%	48.9	8.3x	0.7x
Paper & Printing	5,332	5,430	-97.22	-1.79%	4	15,075	0.4%	28.0	0.3%	259.4x	1.1x	DUTCHBANGL	36,355	+1.0%	8.5	7.7x	1.1x
Tannery	1,680	1,685	-5.08	-0.30%	6	18,116	0.5%	47.4	0.5%	NM	1.7x	OLYMPIC	34,569	+1.0%	8.3	17.1x	4.4x
Jute	9,731	10,096	-364.84	-3.61%	3	2,171	0.1%	20.3	0.2%	NM	8.1x	TITASGAS	33,337	+1.0%	5.2	8.6x	0.5x
Ceramics	435	442	-6.26	-1.42%	5	22,486	0.6%	53.0	0.6%	63.5x	1.5x	EBL	29,468	+0.8%	3.2	7.4x	1.1x
Miscellaneous	1,952	1,982	-29.97	-1.51%	13	109,189	3.1%	392.5	4.1%	25.3x	1.2x	MJLBD	27,304	+0.8%	1.9	14.7x	2.0x
												GLAXOSMITH	26,558	+0.8%	0.7	25.7x	20.9x

Top Ten Gainers	Close Price (BDT)	Δ%	Turnover (BDT Mn)	PE	PB
NORTHRNINS	34.2	+10.0%	74.3	22.7x	1.7x
ISLAMIINS	36.7	+9.9%	37.4	23.2x	2.5x
ASIAINS	44.5	+9.9%	168.5	26.3x	2.2x
CONTININS	44.9	+9.8%	90.2	39.8x	2.2x
PHENIXINS	40.5	+9.8%	95.5	19.8x	1.1x
PHENIXINS	40.5	+9.8%	95.5	19.8x	1.1x
PRIMEINSUR	31.6	+9.7%	36.0	NM	2.0x
REPUBLIC	46.6	+9.6%	246.3	22.6x	2.8x
PEOPLESINS	38.6	+9.0%	153.0	21.1x	1.4x
BNICL	34.9	+8.7%	73.9	17.0x	1.8x

Top Twenty Free Float Mcap	Free Float Mcap (BDT Mn)	% of Total Free Float Mcap	PE	PB
SQRPHARMA	111,195	8.6%	12.4x	2.4x
BATBC	51,909	4.0%	17.2x	5.7x
RENATA	49,754	3.9%	23.8x	5.2x
GP	44,398	3.4%	13.1x	8.7x
BXPHERMA	40,628	3.1%	13.7x	1.5x
BRACBANK	30,285	2.3%	15.1x	1.2x
OLYMPIC	24,970	1.9%	17.1x	4.4x
ISLAMIBANK	21,256	1.6%	8.3x	0.7x
EBL	20,168	1.6%	7.4x	1.1x
CITYBANK	18,755	1.5%	14.0x	1.0x
BEXIMCO	17,563	1.4%	23.3x	0.4x
PUBALIBANK	17,260	1.3%	17.8x	0.8x
LHBL	16,490	1.3%	25.9x	2.9x
SUMITPOWER	16,147	1.3%	7.7x	1.3x
UPGDCL	16,042	1.2%	22.4x	5.7x
NBL	15,608	1.2%	5.6x	0.5x
PRIMEBANK	12,089	0.9%	16.7x	0.7x
BEACONPHAR	11,464	0.9%	142.5x	5.4x
IFIC	11,358	0.9%	8.1x	0.6x
SOUTHEASTB	11,267	0.9%	8.3x	0.5x

Most Traded Share	Close Price (BDT)	Δ%	Turnover (BDT Mn)	PE	PB
WALTONHIL	940.4	+7.5%	503.2	20.1x	3.6x
BXPHERMA	115.4	-3.4%	299.0	13.7x	1.5x
BEXIMCO	25.1	-3.5%	277.6	23.3x	0.4x
REPUBLIC	46.6	+9.6%	246.3	22.6x	2.8x
EIL	36.0	+9.8%	232.1	36.2x	3.3x
SANDHANINS	34.8	-2.2%	227.0	NM	NM
ASIAPACINS	56.8	+5.8%	212.9	28.9x	2.7x
LANKABAFIN	23.0	-1.3%	206.5	39.7x	1.2x
RUPALIINS	33.6	+5.7%	195.0	22.0x	1.5x
BRACBANK	41.0	-3.8%	185.4	15.1x	1.2x

Top Ten Losers	Close Price (BDT)	Δ%	Turnover (BDT Mn)	PE	PB
TUNGHAI	3.7	-9.8%	3.2	NM	0.3x
GOLDENSON	8.6	-9.5%	7.8	NM	0.4x
TALLUSPIN	4.9	-9.3%	0.9	NM	0.4x
KBPPWBIL	8.5	-8.6%	11.0	88.4x	0.9x
CNATEX	3.2	-8.6%	6.4	NM	0.2x
SUNLIFEINS	19.8	-7.5%	2.2	NM	NM
BDTHAI	21.5	-7.3%	50.7	4.1x	0.8x
PRIME1CBBA	7.0	-6.7%	3.3	NM	1.1x
PRIME1CBBA	7.0	-6.7%	3.3	NM	1.1x
EBL1STMF	7.3	-6.4%	20.1	NM	0.8x

Block Trade	Maximum Price (BDT)	Minimum Price (BDT)	Turnover (BDT Mn)	Quantity ('000)	No. of Trade
ALIF	7.6	7.6	0.8	100	1
ASIAPACINS	53.1	51	1.2	23	2
BDFINANCE	26.5	25	6.8	261	3
BERGERPBL	1380	1380	13.8	10	3
BEXIMCO	27	26	7.2	278	2
BRACBANK	41.9	40.8	46.0	1,113	52
BXPHERMA	116.6	116.6	23.3	200	1
CITYBANK	26	26	10.7	410	1
CONTININS	44.9	40.9	4.9	113	5
EASTERNINS	100	100	1.3	13	1

Block Trade	Maximum Price (BDT)	Minimum Price (BDT)	Turnover (BDT Mn)	Quantity ('000)	No. of Trade
EASTLAND	36	36	2.7	75	1
FINEFOODS	100	97	1.2	13	2
GP	329.5	307	5.6	17	3
ICB3RDNRB	7	7	1.9	270	1
ICBPMF1S1	7.3	7.3	2.9	400	1
ISLAMIBANK	26.9	26.9	2.4	90	1
KARNAPHULI	32	32	0.5	16	1
KDSALTD	54.7	54.7	0.9	17	1
LANKABAFIN	23	23	2.1	90	1
MLDYEING	49.5	48.9	6.6	135	2
NORTHRNINS	34.2	33.6	1.4	40	2
ORIONPHARM	55.5	54	2.2	40	4
PF1STMF	8.7	8.7	1.9	220	1
PHENIXINS	38.5	38.5	0.5	14	1
PTL	66.3	66.3	1.3	20	1
REPUBLIC	44	43.5	13.2	300	2
SEAPEARL	75.1	75.1	0.8	10	1
SKTRIMS	61.1	56	7.7	134	8
SQURPHARMA	201.9	201	7.2	36	6
TRUSTBANK	29.5	29.5	11.8	400	2
WALTONHIL	940.4	940.4	3.8	4	2
Total			194.4		115

Important DSE News
SHAHJABANK

Mrs. Tahera Faruque, one of the Directors of the Company, has expressed her intention to sell 10,00,000 shares out of her total holding of 3,13,49,141 shares of the Company at prevailing market price (in the Public Market) through Stock Exchange (DSE) within October 29, 2020.

CENTRALINS

Ms. Hosneara Aziz, one of the Sponsors of the Company, has expressed intention to sell her entire holding of 2,75,625 shares of the Company at prevailing market price (In the Public Market) through Stock Exchange (DSE) within October 29, 2020.

BANKASIA

Mr. Rumea A Hossain, one of the Sponsor Directors of the Company, has expressed his intention to buy 18,00,000 shares of the Company at prevailing market price (In the Block market) through Stock Exchange (DSE) within October 29, 2020.

WATACHEM

Md. Nazrul Islam, one of the Directors of the Company has expressed his intention to transfer 4,21,258 shares out of his total holding of 7,68,578 shares of the Company to his sons A H M Abdullah (1,24,805 shares) and Md. Mahmudul Hasan (2,96,453 shares) respectively both are Directors of the Company, by way of gift outside trading system of the Exchange within 30 working days from the date of issuance of approval letter by DSE.

MERCANBANK

Mr. A.K.M Shaheed Reza, one of the Sponsor Directors of the Company, has expressed his intention to sell 15,00,000 shares out of his total holding of 49,884,697 shares of the Company at prevailing market price (in the Public Market) through Stock Exchange (DSE) within October 29, 2020.

Upcoming Corporate Events

DSE Ticker	Right Share	Dividend		Event	Date
		Stock	Cash		
FAREASTFIN	-	0.0%	0.0%	Record Date	07-Oct-20
BDFINANCE	-	0.0%	12.0%	Record Date	08-Oct-20
IBNSINA	-	0.0%	38.5%	Record Date	12-Oct-20
APEXFOOT	-	0.0%	25.0%	Record Date	12-Oct-20
EIL	-	0.0%	0.0%	Record Date	20-Oct-20
PRIMEFIN	-	0.0%	2.0%	Record Date	22-Oct-20

Upcoming IPOs

Company Name	Event	Opening Date	Closing Date
Mir Akhter Hossain	Bidding	04-10-20	07-10-20
Lub-rref (Bangladesh)	Bidding	12-10-20	15-10-20
Dominage Steel	Subscription	19-10-20	25-10-20

Disclaimer: This report has been prepared by BRAC EPL Stock Brokerage Ltd and is provided for information purposes. It is not, under any circumstances, to be used or considered as an offer to sell, or a solicitation of any offer to buy. Reasonable care has been taken to ensure that the information is not untrue and misleading. BRAC EPL Stock Brokerage Ltd makes no representation or warranty as to the accuracy or completeness of such information. All opinions and estimates included in this report constitute our judgment as of this date and are subject to change without notice.