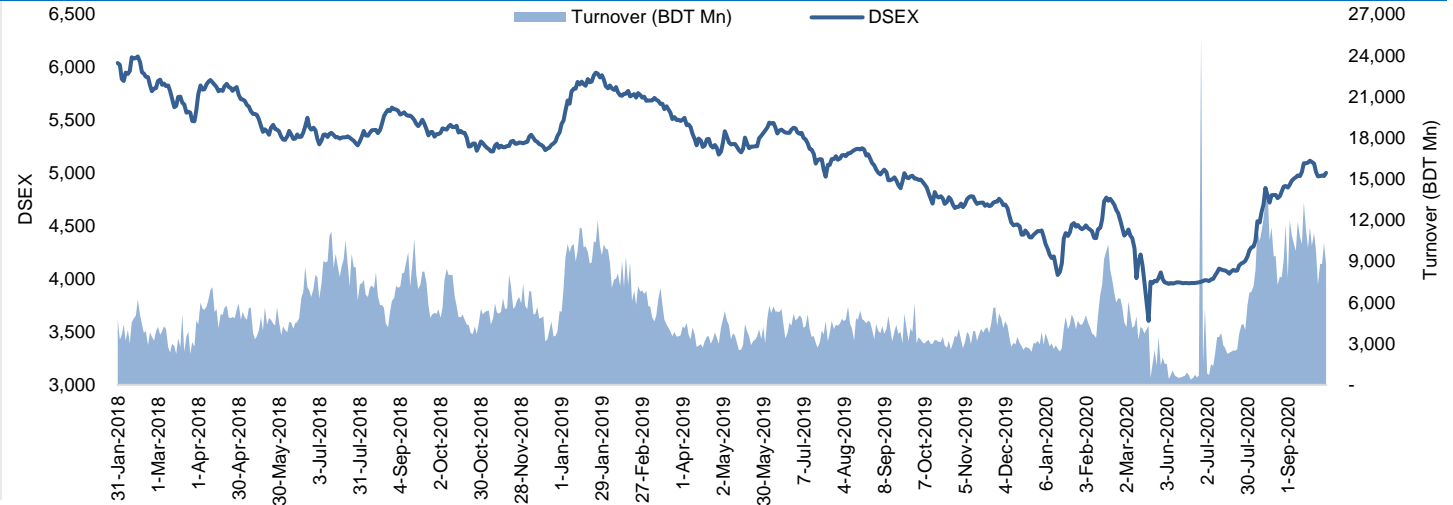


## Daily Market Update

The market closed in green today. The benchmark index DSEX (+0.64%) gained 32.01 points and closed at 5,003.63. The blue-chip index DS30 (+1.29%), the Shariah-based index DSES (+0.84%), and the large-cap index CDSET (+1.00%) closed at 1,712.61, 1,131.06, and 1,005.87 points, respectively. All the large-cap sectors posted positive performance today except NBF1 (-0.87%) and Food & Allied (-0.95%). Engineering booked the highest gain of 4.13% followed by Bank (+1.33%), Fuel & Power (+0.95%), Pharmaceutical (+0.77%), and Telecommunication (+0.22%), respectively. Block trades contributed 4.2% of the overall market turnover. Beximco Pharmaceuticals Ltd. (+4.5%) was the most traded share with a turnover of BDT 511 million.

WALTONHIL has moved up to be the second largest company in the market.



Index	Closing	Opening	Point Δ	%Δ	YTD %Δ
DSEX	5,003.63	4,971.61	+32.01	+0.64%	+12.4%
DS30	1,712.61	1,690.79	+21.82	+1.29%	+13.2%
DSES	1,131.06	1,121.59	+9.47	+0.84%	+13.1%
CDSE1	1,005.87	995.93	+9.94	+1.00%	+11.8%

	Advanced	Declined	Unchanged	Total
All Category	154	152	51	357
A Category (Equity)	122	102	37	261
B Category (Equity)	18	27	10	55
N Category (Equity)	2	1	0	3
Z Category (Equity)	12	22	4	38
Mutual Funds	24	4	9	37
Corporate Bonds	1	0	1	2

	Today	Last Day	Daily %Δ	
Mcap	Mn BDT	3,978,768	3,952,553	+0.7%
	Mn USD	46,831	46,523	
Turnover	Mn BDT	8,795	10,344	-15.0%
	Mn USD	104	122	
Volume	Mn Shares	354	392	-9.6%
No. of Trade		178,818	205,197	-12.9%

Figure: Sectorial Turnover (BDT Mn)

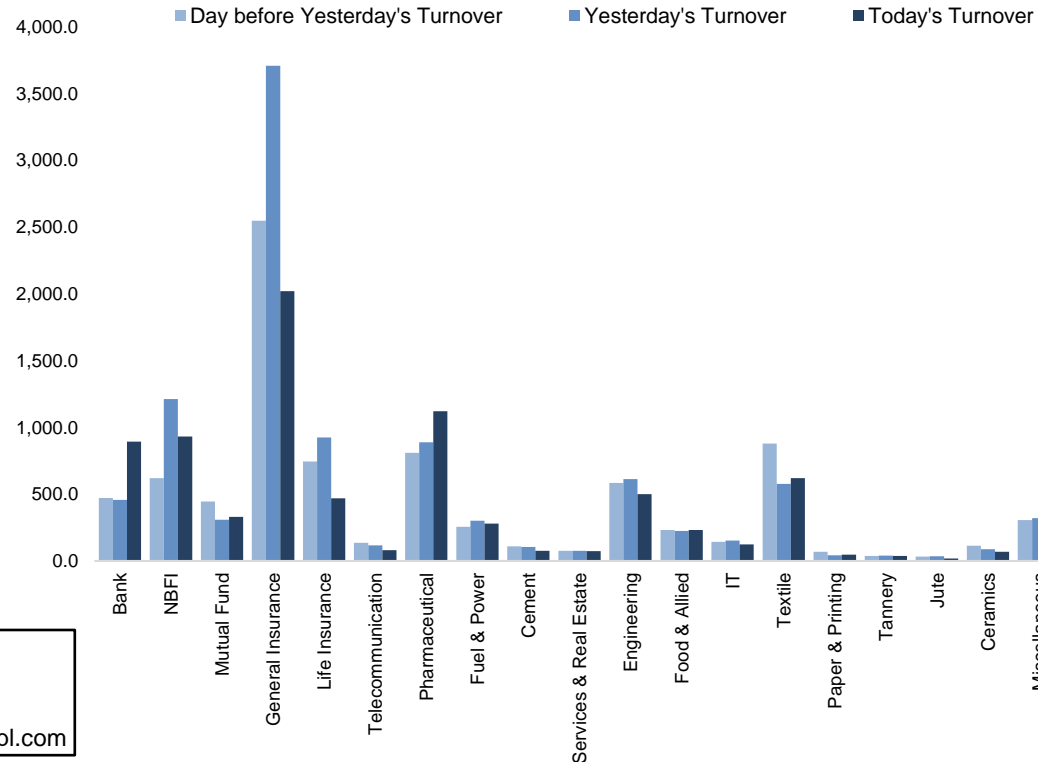
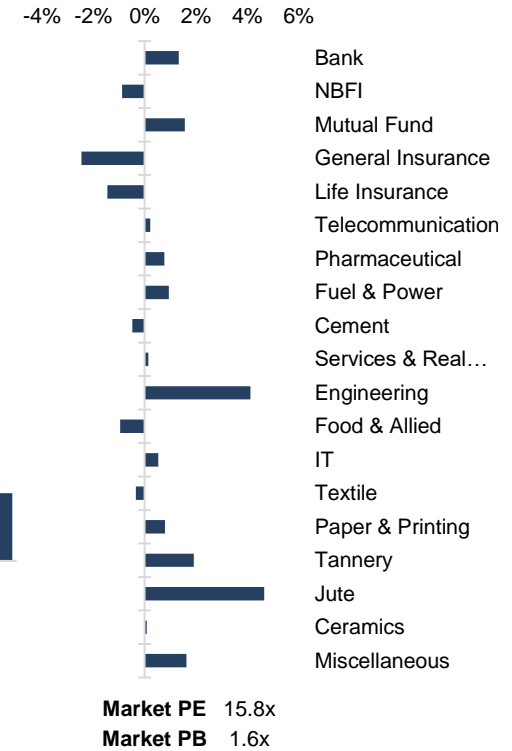


Figure: Sectorial Mcap Change



Market PE 15.8x  
Market PB 1.6x

<b>Md. Rafiqul Islam</b> Research Associate (880) 1708805229 mrafiqulislam@bracepl.com	<b>Md Mahirul Quddus</b> Research Associate (880) 1709636546 mmahirul.quddus@bracepl.com
---	---

Sector Index	Closing	Opening	Points Δ	%Δ	No. of Companies	Mcap (BDT Mn)	% of Total Mcap	Turnover (BDT Mn)	% of Total Turnover	PE	PB	Top Twenty Market Cap	Mcap (BDT Mn)	% of Total Mcap	Turnover (BDT Mn)	PE	PB
Bank	1,352	1,334	+17.76	+1.33%	30	559,419	16.3%	893.3	10.6%	8.3x	0.7x	GP	446,814	+13.0%	52.9	13.1x	8.8x
NBFI	2,031	2,048	-17.84	-0.87%	23	183,721	5.4%	930.6	11.0%	NM	2.7x	WALTONHIL	198,479	+5.8%	8.0	14.0x	2.5x
Mutual Fund	731	719	+11.32	+1.57%	37	37,462	1.1%	330.3	3.9%	NM	0.7x	BATBC	196,290	+5.7%	63.9	17.2x	5.7x
General Insurance	3,104	3,182	-78.44	-2.46%	36	79,651	2.3%	2,018.4	24.0%	20.2x	1.6x	SQRPHARM	173,829	+5.1%	129.6	12.7x	2.4x
Life Insurance	2,137	2,169	-31.55	-1.45%	12	58,087	1.7%	469.9	5.6%	NM	NM	UPGDCL	162,736	+4.7%	100.7	22.7x	5.8x
Telecommunication	4,621	4,611	+10.01	+0.22%	2	468,664	13.7%	80.2	1.0%	13.5x	8.2x	RENATA	102,533	+3.0%	9.5	23.9x	5.2x
Pharmaceutical	2,975	2,952	+22.65	+0.77%	32	563,157	16.4%	1,120.2	13.3%	18.8x	2.5x	ICB	77,896	+2.3%	6.6	NM	4.1x
Fuel & Power	1,788	1,771	+16.85	+0.95%	19	441,527	12.9%	280.3	3.3%	12.1x	1.4x	BERGERPBL	63,858	+1.9%	5.0	31.7x	6.7x
Cement	1,319	1,325	-6.29	-0.47%	7	81,388	2.4%	74.8	0.9%	33.6x	2.0x	MARICO	63,806	+1.9%	4.8	24.1x	46.0x
Services & Real Estate	1,061	1,060	+1.55	+0.15%	9	42,233	1.2%	74.4	0.9%	23.4x	0.9x	BRACBANK	55,687	+1.6%	238.2	15.4x	1.3x
Engineering	3,126	3,002	+124.00	+4.13%	40	355,037	10.3%	499.1	5.9%	15.1x	1.5x	LHBL	48,429	+1.4%	37.1	26.9x	3.0x
Food & Allied	13,277	13,405	-127.67	-0.95%	17	250,174	7.3%	231.4	2.7%	19.3x	5.9x	BXPBARMA	48,302	+1.4%	511.1	14.1x	1.6x
IT	2,192	2,181	+11.59	+0.53%	10	24,680	0.7%	124.2	1.5%	21.4x	2.4x	SUMITPOWER	44,637	+1.3%	26.7	7.9x	1.3x
Textile	1,148	1,152	-3.90	-0.34%	56	115,917	3.4%	620.6	7.4%	NM	0.8x	ISLAMIBANK	43,470	+1.3%	29.5	8.2x	0.7x
Paper & Printing	5,531	5,487	+43.61	+0.79%	4	15,635	0.5%	47.7	0.6%	269.0x	1.1x	DUTCHBANGL	36,630	+1.1%	10.7	7.7x	1.1x
Tannery	1,720	1,688	+32.42	+1.92%	6	18,554	0.5%	36.5	0.4%	NM	1.8x	OLYMPIC	35,269	+1.0%	14.9	17.4x	4.5x
Jute	10,540	10,071	+469.08	+4.66%	3	2,351	0.1%	17.2	0.2%	NM	8.8x	TITASGAS	33,732	+1.0%	5.1	8.7x	0.5x
Ceramics	447	446	+0.40	+0.09%	5	23,069	0.7%	69.3	0.8%	65.2x	1.6x	EBL	29,306	+0.9%	4.0	7.4x	1.1x
Miscellaneous	1,978	1,946	+31.72	+1.63%	13	110,660	3.2%	506.8	6.0%	25.6x	1.2x	MJLBD	27,589	+0.8%	1.6	14.9x	2.0x
												GLAXOSMITH	26,330	+0.8%	3.8	25.4x	20.7x

Top Ten Gainers	Close Price (BDT)	Δ%	Turnover (BDT Mn)	PE	PB
ANWARGALV	116.6	+10.0%	13.4	57.0x	11.3x
BEXIMCO	25.5	+9.9%	403.6	23.6x	0.4x
SAMORITA	73.5	+9.9%	15.7	46.5x	1.5x
LEGACYFOOT	74.0	+9.3%	17.3	NM	4.1x
FINEFOODS	95.6	+8.4%	62.5	62.9x	8.5x
SEMILLECMF	8.3	+7.8%	23.0	NM	0.9x
PARAMOUNT	146.1	+7.7%	30.5	236.7x	6.6x
ASIAPACINS	53.3	+7.7%	225.2	27.1x	2.5x
HAKKANIPUL	87.4	+7.5%	39.2	NM	3.5x
WALTONHIL	655.2	+7.5%	8.0	14.0x	2.5x

Top Twenty Free Float Mcap	Free Float Mcap (BDT Mn)	% of Total Free Float Mcap	PE	PB
SQRPHARMA	113,736	8.7%	12.7x	2.4x
BATBC	51,919	4.0%	17.2x	5.7x
RENATA	50,057	3.8%	23.9x	5.2x
GP	44,681	3.4%	13.1x	8.8x
BXPBARMA	41,931	3.2%	14.1x	1.6x
BRACBANK	31,023	2.4%	15.4x	1.3x
OLYMPIC	25,476	2.0%	17.4x	4.5x
ISLAMIBANK	21,178	1.6%	8.2x	0.7x
EBL	20,057	1.5%	7.4x	1.1x
CITYBANK	18,828	1.4%	14.1x	1.0x
BEXIMCO	17,843	1.4%	23.6x	0.4x
LHBL	17,105	1.3%	26.9x	3.0x
PUBALIBANK	17,049	1.3%	17.6x	0.8x
SUMITPOWER	16,422	1.3%	7.9x	1.3x
UPGDCL	16,274	1.2%	22.7x	5.8x
NBL	16,029	1.2%	5.7x	0.5x
BEACONPHAR	12,127	0.9%	150.8x	5.7x
PRIMEBANK	12,089	0.9%	16.7x	0.7x
SOUTHEASTB	11,711	0.9%	8.7x	0.5x
IFIC	11,665	0.9%	8.3x	0.6x

Most Traded Share	Close Price (BDT)	Δ%	Turnover (BDT Mn)	PE	PB
BXPBARMA	119.1	+4.5%	511.1	14.1x	1.6x
BEXIMCO	25.5	+9.9%	403.6	23.6x	0.4x
CITYBANK	25.7	+4.9%	238.3	14.1x	1.0x
BRACBANK	42.0	+0.5%	238.2	15.4x	1.3x
ASIAPACINS	53.3	+7.7%	225.2	27.1x	2.5x
SANDHANINS	35.0	+2.3%	198.3	NM	NM
BDFINANCE	23.8	-1.7%	171.1	17.5x	1.4x
EASTERNINS	101.7	-1.9%	168.2	27.8x	2.2x
NITOLINS	66.0	-3.8%	165.0	11.4x	2.4x
EASTLAND	37.4	+6.9%	153.4	29.6x	1.9x

Top Ten Losers	Close Price (BDT)	Δ%	Turnover (BDT Mn)	PE	PB
UNITEDINS	49.5	-8.7%	31.4	42.5x	1.6x
CNATEX	3.8	-7.3%	8.9	NM	0.3x
TAKAFULINS	42.0	-7.3%	6.9	23.9x	2.3x
DELTALIFE	75.9	-7.1%	21.0	NM	NM
RINGSHINE	6.6	-7.0%	83.5	9.0x	0.4x
FAMILYTEX	4.0	-7.0%	13.3	NM	0.3x
PREMIERLEA	6.9	-6.8%	5.9	50.0x	0.4x
STANDARINS	42.6	-6.6%	24.9	23.8x	2.2x
FEDERALINS	21.4	-6.6%	70.9	29.7x	1.8x
PROVATIINS	48.7	-6.0%	70.3	19.2x	2.4x

Block Trade	Maximum Price (BDT)	Minimum Price (BDT)	Turnover (BDT Mn)	Quantity ('000)	No. of Trade
ACFL	30.9	27	4.2	150	2
BRACBANK	42	42	3.9	92	4
EASTERNINS	103	100	1.1	11	2
FINEFOODS	85	85	0.5	6	1
GENEXIL	65.5	65.5	1.0	15	1
HFL	22.7	22.7	0.7	30	1
ICB3RDNRB	6.7	6.7	0.7	100	1
IFIC	11.6	10.4	136.8	12,000	3
KPCL	50.5	50.5	10.6	210	1
MLDYEING	49.5	45	5.5	113	3

Block Trade	Maximum Price (BDT)	Minimum Price (BDT)	Turnover (BDT Mn)	Quantity ('000)	No. of Trade
ORIONPHARM	59.5	55.4	1.4	25	2
PEOPLESINS	33.5	33.5	20.4	610	2
PIONEERINS	77	71	18.3	242	4
REGENTTEX	11	11	1.0	90	1
SALVOCHEM	16.5	16.5	5.0	305	1
SEAPEARL	74.1	71.2	14.9	207	5
SKTRIMS	60.1	57.2	13.3	228	18
SONARBAINS	51.2	51.2	1.2	23	1
SQURPHARMA	206	206	116.0	563	1
STANCERAM	290	290	0.6	2	1
WALTONHIL	655.2	655.2	11.8	18	2
<b>Total</b>			<b>369.0</b>		<b>57</b>

**Important DSE News**
**MERCINS**

The Company has been placed in 'B' category from existing 'A' category with effect from today i.e. September 28, 2020 as the Company has approved 7% cash dividend for the year ended on December 31, 2019.

**FIRSTSBANK**

The Company has informed that the Board of Directors of the Company has decided to raise BDT 600.00 crore only through issuance of Mudaraba Perpetual Bond as additional Tier-1 (AT-1) capital to support the bank's Basel-III compliance in line with Bangladesh Bank Guidelines on Risk Based Capital Adequacy dated December 2014 subject to approval of concerned authorities and complying with regulatory authorities.

**Upcoming Corporate Events**

DSE Ticker	Right Share	Dividend		Event	Date
		Stock	Cash		
JANATAINS	-	0.0%	10.0%	Record Date	30-Sep-20
RUPALIINS	-	2.0%	12.0%	Record Date	01-Oct-20
FAREASTFIN	-	0.0%	0.0%	Record Date	07-Oct-20
BDFINANCE	-	0.0%	12.0%	Record Date	08-Oct-20
IBNSINA	-	0.0%	38.5%	Record Date	12-Oct-20
APEXFOOT	-	0.0%	25.0%	Record Date	12-Oct-20

**Upcoming IPOs**

Company Name	Event	Opening Date	Closing Date
Energypac Power	Bidding	21-09-20	24-09-20
Mir Akhter Hossain	Bidding	04-10-20	07-10-20
Dominage Steel Building	Subscription	19-10-20	25-10-20

**Disclaimer:** This report has been prepared by BRAC EPL Stock Brokerage Ltd and is provided for information purposes. It is not, under any circumstances, to be used or considered as an offer to sell, or a solicitation of any offer to buy. Reasonable care has been taken to ensure that the information is not untrue and misleading. BRAC EPL Stock Brokerage Ltd makes no representation or warranty as to the accuracy or completeness of such information. All opinions and estimates included in this report constitute our judgment as of this date and are subject to change without notice.