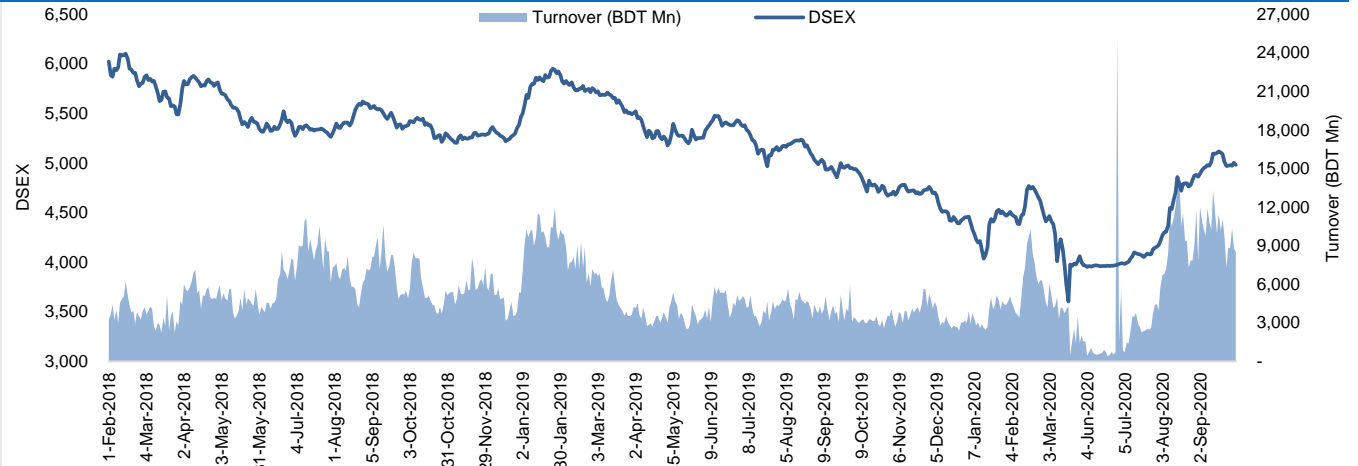


The market closed in red today. The benchmark index DSEX (-0.42%) lost 21.25 points and closed at 4,982.37. The blue-chip index DS30 (-0.44%), the Shariah-based index DSES (-0.49%), and the large-cap index CDSET (-0.50%) closed at 1,705.14, 1,125.53, and 1,000.88 points, respectively. Large-cap sectors posted mixed performance today. Engineering booked the highest gain of 3.94% followed by Food & Allied (+2.02%) and Telecommunication (+0.22%). NBF1 experienced the highest loss of 2.15% followed by Bank (-1.02%), Fuel & Power (-0.99%), and Pharmaceutical (-0.18%). Block trades contributed 5.8% of the overall market turnover. Bangladesh Export Import Company Ltd. (-2.0%) was the most traded share with a turnover of BDT 345 million.



Index	Closing	Opening	Point Δ	%Δ	YTD %Δ
DSEX	4,982.37	5,003.63	-21.25	-0.42%	+11.9%
DS30	1,705.14	1,712.61	-7.47	-0.44%	+12.7%
DSES	1,125.53	1,131.06	-5.53	-0.49%	+12.6%
CDSEI	1,000.88	1,005.87	-4.99	-0.50%	+11.2%

	Advanced	Declined	Unchanged	Total
All Category	140	167	49	356
A Category (Equity)	104	122	34	260
B Category (Equity)	19	24	12	55
N Category (Equity)	2	1	0	3
Z Category (Equity)	15	20	3	38
Mutual Funds	27	5	5	37
Corporate Bonds	1	1	0	2

		Today	Last Day	Daily %Δ
Mcap	Mn BDT	3,986,568	3,978,768	+0.2%
	Mn USD	46,923	46,831	
Turnover	Mn BDT	8,530	8,795	-3.0%
	Mn USD	100	104	
Volume	Mn Shares	331	354	-6.6%
No. of Trade		171,651	178,818	-4.0%

Figure: Sectorial Turnover (BDT Mn)

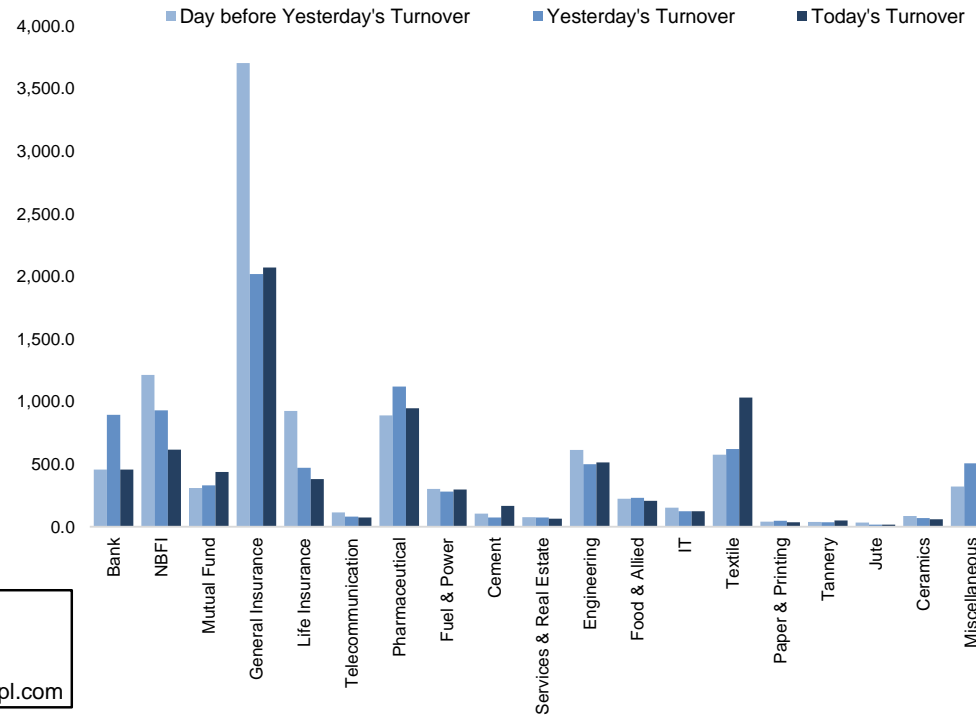
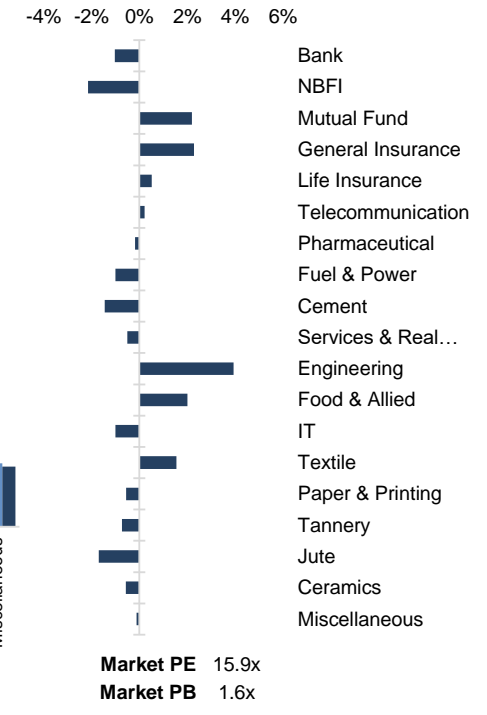


Figure: Sectorial Mcap Change



Market PE 15.9x
Market PB 1.6x

Md. Rafiqul Islam Research Associate (880) 1708805229 mrafiqulislam@bracepl.com
Md Mahirul Quddus Research Associate (880) 1709636546 mmahirul.quddus@bracepl.com

Sector Index	Closing	Opening	Points Δ	%Δ	No. of Companies	Mcap (BDT Mn)	% of Total Mcap	Turnover (BDT Mn)	% of Total Turnover	PE	PB	Top Twenty Market Cap	Mcap (BDT Mn)	% of Total Mcap	Turnover (BDT Mn)	PE	PB
Bank	1,338	1,352	-13.77	-1.02%	30	553,718	16.1%	457.1	5.7%	8.2x	0.7x	GP	448,165	+13.0%	44.8	13.2x	8.8x
NBFI	1,987	2,031	-43.59	-2.15%	23	179,777	5.2%	615.8	7.7%	NM	2.7x	WALTONHIL	213,352	+6.2%	2.4	15.1x	2.7x
Mutual Fund	747	731	+16.06	+2.20%	37	38,286	1.1%	438.9	5.5%	NM	0.8x	BATBC	201,222	+5.9%	45.1	17.6x	5.8x
General Insurance	3,175	3,104	+71.05	+2.29%	36	81,474	2.4%	2,072.2	25.8%	20.6x	1.7x	SQRPHARM	173,998	+5.1%	144.8	12.7x	2.5x
Life Insurance	2,148	2,137	+10.99	+0.51%	12	58,386	1.7%	381.7	4.7%	NM	NM	UPGDCL	159,627	+4.6%	97.5	22.2x	5.7x
Telecommunication	4,631	4,621	+10.22	+0.22%	2	469,701	13.7%	73.7	0.9%	13.5x	8.2x	RENATA	102,666	+3.0%	6.4	24.0x	5.2x
Pharmaceutical	2,969	2,975	-5.40	-0.18%	32	562,135	16.3%	945.5	11.8%	18.7x	2.5x	ICB	76,130	+2.2%	2.6	NM	4.0x
Fuel & Power	1,770	1,788	-17.75	-0.99%	19	437,142	12.7%	296.8	3.7%	12.0x	1.4x	BERGERPBL	64,442	+1.9%	2.4	32.0x	6.7x
Cement	1,299	1,319	-19.07	-1.45%	7	80,211	2.3%	166.6	2.1%	33.1x	2.0x	MARICO	64,399	+1.9%	3.3	24.3x	46.4x
Services & Real Estate	1,056	1,061	-5.32	-0.50%	9	42,021	1.2%	63.6	0.8%	23.3x	0.9x	BRACBANK	54,891	+1.6%	182.9	15.2x	1.2x
Engineering	3,249	3,126	+123.11	+3.94%	40	369,019	10.7%	514.8	6.4%	15.7x	1.6x	BXPBARMA	47,937	+1.4%	332.0	14.0x	1.6x
Food & Allied	13,545	13,277	+267.61	+2.02%	17	255,217	7.4%	207.7	2.6%	19.7x	6.0x	LHBL	47,500	+1.4%	94.4	26.4x	3.0x
IT	2,170	2,192	-21.91	-1.00%	10	24,433	0.7%	124.8	1.6%	21.2x	2.4x	SUMITPOWER	44,210	+1.3%	34.5	7.8x	1.3x
Textile	1,166	1,148	+17.78	+1.55%	56	117,713	3.4%	1,033.0	12.9%	NM	0.8x	ISLAMIBANK	42,826	+1.2%	15.3	8.1x	0.7x
Paper & Printing	5,500	5,531	-30.33	-0.55%	4	15,550	0.5%	36.3	0.5%	267.5x	1.1x	DUTCHBANGL	35,750	+1.0%	8.1	7.6x	1.1x
Tannery	1,708	1,720	-12.51	-0.73%	6	18,419	0.5%	49.9	0.6%	NM	1.7x	OLYMPIC	35,489	+1.0%	13.0	17.5x	4.6x
Jute	10,362	10,540	-178.05	-1.69%	3	2,311	0.1%	18.1	0.2%	NM	8.7x	TITASGAS	33,535	+1.0%	4.4	8.6x	0.5x
Ceramics	444	447	-2.50	-0.56%	5	22,939	0.7%	60.1	0.7%	64.8x	1.6x	EBL	29,144	+0.8%	1.6	7.3x	1.1x
Miscellaneous	1,976	1,978	-2.33	-0.12%	13	110,530	3.2%	479.6	6.0%	25.6x	1.2x	MJLBD	27,557	+0.8%	3.1	14.9x	2.0x
												GLAXOSMITH	26,501	+0.8%	6.3	25.6x	20.9x

Top Ten Gainers	Close Price (BDT)	Δ%	Turnover (BDT Mn)	PE	PB
PTL	59.8	+9.9%	271.6	12.8x	2.8x
EIL	32.6	+9.8%	135.1	32.8x	2.9x
EBL1STMF	6.0	+9.1%	10.2	NM	0.6x
KARNAPHULI	31.8	+8.9%	133.7	28.1x	1.7x
GREENDELFMF	7.6	+8.6%	5.1	NM	0.9x
REPUBLIC	42.0	+8.5%	98.5	22.2x	2.9x
PHPMF1	5.7	+7.5%	15.3	NM	0.6x
WALTONHIL	704.3	+7.5%	2.4	15.1x	2.7x
EBLNRBMF	5.9	+7.3%	10.2	NM	0.6x
EBLNRBMF	5.9	+7.3%	10.2	NM	0.6x

Top Twenty Free Float Mcap	Free Float Mcap (BDT Mn)	% of Total Free Float Mcap	PE	PB
SQRPHARMA	113,847	8.8%	12.7x	2.5x
BATBC	53,223	4.1%	17.6x	5.8x
RENATA	50,122	3.9%	24.0x	5.2x
GP	44,816	3.4%	13.2x	8.8x
BXPBARMA	41,614	3.2%	14.0x	1.6x
BRACBANK	30,580	2.4%	15.2x	1.2x
OLYMPIC	25,635	2.0%	17.5x	4.6x
ISLAMIBANK	20,864	1.6%	8.1x	0.7x
EBL	19,946	1.5%	7.3x	1.1x
CITYBANK	18,755	1.4%	14.0x	1.0x
BEXIMCO	17,494	1.3%	23.2x	0.4x
PUBALIBANK	17,119	1.3%	17.6x	0.8x
LHBL	16,777	1.3%	26.4x	3.0x
SUMITPOWER	16,265	1.3%	7.8x	1.3x
UPGDCL	15,963	1.2%	22.2x	5.7x
NBL	15,819	1.2%	5.7x	0.5x
PRIMEBANK	12,089	0.9%	16.7x	0.7x
BEACONPHAR	11,787	0.9%	146.5x	5.6x
IFIC	11,563	0.9%	8.2x	0.6x
SOUTHEASTB	11,533	0.9%	8.5x	0.5x

Most Traded Share	Close Price (BDT)	Δ%	Turnover (BDT Mn)	PE	PB
BEXIMCO	25.0	-2.0%	344.6	23.2x	0.4x
BXPBARMA	118.2	-0.8%	332.0	14.0x	1.6x
PTL	59.8	+9.9%	271.6	12.8x	2.8x
NITOLINS	70.8	+7.3%	205.4	12.2x	2.6x
SANDHANINS	33.9	-3.1%	194.1	NM	NM
BRACBANK	41.4	-1.4%	182.9	15.2x	1.2x
EASTLAND	37.4	-	166.5	29.6x	1.9x
SQRPHARM/	206.1	+0.1%	144.8	12.7x	2.5x
EIL	32.6	+9.8%	135.1	32.8x	2.9x
KARNAPHULI	31.8	+8.9%	133.7	28.1x	1.7x

Top Ten Losers	Close Price (BDT)	Δ%	Turnover (BDT Mn)	PE	PB
UNITEDAIR	2.4	-7.7%	17.8	NM	NM
FINEFOODS	88.6	-7.3%	51.9	58.3x	7.9x
GQBALLPEN	192.5	-6.6%	32.0	NM	1.4x
FIRSTFIN	7.2	-6.5%	3.2	NM	1.8x
ORIONINFU	82.5	-5.3%	77.6	42.8x	6.1x
MITHUNKNIT	11.8	-4.8%	1.2	NM	0.6x
SUNLIFEINS	22.0	-4.8%	2.0	NM	NM
SHYAMPSUG	61.6	-4.6%	1.1	NM	NM
ILFSL	8.4	-4.5%	33.1	47.2x	0.7x
HAKKANIPUL	83.5	-4.5%	31.5	NM	3.4x

Block Trade	Maximum Price (BDT)	Minimum Price (BDT)	Turnover (BDT Mn)	Quantity ('000)	No. of Trade
ADNTEL	38.7	38.7	0.8	20	1
AMBEEPFA	525	525	23.1	44	1
ASIAPACINS	52.7	48.5	1.2	25	2
BANGAS	147	147	2.2	15	1
BERGERPBL	1383	1383	3.7	3	2
BRACBANK	45	41.3	37.9	905	32
BSCCL	132.5	132.5	79.5	600	1
CITYBANK	25.7	25	78.5	3,085	4
EASTERNINS	101	100.1	1.0	10	2
FINEFOODS	95.5	95.5	0.7	7	1

Block Trade	Maximum Price (BDT)	Minimum Price (BDT)	Turnover (BDT Mn)	Quantity ('000)	No. of Trade
GSPFINANCE	19	19	2.0	105	1
KDSALTD	53.8	53.8	1.1	20	1
MARICO	2041	2041	1.9	1	1
MLDYEING	49	49	2.9	60	1
NCCBANK	13.7	12.4	137.6	10,048	2
OIMEX	27.6	27.6	0.5	19	1
ORIONINFU	90	90	2.4	27	1
ORIONPHARM	61.8	58	3.7	62	2
PROGRESLIF	141.2	141.2	6.7	48	1
PTL	59.8	55.9	27.8	482	16
RUPALIINS	27.4	27.4	0.7	25	1
SANDHANINS	31.5	31.5	0.5	16	1
SEAPEARL	79.1	71.2	1.9	26	3
SINGERBD	173	173	8.7	50	2
SKTRIMS	62.2	57.2	12.3	210	19
SONARBAINS	49.3	47.6	3.1	63	2
SQURPHARMA	205.9	205.9	9.3	45	1
TRUSTBANK	29	29	29.0	1,000	1
UPGDCL	335.1	335.1	6.7	20	1
WALTONHIL	704.3	704.3	5.8	8	6
Total			493.3		111

Upcoming Corporate Events

DSE Ticker	Right Share	Dividend		Event	Date
		Stock	Cash		
JANATAINS	-	0.0%	10.0%	Record Date	30-Sep-20
RUPALIINS	-	2.0%	12.0%	Record Date	01-Oct-20
FAREASTFIN	-	0.0%	0.0%	Record Date	07-Oct-20
BDFINANCE	-	0.0%	12.0%	Record Date	08-Oct-20
IBNSINA	-	0.0%	38.5%	Record Date	12-Oct-20
APEXFOOT	-	0.0%	25.0%	Record Date	12-Oct-20

Upcoming IPOs

Company Name	Event	Opening Date	Closing Date
Energypac Power	Bidding	21-09-20	24-09-20
Mir Akhter Hossain Limited	Bidding	04-10-20	07-10-20
Lub-rref (Bangladesh)	Bidding	12-10-20	15-10-20
Dominage Steel Building	Subscription	19-10-20	25-10-20

Important DSE News
APEXTANRY

The Board of Directors has recommended 12% cash dividend for the year ended on June 30, 2020. Date of AGM: 25.11.2020, Time: 11:00 AM, Venue: Digital Platform. Record date: 21.10.2020. The Company has also reported EPS without fair valuation surplus of Tk. (1.19), NAV per share of Tk. 63.89 and NOCFPS of Tk. (3.34) for the year ended on June 30, 2020 as against Tk. 1.41, Tk. 69.21 and Tk. (8.65) respectively for the same period of the previous year. The Company has also informed that NOCFPS stood to Tk. (3.34) during the year which was due mainly to increase in inventories as well as cash generating cycle hampered for Covid-19 resulting in a negative impact on the net operating cash flows. Providing reliable and more relevant information about the effects of transactions, other events or conditions on the entity's they have rearrange some information in the statement of cash flows of this financial statements. Net profit as well as Earnings Per Share (EPS) decreased mainly due to collapse in export demand for leather and Q4 sales decreased by 80% compared to same period last year due to the global Covid-19 pandemic. This crash in sales revenue was much higher than could be overcome by an offset in cost reduction and resulted in negative PAT and EPS.

The Company has informed that the Board of Directors of the Company has taken the decision to enter into a contract to sell its finished leather with FB Footwear Ltd., Footbed Footwear Ltd. and Nuovo Shoes (BD) Ltd. an exporter of footwear, as some directors of the Company are also directors of FB Footwear Ltd., Footbed Footwear Ltd. and Nuovo Shoes (BD) Ltd. The contract is for sale of finished leather by the Company in its usual course of business at prices of various grades and quality as mentioned in the contract. It is estimated that the annual sale to FB Footwear Ltd., Footbed Footwear Ltd. and Nuovo Shoes (BD) Ltd. by the Company will be more or less BDT 16,50,00,000.00, BDT 3,25,00,000.00 and 1,25,50,000.00 (it may be below the contracted amount depending on the market demand) respectively.

CITYBANK

Refer to their earlier news disseminated by DSE on 24.06.2020 regarding Decision to issue Perpetual Bonds of Tk. 4,000.00 million, the Company has further informed that that BSEC has accorded consent and Bangladesh Bank approved the issuance with conversion features of the bank's consolidated CET-1 ratio falls below Bangladesh Bank requirement of 4.50% and stays below the level of three successive quarters, then, the 3rd quarter-end date of consecutive below-minimum CET-1 Ratio would be considered as the Tigger-Point or Tigger-Date. If the Tigger-Point or Tigger-Date is reached, the shortfall amount to maintain the minimum required Consolidated CET-1 Capital of 4.50% will then the subject to "Conversion to Common Equity". In line with Bangladesh Bank's approval the Board of Directors of the Company has recommended issuing Perpetual Bonds of Tk. 400.00 million with Conversion feature in the event of a Tigger-point to raise Additional Tire-1 Capital subject to approval of the shareholders in the EGM. Date of EGM: 17.11.2020, Time: 03:00 PM, Venue: Digital Platform. Record date: 19.10.2020.

EXCH

Commencement of Bidding of Lub-rref (Bangladesh) Limited through Book Building Method: The bidding period for Eligible Investors to determine the cut-off price of shares of Lub-rref (Bangladesh) Limited through Electronic Subscription System (ESS) of the Exchanges will commence from 5:00 p.m. on October 12, 2020 and will continue till 5:00 p.m. on October 15, 2020 (round the clock) and valuation report submission period for Eligible Investors through Electronic Subscription System (ESS) of the Exchanges will start at 10:30 a.m. on October 18, 2020 and continue till 10:30 a.m. on October 20, 2020. Each EI who intends to participate in the electronic bidding shall maintain a minimum investment of Tk. 1.00 crore only in listed securities as on the end of 4th October, 2020 as per clause (c) of sub-rule (1) of rule 2 of the Bangladesh Securities and Exchange Commission (Public Issue) Rules, 2015. The minimum tick size (minimum bidding value) for bidding shall be BDT 50 (fifty) lakh which is in accordance with the BSEC consent letter to Lub-rref (Bangladesh) Limited Ref: BSEC/CI/BB-14/2018/189 dated September 03, 2020. The Central Depository Bangladesh Limited (CDBL) shall send a report to the exchange regarding holding of EIs in listed securities and the exchange shall ensure the compliance in this regard. Participating EIs will be required to pay full bid amount (100%) and bidding fee BDT 5,000.00 (five thousand only) through the Mutual Trust Bank Limited (A/C Name: Dhaka Stock Exchange Limited, A/C No.:00120320001838) in between 10:00 a.m. of October 12, 2020 to 2:00 p.m. of October 15, 2020 (during banking hour). Please visit the following website for bidding related updates: <https://www.essbangladesh.com>.

IBNSINA

Referring to their earlier news disseminated on 20.09.2020 regarding Dividend Declaration, the Company has further informed that they had earlier reported

Disclaimer: This report has been prepared by BRAC EPL Stock Brokerage Ltd and is provided for information purposes. It is not, under any circumstances, to be used or considered as an offer to sell, or a solicitation of any offer to buy. Reasonable care has been taken to ensure that the information is not untrue and misleading. BRAC EPL Stock Brokerage Ltd makes no representation or warranty as to the accuracy or completeness of such information. All opinions and estimates included in this report constitute our judgment as of this date and are subject to change without notice.

Consolidated EPS of Tk. 12.43, Consolidated NAV per share of Tk. 56.74 and Consolidated NOCFPS of Tk. 14.08 which would be actually Tk. 12.56, Tk. 56.88 and Tk. 15.92 respectively for the year ended on June 30, 2020. Other information of the earlier disclosure will remain unchanged.

RELIANCE1

The auditor of "Reliance One" The First Scheme of Reliance Insurance Mutual Fund has given the following Emphasis of Matter in the audit report of the Company prepared for the year ended on 30 June, 2020. Emphasis of Matter: 1. We would like to draw the attention to the accompanying note-6.1 to the accompanying financial statements that the fund holds 500,000 shares amounting to Taka 5,000,000 in Achia Sea Food Limited. Valuation of investment in Achia Sea Food Limited has been verified by us reference to the audit report issued by Mahfel Huq & Co for the year ended 30 June 2019. No audited financial statements and audit report for the period from 1 July 2019 to 30 June 2020 of Achia Sea Food Limited was available as yet and as such the valuation of the securities has been calculated using NAV rate of Taka 15.99 per share having cost of Taka 10 per share. 2. Similarly, we would also like to draw the attention to the accompanying note -6.2 to the accompanying financial statements that the fund holds 31,200 shares in Walton Hi-Tech Industries Limited and 208,632 shares in Express Insurance Ltd. for amount of Taka 9,984,000 and Taka 2,086,320 respectively in total have been valued at cost and the management of the Fund does not anticipate any major deviation in the valuation of these securities. 3. Without qualifying our report, we would like to draw attention to the accompanying note-5.1 to the accompanying financial statements that the Fund had originally invested Taka 86,100,244 in shares of IBBL Mudaraba Perpetual Bond representing 12.66 % of total asset as against statutory limit of 10 % of its total assets in any particular company and the investment exposure has been brought within the allowable limit subsequently. Note-6.1: The fund holds 500,000 shares amounting to Taka 5,000,000 in Achia Sea Food Limited. Valuation of investment in Achia Sea Food Limited has been made by the management of the Fund by reference to the audit report issued by Mahfel Huq & Co for the year ended 30 June 2019. The valuation of the securities has been calculated using NAV rate of Taka 15.99 per share having cost of Taka 10 per share and the management of the Fund does not anticipate any major deviation in the valuation of these securities. Note-6.2: The fund holds 31,200 shares in Walton Hi-Tech Industries Limited and 208,632 shares in Express Insurance Ltd. for amount of Taka 9,984,000 and Taka 2,086,320 respectively in total have been valued at cost and the management of the Fund does not anticipate any major deviation in the valuation of these securities. Note-5.1 The fund had originally invested Taka 86,100,244 in shares of IBBL Mudaraba Perpetual Bond representing 12.66 % of total asset as against statutory limit of 10 % of its total assets in any particular company and the investment exposure has been brought within the allowable limit subsequently.

Disclaimer: This report has been prepared by BRAC EPL Stock Brokerage Ltd and is provided for information purposes. It is not , under any circumstances, to be used or considered as an offer to sell, or a solicitation of any offer to buy. Reasonable care has been taken to ensure that the information is not untrue and misleading. BRAC EPL Stock Brokerage Ltd makes no representation or warranty as to the accuracy or completeness of such information. All opinions and estimates included in this report constitute our judgment as of this date and are subject to change without notice.