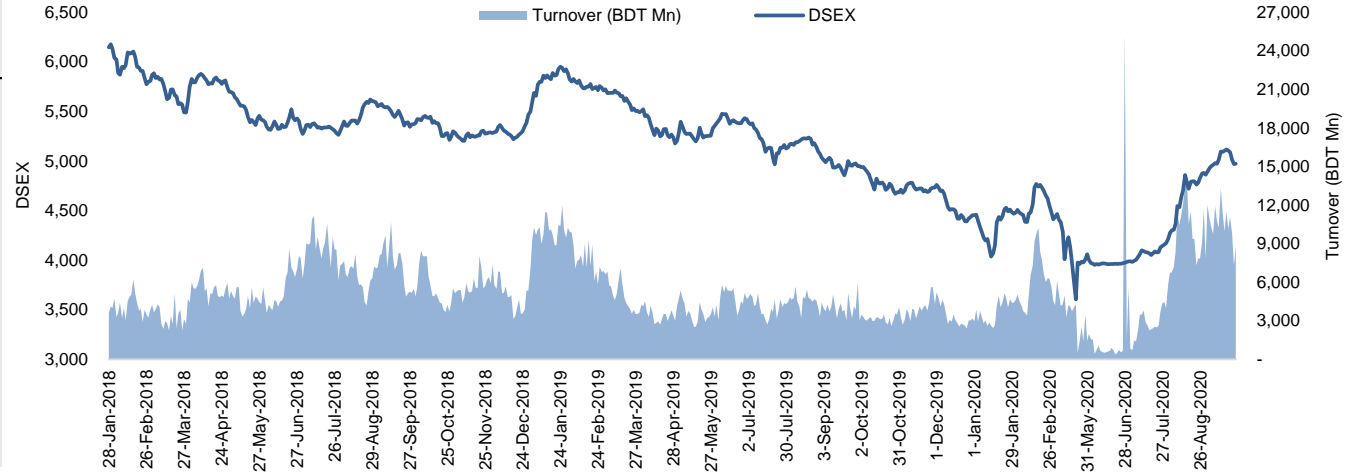


The market closed in green today. The benchmark index DSEX (+0.04%) gained 2.03 points and closed at 4,972.13. The blue-chip index DS30 (-0.34%), the Shariah-based index DSES (-0.08%), and the large-cap index CDSET (-0.19%) closed at 1,708.49, 1,125.82, and 1,005.12 points, respectively. All the large-cap sectors posted negative performance today except Food & Allied (+0.33%) and Telecommunication (+2.05%). NBF1 experienced the highest loss of 0.83% followed by Engineering (-0.78%), Fuel & Power (-0.70%), Bank (-0.68%), and Pharmaceutical (-0.25%), respectively. Block trades contributed 2.7% of the overall market turnover. Beximco Pharmaceuticals Ltd. (-0.7%) was the most traded share with a turnover of BDT 281 million.



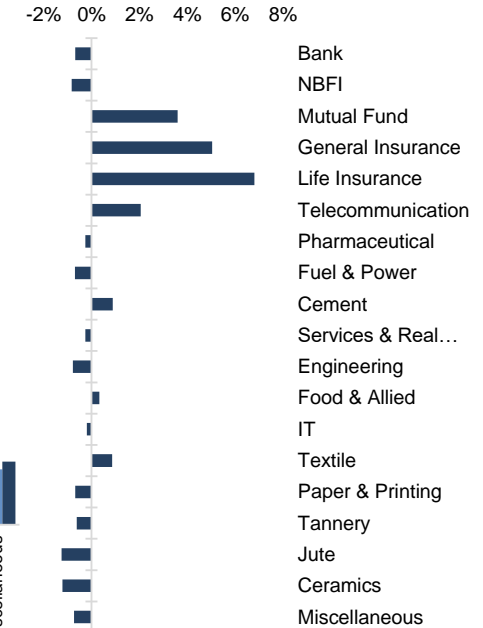
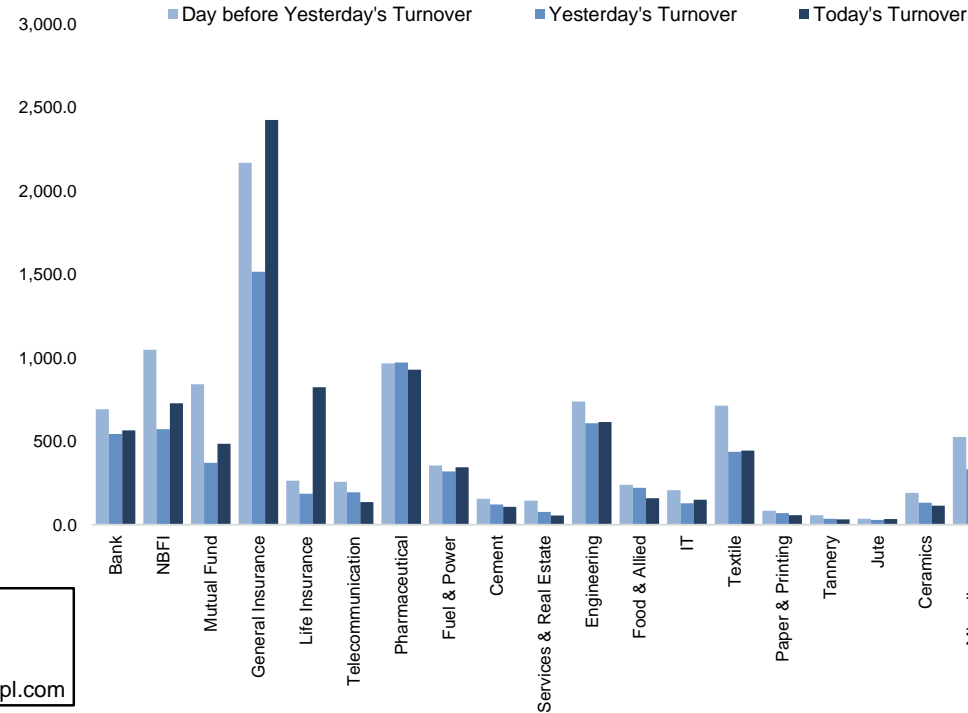
Index	Closing	Opening	Point Δ	%Δ	YTD %Δ
DSEX	4,972.13	4,970.11	+2.03	+0.04%	+11.7%
DS30	1,708.49	1,714.35	-5.86	-0.34%	+12.9%
DSES	1,125.82	1,126.74	-0.92	-0.08%	+12.6%
CDSE1	1,005.12	1,007.05	-1.93	-0.19%	+11.7%

Figure: Sectorial Turnover (BDT Mn)

Figure: Sectorial Mcap Change

	Advanced	Declined	Unchanged	Total
All Category	174	137	45	356
A Category (Equity)	123	106	33	262
B Category (Equity)	21	25	7	53
N Category (Equity)	2	1	0	3
Z Category (Equity)	28	5	5	38
Mutual Funds	30	4	3	37
Corporate Bonds	2	0	0	2

		Today	Last Day	Daily %Δ
Mcap	Mn BDT	3,892,326	3,769,177	+3.3%
	Mn USD	45,814	44,364	
Turnover	Mn BDT	8,818	7,299	+20.8%
	Mn USD	104	86	
Volume	Mn Shares	344	301	+14.1%
No. of Trade		176,741	164,977	+7.1%



Market PE 15.4x
Market PB 1.5x

Md. Rafiqul Islam Research Associate (880) 1708805229 mrafiqulislam@bracepl.com
Md Mahirul Quddus Research Associate (880) 1709636546 mmahirul.quddus@bracepl.com

Sector Index	Closing	Opening	Points Δ	%Δ	No. of Companies	Mcap (BDT Mn)	% of Total Mcap	Turnover (BDT Mn)	% of Total Turnover	PE	PB	Top Twenty Market Cap	Mcap (BDT Mn)	% of Total Mcap	Turnover (BDT Mn)	PE	PB
Bank	1,333	1,342	-9.15	-0.68%	30	551,589	16.5%	565.1	6.6%	8.1x	0.7x	GP	454,511	+13.6%	75.7	13.4x	8.9x
NBFI	1,938	1,955	-16.23	-0.83%	23	175,374	5.2%	727.4	8.5%	NM	2.6x	BATBC	206,136	+6.2%	59.5	18.0x	6.0x
Mutual Fund	726	701	+25.27	+3.61%	37	37,227	1.1%	484.6	5.6%	NM	0.7x	SQRPHARM	173,491	+5.2%	146.3	12.6x	2.4x
General Insurance	2,996	2,852	+143.83	+5.04%	36	76,887	2.3%	2,425.9	28.3%	19.5x	1.6x	UPGDCL	156,518	+4.7%	80.6	21.8x	5.6x
Life Insurance	2,187	2,048	+139.45	+6.81%	12	59,451	1.8%	824.3	9.6%	NM	NM	WALTONHIL	114,507	+3.4%	0.1	8.1x	1.4x
Telecommunication	4,698	4,603	+94.52	+2.05%	2	476,493	14.2%	135.4	1.6%	13.7x	8.3x	RENATA	103,401	+3.1%	12.0	24.1x	5.3x
Pharmaceutical	2,957	2,965	-7.40	-0.25%	32	559,851	16.7%	928.7	10.8%	18.6x	2.5x	ICB	74,749	+2.2%	5.2	NM	3.9x
Fuel & Power	1,772	1,785	-12.41	-0.70%	19	437,768	13.1%	344.5	4.0%	12.0x	1.4x	BERGERPBL	64,985	+1.9%	10.5	32.3x	6.8x
Cement	1,338	1,326	+11.84	+0.89%	7	82,587	2.5%	106.6	1.2%	34.1x	2.1x	MARICO	63,019	+1.9%	3.8	23.8x	45.4x
Services & Real Estate	1,051	1,054	-2.70	-0.26%	9	41,828	1.3%	56.2	0.7%	23.2x	0.9x	BRACBANK	55,687	+1.7%	183.2	15.4x	1.3x
Engineering	2,409	2,428	-19.00	-0.78%	40	273,582	8.2%	615.4	7.2%	11.6x	1.2x	LHBL	49,475	+1.5%	68.3	27.5x	3.1x
Food & Allied	13,859	13,813	+45.76	+0.33%	17	261,143	7.8%	158.3	1.8%	20.2x	6.1x	BXPBARMA	46,963	+1.4%	280.6	13.7x	1.5x
IT	2,179	2,183	-4.14	-0.19%	10	24,530	0.7%	149.6	1.7%	21.3x	2.4x	SUMITPOWER	44,851	+1.3%	26.8	7.9x	1.3x
Textile	1,145	1,135	+9.85	+0.87%	56	115,578	3.5%	443.5	5.2%	NM	0.8x	ISLAMIBANK	41,377	+1.2%	6.6	7.8x	0.7x
Paper & Printing	5,546	5,583	-37.70	-0.68%	4	15,677	0.5%	57.8	0.7%	269.7x	1.1x	OLYMPIC	36,389	+1.1%	8.0	18.0x	4.7x
Tannery	1,718	1,729	-10.68	-0.62%	6	18,528	0.6%	31.9	0.4%	NM	1.8x	DUTCHBANGLI	36,135	+1.1%	13.7	7.6x	1.1x
Jute	10,562	10,696	-134.31	-1.26%	3	2,356	0.1%	33.4	0.4%	NM	8.8x	TITASGAS	33,930	+1.0%	8.1	8.7x	0.5x
Ceramics	452	458	-5.54	-1.21%	5	23,346	0.7%	114.6	1.3%	66.0x	1.6x	EBL	29,874	+0.9%	3.9	7.5x	1.1x
Miscellaneous	1,975	1,989	-14.50	-0.73%	13	110,487	3.3%	378.9	4.4%	25.6x	1.2x	MJLBD	28,318	+0.8%	17.0	15.3x	2.1x
												GLAXOSMITH	26,932	+0.8%	1.4	26.0x	21.2x

Top Ten Gainers	Close Price (BDT)	Δ%	Turnover (BDT Mn)	PE	PB
WALTONHIL	378.0	+50.0%	0.1	8.1x	1.4x
FAREASTFIN	5.5	+10.0%	3.3	NM	4.8x
DELTAIFE	79.5	+10.0%	50.6	NM	NM
SUNLIFEINS	19.9	+9.9%	3.5	NM	NM
GREENDEL	58.7	+9.9%	28.3	15.9x	0.8x
PRIMELIFE	58.8	+9.9%	7.2	NM	NM
RUPALILIFE	65.5	+9.9%	135.0	NM	NM
NITOLINS	61.2	+9.9%	124.5	10.5x	2.2x
BIFC	6.7	+9.8%	1.8	NM	NM
BIFC	6.7	+9.8%	1.8	NM	NM

Top Ten Losers	Close Price (BDT)	Δ%	Turnover (BDT Mn)	PE	PB
BDWELDING	21.0	-8.3%	17.1	NM	1.8x
FIRSTFIN	7.9	-6.0%	1.1	NM	1.9x
ANWARGALV	111.8	-4.8%	18.6	54.7x	10.8x
BEACONPHAR	66.9	-4.4%	60.7	134.5x	5.1x
AFTABAUTO	27.7	-3.8%	4.6	66.7x	0.5x
BAYLEASING	18.3	-3.7%	2.5	19.5x	0.9x
MONNOCERA	145.5	-3.6%	62.9	NM	2.4x
JUTESPINN	143.1	-3.6%	1.5	NM	NM
BEXIMCO	24.0	-3.6%	227.3	22.2x	0.3x
AZIZPIPES	113.7	-3.4%	11.1	NM	NM

Top Twenty Free Float Mcap	Free Float Mcap (BDT Mn)	% of Total Free Float Mcap	PE	PB
SQRPHARMA	113,515	8.7%	12.6x	2.4x
BATBC	54,523	4.2%	18.0x	6.0x
RENATA	50,481	3.9%	24.1x	5.3x
GP	45,451	3.5%	13.4x	8.9x
BXPBARMA	40,769	3.1%	13.7x	1.5x
BRACBANK	31,023	2.4%	15.4x	1.3x
OLYMPIC	26,284	2.0%	18.0x	4.7x
EBL	20,446	1.6%	7.5x	1.1x
ISLAMIBANK	20,158	1.6%	7.8x	0.7x
CITYBANK	18,022	1.4%	13.5x	1.0x
LHBL	17,474	1.3%	27.5x	3.1x
PUBALIBANK	17,049	1.3%	17.6x	0.8x
BEXIMCO	16,794	1.3%	22.2x	0.3x
SUMITPOWER	16,501	1.3%	7.9x	1.3x
NBL	15,819	1.2%	5.7x	0.5x
UPGDCL	15,652	1.2%	21.8x	5.6x
PRIMEBANK	12,089	0.9%	16.7x	0.7x
IFIC	11,665	0.9%	8.3x	0.6x
SOUTHEASTB	11,356	0.9%	8.4x	0.5x
SHAHJABANK	11,289	0.9%	12.8x	1.2x

Most Traded Share	Close Price (BDT)	Δ%	Turnover (BDT Mn)	PE	PB
BXPBARMA	115.8	-0.7%	280.6	13.7x	1.5x
DBH	92.6	-0.5%	263.3	17.8x	2.5x
BEXIMCO	24.0	-3.6%	227.3	22.2x	0.3x
RUPALIINS	31.7	+9.7%	216.1	20.8x	1.5x
SANDHANINS	28.3	+9.7%	197.3	NM	NM
PURABIGEN	26.7	+9.4%	192.6	22.8x	2.0x
BRACBANK	42.0	-1.4%	183.2	15.4x	1.3x
POPULARLIF	83.5	+8.9%	156.7	NM	NM
SQRPHARM	205.5	-0.0%	146.3	12.6x	2.4x
FEDERALINS	22.3	+9.3%	142.7	31.0x	1.9x

Block Trade	Maximum Price (BDT)	Minimum Price (BDT)	Turnover (BDT Mn)	Quantity	No. of Trade
ACFL	29.2	29.2	2.0	70,000	1
BATBC	1150.2	1150.2	1.4	1,200	1
BAYLEASING	20	20	2.0	100,000	1
BRACBANK	42.6	41.8	27.4	650,000	24
BSCCL	142	142	0.7	5,000	1
CITYBANK	25.4	22.4	10.7	422,500	2
ESQUIRENIT	30.4	30.4	0.6	20,000	1
FINEFOODS	85.9	85.9	0.5	6,000	1
FUWANGFOOD	16.9	16.9	3.9	230,000	1
GP	354.1	354.1	6.1	17,217	2

Block Trade	Maximum Price (BDT)	Minimum Price (BDT)	Turnover (BDT Mn)	Quantity	No. of Trade
KARNAPHULI	26.2	26.2	0.7	25,000	1
MLDYEING	50	45	13.5	274,121	5
ORIONPHARM	56.4	56.4	56.4	1,000,000	1
PF1STMF	8.5	8.5	1.0	120,000	1
PIONEERINS	65.2	64.6	1.5	23,650	2
RUPALIINS	29.9	28.9	3.5	118,000	2
RUPALILIFE	63	53.8	16.6	272,800	4
SKTRIMS	62.9	57	24.6	424,000	31
SQURPHARMA	205.6	205.5	62.7	305,000	3
Total			235.9		85

Upcoming Record Dates

DSE Ticker	Right Share	Dividend		Event	Date
		Stock	Cash		
JANATAINS	-	0.0%	10.0%	Record Date	30-Sep-20

Important DSE News
WALTONHIL

(Q3 Un-audited): As per un-audited Q3 financial statements, profit after tax was Tk. 1,552.12 million and basic EPS of Tk. 5.17 for the 3 (three) months (January-March 2020) period ended on 31 March 2020 against profit after tax of Tk. 3,343.01 million and basic EPS of Tk. 11.14 for the same period of the previous year. However, Post-IPO basic EPS for the 3 (three) months (January-March 2020) period ended on 31 March 2020 would be Tk. 5.12. Moreover, profit after tax was Tk. 7,660.13 million and basic EPS of Tk. 25.53 for the 9 (nine) months (July 2019-March 2020) period ended on 31 March 2020 against profit after tax of Tk. 7,266.11 million and basic EPS of Tk. 24.22 for the same period of the previous year. However, Post-IPO EPS would be Tk. 25.29 for 9 (nine) months (July 2019-March 2020) period ended on 31 March 2020. Pre-IPO Net Asset Value (NAV) per share (considering Pre-IPO paid up shares) would be Tk. 266.38 as on 31 March 2020 and the same would be Tk. 267.01 (considering Post-IPO paid up shares). Pre-IPO paid-up number of shares for 3 (three) months (January-March 2020) and 9 (nine) months (July 2019-March 2020) period ended on 31 March 2020 was 300,000,000 which was same for the same period of the previous year and Post-IPO paid-up number of shares would be 302,928,343.

KEYACOSMET

The Company has informed that after hearing the matter, the Hon'ble Court was pleased to pass a judgement by condoning the delay and allowing the company to hold the 22nd Annual General Meeting for the year ended of 30th June, 2018. The Company has also informed that the date, time and venue for the 22nd Annual General Meeting will be informed later.

MPETROLEUM

The Company has informed that as per IMO Regulation, the decision was taken to sell duty-free marine fuel as a bunker to the local and foreign ships sailing in the waters of Bangladesh. The Company will receive sale margin of Tk. 0.55 against per liter.

PADMAOIL

The Company has informed that Bangladesh Petroleum Corporation has fixed excise duty free price of Marine fuel for supplies to foreign/local ships plying on water territory of Bangladesh arrived at Chattogram and Mongla Ports according to IMO Regulation. The Company will receive sale margin of Tk. 0.55 against per liter sale of Marine fuel.

PRIMEBANK

Mr. Khandker Mohammad Khaled, one of the Sponsors of the Company, has expressed his intention to sell 6,00,000 shares out of his total holding of 70,25,865 shares of the Company at prevailing market price (in the Block Market) through Stock Exchange (DSE) within October 31, 2020.

Disclaimer: This report has been prepared by BRAC EPL Stock Brokerage Ltd and is provided for information purposes. It is not, under any circumstances, to be used or considered as an offer to sell, or a solicitation of any offer to buy. Reasonable care has been taken to ensure that the information is not untrue and misleading. BRAC EPL Stock Brokerage Ltd makes no representation or warranty as to the accuracy or completeness of such information. All opinions and estimates included in this report constitute our judgment as of this date and are subject to change without notice.