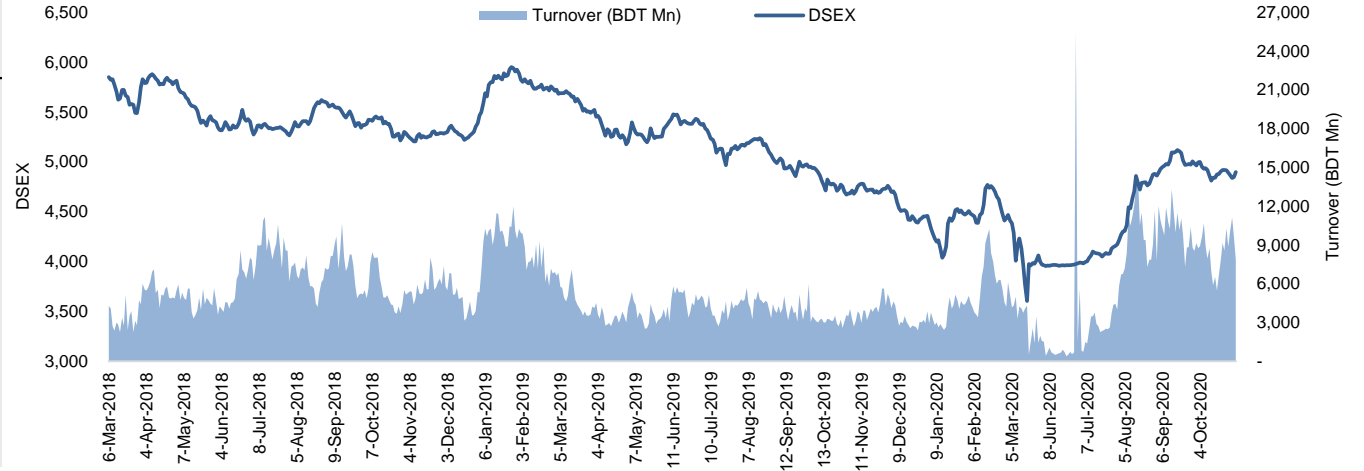


The market closed in green today. The benchmark index DSEX (+1.04%) gained 50.58 points and closed at 4,896.69. The blue-chip index DS30 (+1.18%), the Shariah-based index DSES (+1.10%), and the large-cap index CDSET (+0.87%) closed at 1,700.02, 1,110.91, and 987.98 points, respectively. All the large-cap sectors posted positive performance today. Engineering booked the highest gain of 3.08% followed by Fuel & Power (+1.59%), Pharmaceutical (+1.13%), NBF1 (+0.52%), Food & Allied (+0.39%), Bank (+0.17%), and Telecommunication (+0.04%), respectively. Block trades contributed 1.6% of the overall market turnover. Beximco Pharmaceuticals Ltd. (+7.2%) was the most traded share with a turnover of BDT 741 million.



Index	Closing	Opening	Point Δ	%Δ	YTD %Δ
DSEX	4,896.69	4,846.10	+50.58	+1.04%	+10.0%
DS30	1,700.02	1,680.13	+19.88	+1.18%	+12.3%
DSES	1,110.91	1,098.80	+12.11	+1.10%	+11.1%
CDSEI	987.98	979.48	+8.50	+0.87%	+9.8%

	Advanced	Declined	Unchanged	Total
All Category	203	81	74	358
A Category (Equity)	138	69	54	261
B Category (Equity)	36	8	12	56
N Category (Equity)	4	0	0	4
Z Category (Equity)	25	4	8	37
Mutual Funds	21	11	5	37
Corporate Bonds	1	1	0	2

		Today	Last Day	Daily %Δ
Mcap	Mn BDT	3,950,997	3,912,515	+1.0%
	Mn USD	46,504	46,051	
Turnover	Mn BDT	7,854	9,634	-18.5%
	Mn USD	92	113	
Volume	Mn Shares	328	375	-12.5%
No. of Trade		159,102	176,980	-10.1%

Figure: Sectorial Turnover (BDT Mn)

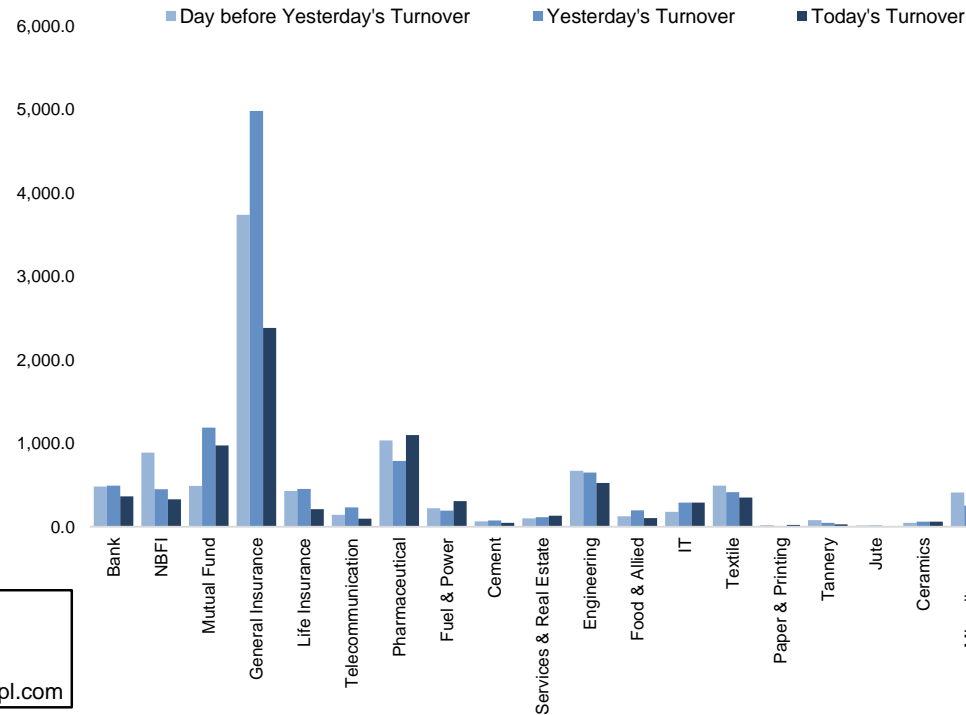
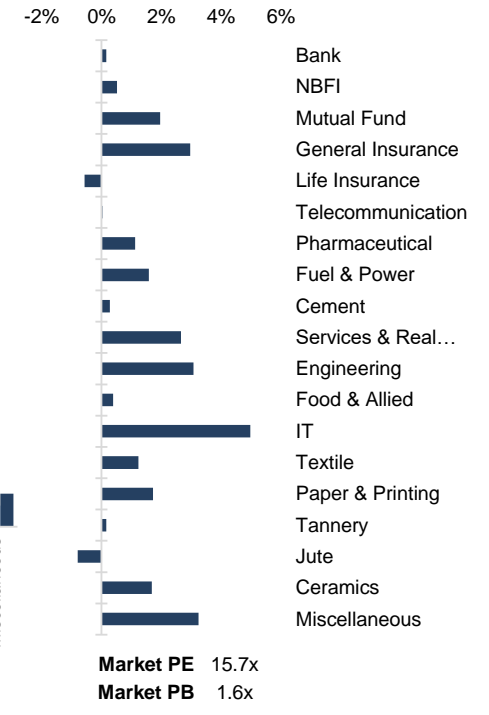


Figure: Sectorial Mcap Change



Market PE 15.7x
Market PB 1.6x

Md. Rafiqul Islam Research Associate (880) 1708805229 mrafiqulislam@bracepl.com
Md Mahirul Quddus Research Associate (880) 1709636546 mmahirul.quddus@bracepl.com

Sector Index	Closing	Opening	Points Δ	%Δ	No. of Companies	Mcap (BDT Mn)	% of Total Mcap	Turnover (BDT Mn)	% of Total Turnover	PE	PB	Top Twenty Market Cap	Mcap (BDT Mn)	% of Total Mcap	Turnover (BDT Mn)	PE	PB
Bank	1,316	1,314	+2.19	+0.17%	30	544,715	16.0%	363.1	4.7%	7.7x	0.7x	GP	444,519	13.1%	27.1	12.5x	10.5x
NBFI	1,921	1,911	+9.96	+0.52%	23	173,765	5.1%	327.8	4.2%	103.6x	1.9x	WALTONHIL	216,442	6.4%	91.9	29.5x	2.7x
Mutual Fund	841	825	+16.18	+1.96%	37	42,716	1.3%	973.8	12.6%	NM	0.8x	BATBC	196,128	5.8%	24.1	17.1x	5.3x
General Insurance	3,970	3,856	+114.47	+2.97%	36	94,646	2.8%	2,382.8	30.8%	22.5x	1.9x	SQRPHARMA	167,244	4.9%	78.0	12.5x	2.2x
Life Insurance	2,033	2,044	-11.62	-0.57%	12	53,818	1.6%	211.7	2.7%	NM	NM	UPGDCL	166,109	4.9%	127.1	23.1x	5.9x
Telecommunication	4,602	4,601	+1.63	+0.04%	2	467,358	13.7%	96.2	1.2%	12.8x	9.5x	RENATA	103,543	3.0%	7.0	25.8x	4.8x
Pharmaceutical	2,948	2,915	+33.02	+1.13%	32	557,399	16.4%	1,099.7	14.2%	18.8x	2.4x	ICB	72,216	2.1%	5.0	NM	3.8x
Fuel & Power	1,724	1,697	+26.93	+1.59%	20	439,552	12.9%	305.6	4.0%	12.4x	1.4x	MARICO	67,048	2.0%	3.6	23.0x	42.1x
Cement	1,247	1,244	+3.49	+0.28%	7	76,838	2.3%	47.4	0.6%	28.6x	1.9x	BERGERPBL	62,652	1.8%	5.3	31.1x	6.5x
Services & Real Estate	1,020	994	+26.44	+2.66%	9	41,197	1.2%	131.7	1.7%	26.1x	0.9x	BRACBANK	55,289	1.6%	104.1	15.3x	1.3x
Engineering	3,060	2,968	+91.44	+3.08%	40	364,836	10.7%	525.8	6.8%	27.0x	1.6x	BXPHARMA	51,425	1.5%	740.6	15.0x	1.7x
Food & Allied	13,234	13,182	+51.65	+0.39%	17	249,375	7.3%	102.6	1.3%	19.5x	5.5x	LHBL	45,642	1.3%	26.6	22.1x	2.7x
IT	2,167	2,064	+102.74	+4.98%	10	24,266	0.7%	290.2	3.8%	20.4x	2.1x	SUMITPOWER	42,181	1.2%	17.3	7.6x	1.3x
Textile	1,070	1,057	+13.11	+1.24%	56	109,688	3.2%	350.2	4.5%	52.5x	0.8x	ISLAMIBANK	41,860	1.2%	8.9	7.9x	0.7x
Paper & Printing	5,154	5,067	+87.33	+1.72%	4	14,536	0.4%	23.4	0.3%	93.0x	1.0x	OLYMPIC	36,289	1.1%	9.5	17.9x	4.4x
Tannery	1,665	1,662	+2.74	+0.16%	6	17,923	0.5%	28.3	0.4%	NM	1.7x	DUTCHBANGL	35,035	1.0%	3.5	7.7x	1.2x
Jute	8,731	8,801	-70.02	-0.80%	3	1,963	0.1%	8.1	0.1%	NM	9.5x	TITASGAS	34,524	1.0%	16.1	9.6x	0.5x
Ceramics	416	409	+6.91	+1.69%	5	21,824	0.6%	61.3	0.8%	75.9x	1.5x	EBL	28,900	0.8%	0.2	7.3x	1.0x
Miscellaneous	1,903	1,843	+59.90	+3.25%	13	107,194	3.1%	397.6	5.1%	24.9x	1.1x	GLAXOSMITH	25,842	0.8%	1.7	28.0x	18.3x
												MJLBD	25,752	0.8%	2.2	14.7x	2.2x

Top Ten Gainers	Close Price (BDT)	Δ%	Turnover (BDT Mn)	PE	PB
SAPORTL	24.1	+13.1%	29.7	34.0x	0.7x
FAMILYTEX	3.1	+10.7%	5.7	NM	0.3x
TUNGHAI	3.3	+10.0%	0.1	NM	0.3x
BDCOM	26.4	+10.0%	26.0	23.0x	1.7x
TALLUSPIN	4.4	+10.0%	0.1	NM	0.4x
DHAKAINS	55.1	+10.0%	29.6	25.8x	2.7x
AOL	29.8	+10.0%	3.8	21.5x	1.7x
KDSALTD	51.0	+9.9%	19.9	21.6x	2.1x
BNICL	41.2	+9.9%	41.2	20.1x	2.1x
EASTERNINS	86.2	+9.8%	31.6	23.6x	1.9x

Top Twenty Free Float Mcap	Free Float Mcap (BDT Mn)	% of Total Free Float Mcap	PE	PB
SQRPHARMA	109,428	8.5%	12.5x	2.2x
BATBC	51,876	4.0%	17.1x	5.3x
RENATA	50,550	3.9%	25.8x	4.8x
BXPHARMA	44,642	3.5%	15.0x	1.7x
GP	44,452	3.5%	12.5x	10.5x
BRACBANK	30,802	2.4%	15.3x	1.3x
OLYMPIC	26,212	2.0%	17.9x	4.4x
ISLAMIBANK	20,393	1.6%	7.9x	0.7x
EBL	20,178	1.6%	7.3x	1.0x
CITYBANK	18,022	1.4%	8.1x	0.9x
PUBALIBANK	17,119	1.3%	17.6x	0.8x
UPGDCL	16,611	1.3%	23.1x	5.9x
LHBL	16,121	1.3%	22.1x	2.7x
BEXIMCO	16,024	1.3%	21.2x	0.3x
SUMITPOWER	15,531	1.2%	7.6x	1.3x
NBL	14,604	1.1%	5.2x	0.4x
BEACONPHAR	13,776	1.1%	51.6x	4.3x
PRIMEBANK	11,620	0.9%	16.6x	0.7x
ALARABANK	11,142	0.9%	5.3x	0.8x
SOUTHEASTB	10,912	0.9%	8.1x	0.4x

Most Traded Share	Close Price (BDT)	Δ%	Turnover (BDT Mn)	PE	PB
BXPHARMA	126.8	+7.2%	740.6	15.0x	1.7x
ASIAPACINS	77.1	+5.6%	349.6	39.2x	3.6x
BEXIMCO	22.9	+8.0%	205.7	21.2x	0.3x
GRAMEENS2	15.9	+9.7%	165.0	NM	1.0x
EIL	43.2	+6.7%	128.2	43.4x	3.9x
ABB1STMF	7.0	+1.4%	127.9	NM	0.8x
UPGDCL	315.2	+3.2%	127.1	23.1x	5.9x
ADNTEL	42.7	+9.8%	122.6	14.9x	1.7x
PEOPLESINS	42.8	+8.4%	118.3	17.2x	1.5x
PURABIGEN	32.8	-4.1%	117.2	28.0x	2.4x

Top Ten Losers	Close Price (BDT)	Δ%	Turnover (BDT Mn)	PE	PB
ZEALBANGLA	175.9	-17.5%	7.8	NM	NM
GLOBALINS	51.4	-10.0%	13.2	44.6x	3.8x
DELTASPINN	5.8	-7.9%	2.4	36.2x	0.4x
PRIMELIFE	51.7	-7.2%	2.1	NM	NM
EASTLAND	36.0	-6.7%	111.2	28.5x	1.8x
ALLTEX	7.4	-6.3%	0.8	NM	0.7x
STYLECRAFT	172.1	-6.0%	14.8	87.0x	6.8x
AGRANINS	37.1	-5.8%	50.7	36.6x	2.1x
UNIONCAP	7.3	-5.2%	6.6	NM	1.4x
GREENDELTMF	6.6	-4.3%	49.4	NM	0.8x

Block Trade	Maximum Price (BDT)	Minimum Price (BDT)	Turnover (BDT Mn)	Quantity ('000)	No. of
AMANFEED	26.8	26.8	1.1	42	1
ASIAPACINS	72.5	70.5	1.4	20	2
BARKAPOWERR	30	30	0.6	21	1
BDCOM	25.7	25.7	0.5	20	1
GLOBALINS	57.1	53	5.8	106	2
GP	345	345	0.9	3	1
JAMUNABANK	16.2	16.2	48.6	3,000	3
KPPL	16	16	1.3	79	1
MERCINS	46.7	46.7	0.5	11	1
PF1STMF	7.6	7.6	0.6	85	1

Block Trade	Maximum Price (BDT)	Minimum Price (BDT)	Turnover (BDT Mn)	Quantity ('000)	No. of Trade
PIONEERINS	89	89	17.8	200	2
PRAGATILIF	83.3	83.3	0.5	6	1
RENATA	1182.8	1175	36.7	31	2
UPGDCL	302	302	9.1	30	1
Total			125.5		20

FAMILYTEX

The Board of Directors has recommended No Dividend for the year ended on June 30, 2020. Date of AGM: 24.12.2020. Time: 10:30 AM. Venue: Reshmi Community Center, Airport Road, Chattogram. Record Date: 03.12.2020. The Company has also reported EPS of Tk. (0.151), NAV per share of Tk. 11.48 and NOCFPS of Tk. (0.123) for the year ended on June 30, 2020 as against Tk. (0.079), Tk. 11.63 and Tk. (0.12) respectively for the same period of the previous year.

STYLECRAFT

The Board of Directors has recommended 10% stock dividend for the year ended on June 30, 2020. Date of AGM: 15.12.2020. Time: 11:00 AM, Venue: Digital Platform. Record Date: 19.11.2020. The Company has also reported EPS of Tk. 0.53, NAV per share of Tk. 26.96 and NOCFPS of Tk. (8.42) for the year ended on June 30, 2020 as against Tk. 3.10 (restated), Tk. 26.43 (restated) and Tk. 5.91 (restated) respectively for the same period of the previous year. Reason for significant deviation in EPS and NOCFPS compared to the previous year as follows: Sales, net profit after tax, EPS and NOCFPS have decreased due to overall impact of pandemic COVID-19. The Company has also informed that i) Bonus share has been recommended in view to utilize its retained amount as capital for business expansion as well as working capital; ii) Bonus shares is declared out of accumulated profit; iii) Bonus share is not declared from capital reserve or revaluation reserve or any unrealized gain or out of profit earned prior to incorporation of the Company or through reducing paid up capital or through doing anything so that the post dividend retained earnings become negative or debit balance.

MEGHNACEM

The Board of Directors has recommended 5% cash and 5% stock dividend for the year ended on June 30, 2020. Date of AGM: 07.12.2020, Time: 11:30 AM, Venue: Digital Platform. Record Date: 26.11.2020. The Company has also reported EPS of Tk. 2.08, NAV per share of Tk. 32.73 and NOCFPS of Tk. (4.71) for the year ended on June 30, 2020 as against Tk. 2.92, Tk. 33.19 and Tk. 39.45 respectively for the same period of the previous year. The Company has also informed that i) Bonus Shares has been recommended in view to utilize its retained amount as capital for further business expansion ii) The Bonus shares are declared out of accumulated profit of the Company iii) Bonus shares are not declared from capital reserve or revaluation reserve or any unrealized gain or out of profit earned prior to incorporation of the company or through reducing paid up capital or through doing anything so that the post-dividend retained earnings become negative or a debit balance.

NPOLYMAR

The Board of Directors has recommended 15% cash dividend for the year ended on June 30, 2020. Date of AGM: 21.12.2020, Time: 11:00 AM, Venue: Digital Platform. Record Date: 19.11.2020. The Company has also reported EPS of Tk. 4.12, NAV per share of Tk. 35.87 and NOCFPS of Tk. 6.66 for the year ended on June 30, 2020 as against Tk. 3.49, Tk. 31.95 and Tk. (2.69) respectively for the same period of the previous year.

KTL

The Board of Directors has recommended 2% cash for general shareholders excluding Sponsors & Directors and 8% stock dividend for all shareholders for the year ended on June 30, 2020. The Sponsors & Directors hold 3,26,48,611 shares out of total 10,76,90,000 shares of the Company and the cash dividend to be payable to the General shareholders is Tk. 1,50,08,277.80. Date of AGM: 24.12.2020, Time: 11:00 AM, Venue: Digital Platform. Record date: 22.11.2020. The Company has also reported EPS of Tk. 1.43, NAV per share of Tk. 17.63 and NOCFPS of Tk. 1.70 for the year ended on June 30, 2020 as against Tk. 2.11, Tk. 18.01 and Tk. 1.45 respectively for the same period of the previous year. The Company has also informed that i) retained amount of bonus share is to be used as capital for future business expansion, ii) Bonus share is declared out of accumulated profit. iii) Bonus share is not declared from capital reserve or revaluation reserve or any unrealized gain or out of profit earned prior to incorporation of the Company or through reducing paid up capital or through doing anything so that the post dividend retained earnings become negative or a debit balance.

SONARGAON

The Board of Directors has recommended No dividend for the year ended on June 30, 2020. Date of AGM: 24.12.2020, Time: 11:00 AM, Venue: Digital Platform. Record Date: 25.11.2020. The Company has also reported EPS of Tk. (3.72), NAV per share of Tk. 24.43 and NOCFPS of Tk. (0.78) for the year ended on June 30, 2020 as against Tk. 1.11, Tk. 28.45 and Tk. 0.55 respectively for the same period of the previous year. The Company has also informed that reason for significant deviation. in EPS, NAV and NOCFPS as follows: EPS has been decreased due to fail in production for closure of Mill in 3 consecutive months and adverse effect of COVID 19, write off Advance Income Tax, loss of stock sale and

Upcoming Corporate Events

DSE Ticker	Right Share	Dividend		Event	Date
		Stock	Cash		
ACMELAB	-	0.0%	25.0%	Record Date	10-Nov-20
FEKDIL	-	2.0%	3.0%	Record Date	12-Nov-20
SUMITPOWER	-	0.0%	20.0%	Record Date	15-Nov-20
ENVOYTEX	-	0.0%	5.0%	Record Date	15-Nov-20
BSRMSTEEL	-	0.0%	15.0%	Record Date	15-Nov-20
BSRMLTD	-	0.0%	15.0%	Record Date	15-Nov-20

Upcoming IPOs

Company Name	Event	Opening Date	Closing Date
Index Agro Industries	Bidding	01-11-20	04-11-20
Crystal Insurance	Subscription	10-11-20	16-11-20

Disclaimer: This report has been prepared by BRAC EPL Stock Brokerage Ltd and is provided for information purposes. It is not , under any circumstances, to be used or considered as an offer to sell, or a solicitation of any offer to buy. Reasonable care has been taken to ensure that the information is not untrue and misleading. BRAC EPL Stock Brokerage Ltd makes no representation or warranty as to the accuracy or completeness of such information. All opinions and estimates included in this report constitute our judgment as of this date and are subject to change without notice.

financial cost. NAV has been decreased due to Net loss after Tax, decrease in the Company's Retained Earnings and Assets. NOCFPS has been decreased due to lower sales and collection in the year under review.

Referring to their earlier news disseminated by DSE on 29.06.2020 regarding Close down of the factory, the Company has further informed that the Board of Directors has decided under compiling current circumstances, the management decided to close down the operation of the factory until further notice.

GHCL

The Board of Directors has recommended 5% cash dividend for all the shareholders except Directors (Directors hold 49,705,000 shares which is 69.04% of total shares and other shareholders will get cash dividend of Tk. 11,147,500.00) for the year ended on June 30, 2020. Date of AGM: 24.12.2020, Time: 11:00 AM, Venue: Will be Notified Later, Record Date: 26.11.2020. The Company has also reported EPS of Tk.0.25, NAV per share was Tk. 54.46, NOCFPS of Tk. 1.18 for the year ended on June 30, 2020 as against Tk. 0.88, Tk. 55.21 and Tk. 2.34 respectively for the same period of the previous year. The Company has also informed that due to Covid 19 and others, EPS and NOCFPS has been decreased

USMANIAGL

The Board of Directors has recommended No dividend for the year ended on June 30, 2020. Date of AGM: 24.12.2020, Time: 10:30 AM, Venue: Virtual Platform. Record Date: 24.11.2020. The Company has also reported EPS of Tk. (7.21), NAV per share of Tk. 92.45 and NOCFPS of Tk. (5.89) for the year ended on June 30, 2020 as against Tk. (6.21), Tk. 99.65 and Tk. (1.06) respectively for the same period of the previous year.

(Q1 Un-audited): EPS was Tk. (1.93) for July-September 2020 as against Tk. (1.37) for July-September 2019; NOCFPS was Tk. (1.01) for July-September 2020 as against Tk. (2.11) for July-September 2019. NAV per share was Tk. 90.51 as on September 30, 2020 and Tk. 98.29 as on September 30, 2019.

SAPORTL

The Board of Directors has recommended 8% cash dividend and 2% stock dividend for the year ended on June 30, 2020. Date of AGM: 23.12.2020, Time: 11:00 AM, Venue: Digital Platform. Record Date: 19.11.2020. The Company has also reported Consolidated EPS of Tk. 0.84, Consolidated NAV per share of Tk. 33.84 and Consolidated NOCFPS of Tk. 1.40 for the year ended on June 30, 2020 as against Tk. 0.64, Tk. 34.99 and Tk. 1.23 respectively for the same period of the previous year. The Company also informed that i) 8% was the highest percentage for the cash dividend, the audited financial supported for this year. ii) Bonus shares has been recommended to utilize its Share premium balance in terms of Section 57 (2) of the Companies Act 1994. : iii) Bonus share has not been declared from the capital reserve or revaluation or any unrealized Gain or out of earned prior to incorporation or through reducing paid up capital through doing anything so that the post dividend retained earnings will have negative impact.

ITC

The Board of Directors has recommended 5% Cash for General Shareholders excluding Sponsors & Directors and 5% Stock dividend for all shareholders for the year ended on June 30, 2020. Date of AGM: 10.12.2020, Time: 10:30 AM, Venue: Digital Platform. Record Date: 19.11.2020. The Company has also reported EPS of Tk. 1.21, NAV per share of Tk. 15.93 and NOCFPS of Tk. (0.78) for the year ended on June 30, 2020 as against Tk. 1.47, Tk. 15.21 and Tk. 1.83 respectively for the same period of the previous year. 5% in cash dividend for all General Shareholders value worth BDT 599,085,490.00 of Shares 59,908,549, i.e. 48.91% excluding Sponsor & Directors Portion of 62,560,655 shares i.e. 51.09%. The Company also has informed that i) Retained amount of bonus shares be used as Capital for further investment, ii) Bonus shares is declared out of accumulated profit and iii) Bonus shares is not declared from Capital Reserve or Revaluation Reserve or any

unrealized Gain or out of profit earned prior to incorporation of the Company or through reducing Paid up Capital or through doing anything so that the Post Dividend Retained Earnings become negative or a debit balance.

ASIAPACINS

(Q3 Un-audited): EPS was Tk. 0.50 for July-September 2020 as against Tk. 0.65 for July-September, 2019; EPS was Tk. 2.01 for January-September 2020 as against Tk. 1.93 for January-September 2019. NOCFPS was Tk. 2.45 for January-September 2020 as against Tk. 2.38 for January-September 2019. NAV per share was Tk. 20.68 as on September 30, 2020 and Tk. 20.45 as on September 30, 2019.

DHAKAINS

(Q3 Un-audited): EPS was Tk. 0.80 for July-September 2020 as against Tk. 0.52 for July-September 2019; EPS was Tk. 1.90 for January-September 2020 as against Tk. 1.54 for January-September 2019. NOCFPS was Tk. 1.78 for January-September 2020 as against Tk. 0.94 for January-September 2019. NAV per share (without Revaluation) was Tk. 19.94 as on September 30, 2020 and Tk. 19.49 as on December 31, 2019 and NAV per share (with Revaluation) was Tk. 30.58 as on September 30, 2020 and Tk. 30.13 as on 31.12.2019.

RUPALIINS

(Q3 Un-audited): EPS was Tk. 0.51 for July-September 2020 as against Tk. 0.28 for July-September 2019; EPS was Tk. 1.46 for January-September 2020 as against Tk. 1.45 for January-September 2019. NOCFPS was Tk. 0.92 for January-September 2020 as against Tk. 0.68 for January-September 2019. NAV per share was Tk. 21.18 as on September 30, 2020 and Tk. 21.06 as on December 31, 2019.

PROGRESLIF

The Board of Directors has recommended 10% stock dividend for the year ended on December 31, 2019. Date of AGM: 29.12.2020, Time: 12:00 noon, Venue: Digital Platform. Record Date: 22.11.2020. The Company has also reported EPS of Tk. 1.07, NAV per share of Tk. 21.87 and NOCFPS of Tk. (15.72) for the year ended on December 31, 2019 as against Tk. 1.72, Tk. 54.40 and Tk. (15.16) respectively for the same period of the previous year. The Company has further informed that a) Reason for declaration of Bonus share to comply Insurance Act- 2010 and repeatedly direction by the IDRA to raise paid up capital up to 30.00 crore immediately according to schedule 1. So, these are no alternatives to increase the paid up capital other than bonus share or right share issued. c) Bonus shares were not declared out of from capital reserve on revaluation reserve unrealized gain or out of profit earned prior to incorporation of the Company or through reducing paid up capital or through doing anything so that the post dividend retained earnings become negative or a debit balance

BXPHARMA

Dividend Declaration (Additional Information): The Company has further informed that declared Bonus Share along with the Cash Dividend considering its requirements of cash for the ongoing expansion projects and the investment needed in connection with Covid-19 Vaccine for which an exclusive distribution agreement has been signed with Serum Institute of India Pvt. Ltd (SII). The Bonus Share is declared out of accumulated profit. The Bonus Share is not declared from capital reserve or revaluation reserve or any unrealized gain or out of profit earned prior to incorporation of the Company or through reducing paid up capital or through doing anything so that the post-dividend retained earnings become negative.

SPCERAMICS

As per BSEC Notification No. SEC/CMRRC/2009-193/07/Admin/dated September 01, 2020 and subsequent BSEC letter No. SEC/SRMIC/98-548/146 dated October 29, 2020, the Company shall be placed in 'B' category from existing 'Z' category with effect from Today, November 01, 2020. DSE NEWS: The Stock Brokers

Disclaimer: This report has been prepared by BRAC EPL Stock Brokerage Ltd and is provided for information purposes. It is not , under any circumstances, to be used or considered as an offer to sell, or a solicitation of any offer to buy. Reasonable care has been taken to ensure that the information is not untrue and misleading. BRAC EPL Stock Brokerage Ltd makes no representation or warranty as to the accuracy or completeness of such information. All opinions and estimates included in this report constitute our judgment as of this date and are subject to change without notice.

and Merchant Bankers are requested to abstain from providing loan facilities to purchase security of Shinepukur Ceramics Limited in between 1st to 30th trading day after change of categorization, with effect from Today, November 01, 2020 as per BSEC Directive No. SEC/CMRRCD/2009-193/177 and BSEC Order No. SEC/CMRRCD/2009-193/178 dated October 27, 2015.

IFIC

(Q3 Un-audited): Consolidated EPS was Tk. 0.22 for July-September 2020 as against Tk. 0.40 for July-September 2019; Consolidated EPS was Tk. 0.76 for January-September 2020 as against Tk. 1.32 for January-September 2019. Consolidated NOCFPS was Tk. 3.07 for January-September 2020 as against Tk. 1.38 for January-September 2019. Consolidated NAV per share was Tk. 17.09 as on September 30, 2020 and Tk. 15.93 as on September 30, 2019.

TAKAFULINS

(Q3 Un-audited): EPS was Tk. 0.46 for July-September, 2020 as against Tk. 0.40 for July-September, 2019; EPS was Tk. 1.12 for January-September, 2020 as against Tk. 0.94 for January-September, 2019. NOCFPS was Tk. 1.29 for January-September, 2020 as against Tk. 0.88 for January-September, 2019. NAV per share was Tk. 18.34 as on September 30, 2020 and Tk. 17.23 as on December 31, 2019.

BERGERPBL

(Q2 Un-audited): Consolidated EPS was Tk. 14.26 for July-September 2020 as against Tk. 9.49 for July-September 2019; Consolidated EPS was Tk. 16.58 for April-September 2020 as against Tk. 20.61 for April-September 2019. Consolidated NOCFPS was Tk. 15.45 for April-September 2020 as against Tk. 29.91 for April-September 2019. Consolidated NAV per share was Tk. 191.28 as on September 30, 2020 and Tk. 204.20 as on March 31, 2020. establishment of 2nd unit of wholly owned subsidiary: The Board of the company has approved of the investment of BDT 914.8 million by Jenson & Nicholson (Bangladesh) Limited for the establishment of Second unit at Savar, Dhaka. The project is expected to be completed in 2022.

UNIONCAP

(Q3 Un-audited): Consolidated EPS was Tk. (1.23) for July-September 2020 as against Tk. (1.37) for July-September 2019; Consolidated EPS was Tk. (2.63) for January-September 2020 as against Tk. (1.13) for January-September 2019. Consolidated NOCFPS was Tk. (1.18) January-September 2020 as against Tk. 1.17 January-September 2019. Consolidated NAV per share was Tk. 4.58 as on September 30, 2020 and Tk. 7.21 as on December 31, 2019.

IDLC

(Q3 Un-audited): Consolidated EPS was Tk. 2.51 for July-September 2020 as against Tk. 0.68 for July-September 2019; Consolidated EPS was Tk. 4.27 for January-September 2020 as against Tk. 3.35 for January-September 2019. Consolidated NOCFPS was Tk. 29.69 for January-September 2020 as against Tk. 6.27 for January-September 2019. Consolidated NAV per share was Tk. 37.95 as on September 30, 2020 and Tk. 37.18 as on December 31, 2019.

SANDHANINS

(Q3 Un-audited): Decrease in consolidated life revenue account for July-September, 2020 was Tk. 191.57 million as against Tk. 216.60 million for July-September, 2019. Whereas decrease in consolidated life revenue account for Jan- September, 2020 was Tk. 321.01 million with consolidated total life insurance fund of Tk. 7,702.27 million as against Tk. 396.20 million and Tk. 7,976.49 million respectively for the same period of the previous year.

GREENDELTA

(Q3 Un-audited): Consolidated EPS was Tk. 1.98 for July-September 2020 as against Tk. 0.81 for July-September, 2019; Consolidated EPS was Tk. 3.53 for January-September, 2020 as against Tk. 2.05 for January-September, 2019. Consolidated NOCFPS was Tk. 5.23 for January-September, 2020 as against Tk. 1.28 for January-September, 2019. Consolidated NAV per share was Tk. 68.35 as on September 30, 2020 and Tk. 68.33 as on December 31, 2019.

RDFOOD

The Board of Directors has recommended 2% cash and 2% stock dividend for the year ended on June 30, 2020. Date of AGM: 09.01.2021, Time: 11:00 AM, Venue: Digital Platform. Record Date: 09.12.2020. The Company has also reported EPS of Tk. 0.31, NAV per share of Tk. 14.50 and NOCFPS of Tk. 0.45 for the year ended on June 30, 2020 as against Tk. 0.44 (restated) Tk. 14.90 and Tk. 0.81 respectively for the previous year. The Company has also informed that i) Bonus shares have been recommended in view to utilize its retained amount as capital for the Company's business expansion as well as working capital. ii) Bonus share have been declared out of Share Premium. iii) Bonus share have not been declared from capital reserve or revaluation reserve or any unrealized gain or out of profit earned prior to incorporation of the Company or through reducing paid up capital or through doing anything so that the post dividend retained earning become negative or a debit balance

NCCBANK

(Q3 Un-audited): Consolidated EPS was Tk. 0.60 for July-September 2020 as against Tk. 0.81 for July-September 2019; Consolidated EPS was Tk. 1.77 for January-September 2020 as against Tk. 2.03 for January-September 2019. Consolidated NOCFPS was Tk. 1.64 for January-September 2020 as against Tk. 5.52 for January-September 2019. Consolidated NAV per share was Tk. 21.30 as on September 30, 2020 and Tk. 20.39 as on September 30, 2019.

MERCINS

(Q3 Un-audited): Consolidated EPS was Tk. 0.75 for July-September, 2020 as against Tk. 0.13 for July-September, 2019; Consolidated EPS was Tk. 1.15 for January-September, 2020 as against Tk. 0.93 for January-September, 2019. Consolidated NOCFPS was Tk. 0.55 for January-September, 2020 as against Tk. 0.40 for January-September, 2019. Consolidated NAV per share was Tk. 19.45 as of September 30, 2020 and Tk. 18.27 as on December 31, 2019.

ABBANK

(Q3 Un-audited): Consolidated EPS was Tk. 0.11 for July-September 2020 as against Tk. 0.03 for July-September 2019; Consolidated EPS was Tk. 0.29 for January-September 2020 as against Tk. 0.18 for January-September 2019. Consolidated NOCFPS was Tk. (10.81) for January-September 2020 as against Tk. 31.11 for January-September 2019. Consolidated NAV per share was Tk. 31.06 as on September 30, 2020 and Tk. 30.17 as on September 30, 2019.

MATINSPINN

The Board of Directors has recommended 18% cash dividend for the year ended on June 30, 2020. Date of AGM: 14.12.2020, Time: 11:00 AM, Venue: Digital Platform. Record date: 26.11.2020. The Company has also reported EPS of Tk. 2.16, NAV per share with revaluation reserve of Tk. 49.29, and NOCFPS of Tk. 5.47 for the year ended on June 30, 2020 as against Tk. 0.97, Tk. 42.90 and Tk. 4.75 respectively for the same period of the previous year. year ended on June 30, 2020 as against Tk. 0.97, Tk. 42.90 and Tk. 4.75 respectively for the same period of the previous year.

Disclaimer: This report has been prepared by BRAC EPL Stock Brokerage Ltd and is provided for information purposes. It is not , under any circumstances, to be used or considered as an offer to sell, or a solicitation of any offer to buy. Reasonable care has been taken to ensure that the information is not untrue and misleading. BRAC EPL Stock Brokerage Ltd makes no representation or warranty as to the accuracy or completeness of such information. All opinions and estimates included in this report constitute our judgment as of this date and are subject to change without notice.

ISNLTD

The Board of Directors has recommended 1% cash dividend for the year ended on June 30, 2020. Date of AGM: 29.12.2020. Time: 11:30 AM, Venue: Digital Platform. Record Date: 25.11.2020. The Company has also reported EPS of Tk. 0.18, NAV per share of Tk. 12.94 and NOCFPS of Tk. 1.72 for the year ended on June 30, 2020 as against Tk. 0.40, Tk. 12.96 and Tk. 1.23 respectively for the same period of the previous year.

EASTERNINS

(Q3 Un-audited): EPS was Tk. 0.94 for July-September 2020 as against Tk. 0.60 for July-September 2019; EPS was Tk. 2.51 for January-September 2020 as against Tk. 2.15 for January-September 2019. NOCFPS was Tk. 2.82 for January-September 2020 as against Tk. 2.80 for January-September 2019. NAV per share was Tk. 45.30 as on September 30, 2020 and Tk. 44.54 as on December 31, 2019.

1STPRIMFMF

(Q3 Un-audited): EPU was Tk. 0.27 for July-September 2020 as against Tk. 0.17 for July-September 2019; EPU was Tk. 0.37 for January-September 2020 as against Tk. 0.81 for January-September 2019. NOCFPU was Tk. 0.21 for January-September 2020 as against Tk. 0.10 for January-September 2019. NAV per unit at market price was Tk. 10.61 as on September 30, 2020 and Tk. 8.96 as on December 31, 2019. NAV per unit at cost price was Tk. 17.72 as on September 30, 2020 and Tk. 18.05 as on December 31, 2019.

SIBL

(Q3 Un-audited): Consolidated EPS was Tk. 0.29 for July-September 2020 as against Tk. 0.34 for July-September 2019; Consolidated EPS was Tk. 0.77 for January-September 2020 as against Tk. 0.71 for January-September 2019. Consolidated NOCFPS was Tk. (4.98) for January-September 2020 as against Tk. 15.46 for January-September 2019. Consolidated NAV per share was Tk. 19.22 as on September 30, 2020 and Tk. 17.54 as on September 30, 2019. The Company also informed that NOCFPS is decreased compared to the same period of the last year mainly due to significant increase of investment of Customers.

PRIMEFIN

(Q3 Un-audited): Consolidated EPS was Tk. 0.12 for July-September 2020 as against Tk. 0.02 for July-September 2019; Consolidated EPS was Tk. 0.03 for January-September 2020 as against Tk. 0.07 for January-September 2019. Consolidated NOCFPS was Tk. 0.03 for January-September 2020 as against Tk. (0.08) for January-September 2019. Consolidated NAV per share was Tk. 8.97 as on September 30, 2020 and Tk. 8.82 as on September 30, 2019.

AGRANINS

(Q3 Un-audited): EPS was Tk. 0.17 for July-September 2020 as against Tk. 0.55 for July-September 2019; EPS was Tk. 0.62 for January-September 2020 as against Tk. 1.24 for January-September 2019. NOCFPS was Tk. 1.53 for January-September 2020 as against Tk. 0.09 for January-September 2019. NAV per share was Tk. 18.01 as on September 30, 2020 and Tk. 17.39 as on December 31, 2019.

INTECH

(Q3 Un-audited): EPS was Tk. 0.16 for July 2019 - March 2020 as against Tk. 1.34 for July 2018 - March 2019. NOCFPS was Tk. 0.20 for July 2019 - March 2020 as against Tk. 0.74 for July 2018 - March 2019. NAV per share was Tk. 10.86 as on March 31, 2020 and Tk. 11.64 as on March 31, 2019.

GSPFINANCE

(Q3 Un-audited): Consolidated EPS was Tk. 0.44 for July-September 2020 as against Tk. 0.41 for July-September 2019; Consolidated EPS was Tk. 1.11 for January-September 2020 as against Tk. 1.15 for Januar

y-September 2019. Consolidated NOCFPS was Tk. 1.67 for January-September 2020 as against Tk. 0.80 for January-September 2019. Consolidated NAV per share was Tk. 21.47 as on September 30, 2020 and Tk. 20.36 as on December 31, 2019.

SIBL

Refer to their earlier news disseminated by DSE on 29.12.2019 regarding Decision to Issuance of Mudaraba Perpetual Bond of BDT 500.00 crore, the Company has further informed that conversion of Perpetual Bond for BDT 500.00 crore into Common Equity if the bank's consolidated CET-1 falls below Bangladesh Bank requirement of 4.50% and stays below the level for three successive quarters. In this connection, the following decision has taken: The Board unanimously approved the conditional feature of SIBL Mudaraba Perpetual Bond of BDT 500.00 crore into common share as per Bangladesh Bank's requirement (presently 4.50%) and stays below that level for three successive quarters. The Company also informed that the Board unanimously decided to increase the Authorized Capital of the Bank from Tk. 1,000.00 crore to Tk. 3,000.00 crore through amendment of the Clause-5 of the Memorandum of Association and Article-4 of the Articles of Association of the Bank subject to approval of Bangladesh Bank. Details of the EGM are as follows: Date of EGM: 13.12.2020, Time 11:00 AM, Venue: Digital Platform. Record date: 19.11.2020

TRUSTBANK

(Q3 Un-audited): Consolidated EPS was Tk. 2.08 for July-September 2020 as against Tk. 0.88 for July-September 2019; Consolidated EPS was Tk. 4.08 for January-September 2020 as against Tk. 2.57 for January-September 2019. Consolidated NOCFPS was Tk. 43.47 January-September 2020 as against Tk. 36.34 January-September 2019. Consolidated NAV per share was Tk. 27.76 as on September 30, 2020 and Tk. 23.12 as on September 30, 2019.

The Company has called an EGM with reference to their earlier news disseminated on 28 June 2020 regarding issuance of Perpetual Bond of BDT 400.00 Crore (Taka Four Hundred Crore) only, this is for further information of all concerned that, Bangladesh Bank approved the issuance of the Bond with the provision of 'Conversion to Common Equity' stating "if the Bank's consolidated CET-I ratio falls below Bangladesh Bank's requirement of 4.50% and stays below the level for three successive quarters, then, the 3rd quarter-end date of consecutive below-minimum CET-I Ratio would be considered as the Tigger-Point". In line with Bangladesh Bank's approval, the Board of Directors of the Bank has recommended for issuance Perpetual Bonds of BDT 400.00 Crore (Taka Four Hundred Crore) with conversion feature in the event of a Tigger-Point to raise Additional Tire-I Capita subject to approval of shareholders in the Extraordinary General Meeting (EGM) to be held as per following schedule: Date & Time of the 15th EGM: 21.12.2020, Time: 11:00 AM, Venue: Digital Platform; Record Date 19.11.2020

FBFIF

(Q1 Un-audited): EPU was Tk. 1.13 for July-September, 2020 as against Tk. (0.19) for July-September, 2019; NOCFPU was Tk. 0.07 for July-September, 2020 as against Tk. 0.02 for July-September, 2019. NAV per unit at market price was Tk. 10.27 as on September 30, 2020 and Tk. 9.14 as on June 30, 2020. NAV per unit at cost price was Tk. 10.80 as on September 30, 2020 and Tk. 10.69 as on June 30, 2020.

EBL1STMF

(Q1 Un-audited): EPU was Tk. 1.27 for July-September, 2020 as against Tk. (0.14) for July-September, 2019; NOCFPU was Tk. 0.07 for July-September, 2020 as against Tk. 0.11 for July-September, 2019. NAV per unit at market price was Tk. 10.42 as on September 30, 2020 and Tk. 9.15 as on June 30, 2020. NAV per unit at cost price was Tk. 11.12 as on September 30, 2020 and Tk. 11.01 as on June 30, 2020.

Disclaimer: This report has been prepared by BRAC EPL Stock Brokerage Ltd and is provided for information purposes. It is not, under any circumstances, to be used or considered as an offer to sell, or a solicitation of any offer to buy. Reasonable care has been taken to ensure that the information is not untrue and misleading. BRAC EPL Stock Brokerage Ltd makes no representation or warranty as to the accuracy or completeness of such information. All opinions and estimates included in this report constitute our judgment as of this date and are subject to change without notice.

TRUSTB1MF

(Q1 Un-audited): EPU was Tk. 1.30 for July-September, 2020 as against Tk. (0.17) for July-September, 2019; NOCFPU was Tk. 0.07 for July-September, 2020 as against Tk. 0.10 for July-September, 2019. NAV per unit at market price was Tk. 10.59 as on September 30, 2020 and Tk. 9.29 as on June 30, 2020. NAV per unit at cost price was Tk. 11.17 as on September 30, 2020 and Tk. 11.04 as on June 30, 2020.

EXIM1STMF

(Q1 Un-audited): EPU was Tk. 1.08 for July-September, 2020 as against Tk. (0.17) for July-September, 2019; NOCFPU was Tk. 0.09 for July-September, 2020 as against Tk. 0.16 for July-September, 2019. NAV per unit at market price was Tk. 10.38 as on September 30, 2020 and Tk. 9.31 as on June 30, 2020. NAV per unit at cost price was Tk. 11.12 as on September 30, 2020 and Tk. 11.06 as on June 30, 2020.

PURABIGEN

(Q3 Un-audited): EPS was Tk. 0.25 for July-September 2020 as against Tk. 0.24 for July-September 2019; EPS was Tk. 0.92 for January-September 2020 as against Tk. 0.75 for January-September 2019. NOCFPS was Tk. 1.36 for January-September 2020 as against Tk. 0.22 for January-September 2019. NAV per share was Tk. 13.01 as on September 30, 2020 and Tk. 12.62 as on September 30, 2019.

IFIC1STMF

(Q1 Un-audited): EPU was Tk. 1.32 for July-September, 2020 as against Tk. (0.13) for July-September, 2019; NOCFPU was Tk. 0.04 for July-September, 2020 as against Tk. 0.04 for July-September, 2019. NAV per unit at market price was Tk. 10.29 as on September 30, 2020 and Tk. 8.97 as on June 30, 2020. NAV per unit at cost price was Tk. 11.13 as on September 30, 2020 and Tk. 11.02 as on June 30, 2020.

1JANATAMF

(Q1 Un-audited): EPU was Tk. 1.23 for July-September, 2020 as against Tk. (0.17) for July-September, 2019; NOCFPU was Tk. 0.08 for July-September, 2020 as against Tk. 0.10 for July-September, 2019. NAV per unit at market price was Tk. 10.55 as on September 30, 2020 and Tk. 9.32 as on June 30, 2020. NAV per unit at cost price was Tk. 11.33 as on September 30, 2020 and Tk. 11.19 as on June 30, 2020.

ICBAMCL2ND

(Q1 Un-audited): EPU was Tk. 0.13 for July-September, 2020 as against Tk. 0.08 for July-September, 2019; NOCFPU was Tk. 0.03 for July-September, 2020 as against Tk. 0.04 for July-September, 2019. NAV per unit at market price was Tk. 7.77 as on September 30, 2020 and Tk. 6.29 as on June 30, 2020. NAV per unit at cost price was Tk. 13.22 as on September 30, 2020 and Tk. 13.59 as on June 30, 2020.

ICBEPMF1S1

(Q1 Un-audited): EPU was Tk. 0.13 for July-September, 2020 as against Tk. 0.01 for July-September, 2019; NOCFPU was Tk. 0.01 for July-September, 2020 as against Tk. 0.03 for July-September, 2019. NAV per unit at market price was Tk. 6.72 as on September 30, 2020 and Tk. 5.58 as on June 30, 2020. NAV per unit at cost price was Tk. 11.51 as on September 30, 2020 and Tk. 11.88 as on June 30, 2020.

PRIME1ICBA

(Q1 Un-audited): EPU was Tk. 0.33 for July-September, 2020 as against Tk. 0.11 for July-September, 2019; NOCFPU was Tk. 0.05 for July-September, 2020 as against Tk. 0.08 for July-September, 2019. NAV per unit at market price was Tk. 7.69 as on September 30, 2020 and Tk. 6.14 as on June 30, 2020. NAV per unit at cost price was Tk. 11.70 as on September 30, 2020 and Tk. 11.87 as on June 30, 2020.

PF1STMF

(Q1 Un-audited): EPU was Tk. 0.07 for July-September, 2020 as against Tk. 0.09 for July-September, 2019; NOCFPU was Tk. 0.03 for July-September, 2020 as against Tk. 0.05 for July-September, 2019. NAV per unit at market price was Tk. 6.93 as on September 30, 2020 and Tk. 5.89 as on June 30, 2020. NAV per unit at cost price was Tk. 11.50 as on September 30, 2020 and Tk. 11.93 as on June 30, 2020.

ICB3RDNRB

(Q1 Un-audited): EPU was Tk. 0.15 for July-September, 2020 as against Tk. 0.09 for July-September, 2019; NOCFPU was Tk. 0.02 for July-September, 2020 as against Tk. 0.04 for July-September, 2019. NAV per unit at market price was Tk. 6.86 as on September 30, 2020 and Tk. 5.59 as on June 30, 2020. NAV per unit at cost price was Tk. 11.39 as on September 30, 2020 and Tk. 11.74 as on June 30, 2020.

IFILISLMF1

(Q1 Un-audited): EPU was Tk. 0.06 for July-September, 2020 as against Tk. 0.07 for July-September, 2019; NOCFPU was Tk. 0.01 for July-September, 2020 as against Tk. (0.03) for July-September, 2019. NAV per unit at market price was Tk. 7.40 as on September 30, 2020 and Tk. 6.40 as on June 30, 2020. NAV per unit at cost price was Tk. 10.76 as on September 30, 2020 and Tk. 11.11 as on June 30, 2020.

ICBSONALI1

(Q1 Un-audited): EPU was Tk. 0.35 for July-September, 2020 as against Tk. 0.14 for July-September, 2019; NOCFPU was Tk. (0.10) for July-September, 2020 as against Tk. 0.10 for July-September, 2019. NAV per unit at market price was Tk. 8.38 as on September 30, 2020 and Tk. 6.75 as on June 30, 2020. NAV per unit at cost price was Tk. 11.22 as on September 30, 2020 and Tk. 11.37 as on June 30, 2020.

ICBAGRANI1

(Q1 Un-audited): EPU was Tk. 0.21 for July-September, 2020 as against Tk. 0.18 for July-September, 2019; NOCFPU was Tk. 0.07 for July-September, 2020 as against Tk. 0.07 for July-September, 2019. NAV per unit at market price was Tk. 9.00 as on September 30, 2020 and Tk. 7.67 as on June 30, 2020. NAV per unit at cost price was Tk. 10.67 as on September 30, 2020 and Tk. 10.95 as on June 30, 2020.

SEMLIBLSF

(Q1 Un-audited): EPU was Tk. 1.19 for July-September, 2019 as against Tk. (0.23) for July-September, 2019; NOCFPU was Tk. 0.13 for July-September, 2020 as against Tk. 0.16 for July-September, 2019. NAV per unit at market price was Tk. 10.15 as on September 30, 2020 and Tk. 8.96 as on June 30, 2020. NAV per unit at cost price was Tk. 11.21 as on September 30, 2020 and Tk. 11.03 as on June 30, 2020.

FAREASTFIN

(Q3 Un-audited): EPS was Tk. (0.59) for July-September, 2020 as against Tk. (2.63) for July-September, 2019; EPS was Tk. (1.70) for January-September, 2020 as against Tk. (6.08) for January-September, 2019. NOCFPS was Tk. 1.30 for January-September, 2020 as against Tk. (0.81) for January-September, 2019. NAV per share was Tk. 1.15 as on September 30, 2020 and Tk. 2.85 as on December 31, 2019.

FEKDIL

The auditor of Far East Knitting & Dyeing Industries Limited has given the following Emphasis of Matter in the audit report of the Company prepared for the year ended on 30 June 2020. Emphasis of Matter: I. We draw attention, as per section 264 of "Labor Act 2006 (Amended in 2013 and 2018)", any company may constitute a provident fund for the benefits of its workers. Far East Knitting and Dyeing Industries Limited has constituted

Disclaimer: This report has been prepared by BRAC EPL Stock Brokerage Ltd and is provided for information purposes. It is not, under any circumstances, to be used or considered as an offer to sell, or a solicitation of any offer to buy. Reasonable care has been taken to ensure that the information is not untrue and misleading. BRAC EPL Stock Brokerage Ltd makes no representation or warranty as to the accuracy or completeness of such information. All opinions and estimates included in this report constitute our judgment as of this date and are subject to change without notice.

Workers Welfare Fund. instead of Provident Fund by single contribution from the company. II. We draw attention to Note No. 18 of the Financial Statements, the company has contributed an aggregate amount of Tk. 7,200,000 per year (Tk. 600,000 per month) as Gratuity for the year ended June 30, 2020. This contribution to the Gratuity Fund needs to comply with the provision of section 2(10) of "Labor Act 2006 (Amended in 2013 & 2018)". Recognition of the Gratuity Fund from National Board of Revenue (NBR) is in under process. Our opinion is not modified in respect of this matter.

ENVOYTEX

The auditor of Envoy Textiles Limited has given the following Emphasis of Matter in the audit report of the Company prepared for the year ended on 30 June 2020. Emphasis of Matter: We draw attention to the following notes: Note no. 4.14 and 26.01, the company has kept BDT. 27,810,211 as provision for 10 % liability for payment in Workers Welfare Foundation Fund. Note no. 4.02, the last revaluation on Property, plant and equipment was performed on 2010 by an Independent valuer. Note no. 36.01, the company had paid BDT. 8,896,125 remuneration to the executive chairman

SONARGAON

The auditor of the Sonargaon Textiles Ltd has given the "Qualified Opinion" & "Emphasis of Matter" paragraphs in the Auditor's Report for the year ended on 30 June 2020. In this regard, we may disseminate the following news through our online trading system: Qualified Opinion: As disclosed in the note 6.00 of the financial statements regarding Trade & Other Receivables amounting to TK 358,537,069. In respect of amount of TK 115,908,494 which is seems to unrealizable and the management did not make provision on the doubtful receivable. So the financial statements are misstated by the overstatement of Trade & Other Receivables by the amount. Emphasis of Matter: We would like to draw your attention to Note 14 which describes the Company's on-going legal proceedings with two of their financial institutions: Mutual Trust Bank Limited and Bangladesh Development Bank Limited. Our audit opinion is not qualified in respect to this matter emphasized.

WATACHEM

The auditor of the Wata Chemicals Limited has given the "Qualified Opinion" & "Emphasis of Matter" paragraphs in the Auditor's Report for the year ended on 30 June 2020. In this regard, we may disseminate the following news through our online trading system: Qualified Opinion: 1.Reference to Note # 02 to the financial statements, no depreciation has been charged on LABSA plant and BCP plant of the company on the ground that these plants are not in use since 2008. However, as per Para 55 of IAS 16, a company should not cease the depreciation when the assets become idle or is retired from active use unless the assets are fully depreciated. As a result, depreciation for the current year has been undercharged by Taka 7,476,851. 2. Reference to Note # 12 to the financial statements, the Company has revalued its Property, Plant and Equipment in 2008 but the amount of surplus between depreciation based on the revalued carrying amount of the assets and depreciation based on the asset's original cost was not transferred from Revaluation Surplus to Retained Earnings for a total of 04 (Four) years from 2008-2011 as per Para 41 of IAS 16. Moreover, the company has not maintained Fixed Asset Register properly. 3. Reference to Note # 23 to the financial statements, provision for WPPF of Taka 35,171,413 has been provided by the company and the same is shown under the head of "Workers Profit Participation Fund and Welfare Fund" as current liabilities in the financial statements as on 30 June 2020. However, the amount has not been distributed yet with a proportion of 80:10:10 to the Participatory Fund, Welfare Fund and Workers' Welfare Foundation Fund respectively as per the Labor Act 2006 as amended in 2013 although the company has executed Trust Deeds this year. Moreover, the fund amount has been used by the company in its operation as internal source of financing without providing any interest for such usage as per section 240(3) of the said act. 4. As per Section 99 of the Labor Act 2006 as amended in 2013, it is required that "In the establishments wherein minimum of 100 permanent workers are employed, must introduce group insurance in the manner prescribed by rules". However, the

company has not introduced yet group insurance for permanent employees despite being employed more than 100 permanent employees. This indicates non-compliance of the provision of the section 99 of the Labor Act 2006 as amended in 2013. Emphasis of Matter: Without modifying our opinion, we report as follows: 1. As disclosed in Note # 53 to the financial statements, the Company temporarily closed its Head Office for at least 1.5 months in response to COVID-19 while Factory operation had been continuing at very limited scale just to keep the machineries running and continuing services to Dhaka and Chittagong WASA. At this point, the Company has financially affected by the ongoing COVID-19 pandemic on the Company's business, results of operations, financial position and cash flows for the year ended 30 June 2020. However, management's evaluation of the events and conditions and management's plans to mitigate these matters have been described in the Note # 53. 2.No physical verification of the company's inventories as disclosed in Note # 5 to the financial statements was conducted by us and by the company as on 30 June 2020 considering health and safety issues due to Corona Pandemic. However, to confirm the inventories as at 30 June 2020, we have applied alternative audit procedures subsequently during our field audit works as per the guidelines issued by the International federation of Accountants (IFAC) and The Institute of Chartered Accountants of Bangladesh (ICAB) in this regard. 3.In Note # 51 to the financial statements, the company has disclosed the "Contingent Liabilities" of Taka 41,427,896 against the claim from The Company has filed an appeal to the Appellate Tribunal which is still pending. 4.In Note # 06 to the financial statements, the Company has explained the reason for not making any loss allowance against Trade Receivable for Expected Credit Loss (ECL) in accordance with the requirements of IFRS 9. 5. As disclosed in Note # 8.02 to the financial statements "Advances, Prepayments and Deposits" include Taka 617,111,494 as advance against capital expenditures payment to suppliers for BMRE works in respect of new Plant & Equipment. However, a portion of such expenditure was financed by short term loan instead of long term loan. 6.Reference to Note # 02 to the financial statements, the company has disclosed the policy of impairment testing as per IAS 36 in respect to its non-current assets. 7. As disclosed in Note # 1.31 to the financial statements, the company does not have Employees Gratuity Fund.

PRIMELIFE

BSEC News: BSEC has fined BDT 4.00 crore to Mrs. Sabiha Khaleque, (one of the Sponsor Shareholders of the Company) for non-compliance of securities laws.

Disclaimer: This report has been prepared by BRAC EPL Stock Brokerage Ltd and is provided for information purposes. It is not , under any circumstances, to be used or considered as an offer to sell, or a solicitation of any offer to buy. Reasonable care has been taken to ensure that the information is not untrue and misleading. BRAC EPL Stock Brokerage Ltd makes no representation or warranty as to the accuracy or completeness of such information. All opinions and estimates included in this report constitute our judgment as of this date and are subject to change without notice.