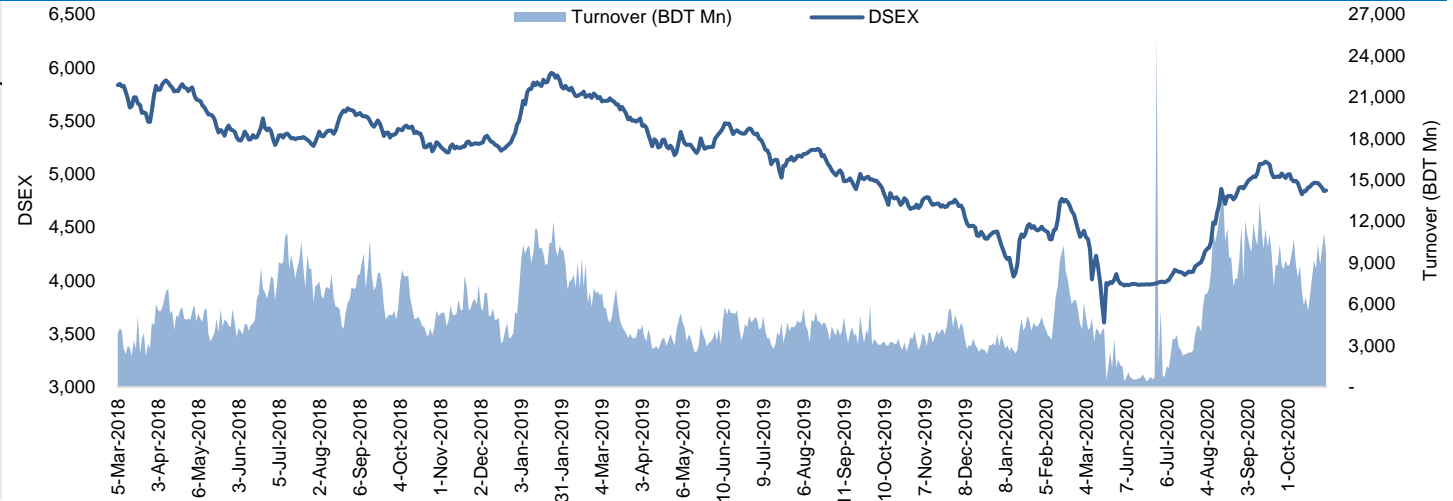


## Daily Market Update

The market closed in green today. The benchmark index DSEX (+0.16%) gained 7.58 points and closed at 4,846.10. The blue-chip index DS30 (+0.88%), the Shariah-based index DSES (+0.41%), and the large-cap index CDSET (+0.52%) closed at 1,680.13, 1,098.80, and 979.48 points, respectively. All the large-cap sectors posted positive performance today except NBF1 (-0.01%) and Pharmaceutical (-0.14%). Engineering booked the highest gain of 4.92% followed by Fuel & Power (+2.85%), Telecommunication (+0.13%), Bank (+0.02%) and Food & Allied (+0.00%), respectively. Block trades contributed 1.7% of the overall market turnover. Beximco Pharmaceuticals Ltd. (+0.9%) was the most traded share with a turnover of BDT 633 million.



Index	Closing	Opening	Point Δ	%Δ	YTD %Δ
DSEX	4,846.10	4,838.52	+7.58	+0.16%	+8.8%
DS30	1,680.13	1,665.50	+14.63	+0.88%	+11.0%
DSES	1,098.80	1,094.28	+4.52	+0.41%	+9.9%
CDSET	979.48	974.43	+5.05	+0.52%	+8.9%

	Advanced	Declined	Unchanged	Total
All Category	154	135	65	354
A Category (Equity)	104	107	46	257
B Category (Equity)	27	14	15	56
N Category (Equity)	2	2	0	4
Z Category (Equity)	21	12	4	37
Mutual Funds	11	22	4	37
Corporate Bonds	2	0	0	2

	Today	Last Day	Daily %Δ	
Mcap	Mn BDT	3,912,515	3,889,871	+0.6%
	Mn USD	46,051	45,785	
Turnover	Mn BDT	9,634	11,120	-13.4%
	Mn USD	113	131	
Volume	Mn Shares	375	449	-16.6%
No. of Trade		176,980	207,968	-14.9%

<b>Md. Rafiqul Islam</b> Research Associate (880) 1708805229 mrafiqulislam@bracepl.com	<b>Md Mahirul Quddus</b> Research Associate (880) 1709636546 mmahirul.quddus@bracepl.com
---	---

Figure: Sectorial Turnover (BDT Mn)

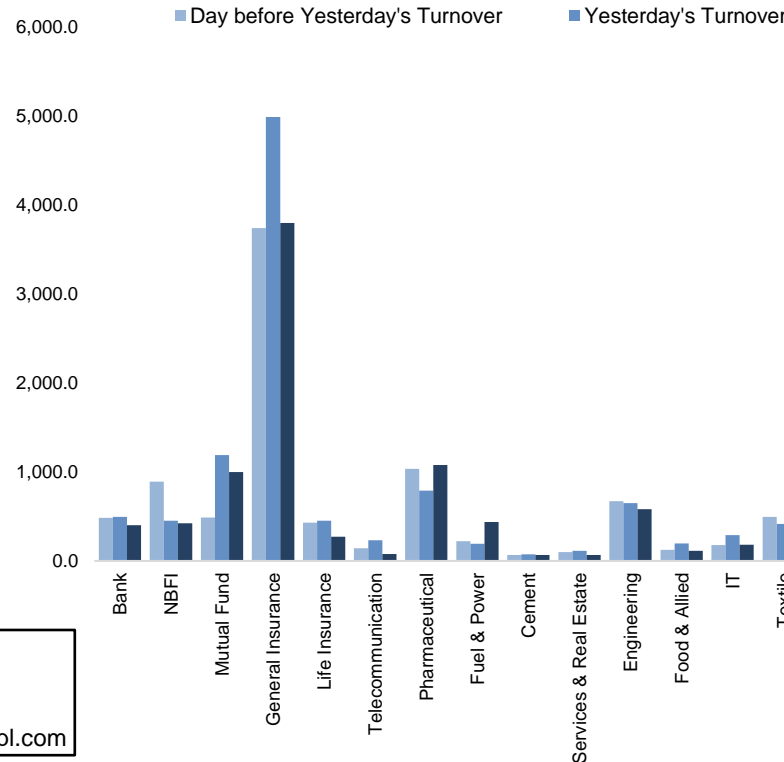
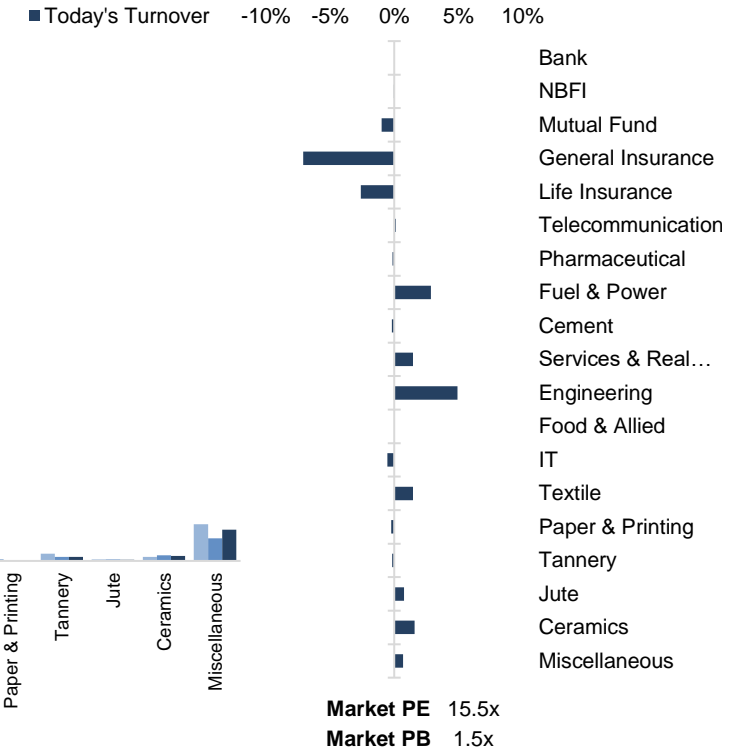


Figure: Sectorial Mcap Change



Market PE 15.5x  
Market PB 1.5x

Sector Index	Closing	Opening	Points Δ	%Δ	No. of Companies	Mcap (BDT Mn)	% of Total Mcap	Turnover (BDT Mn)	% of Total Turnover	PE	PB	Top Twenty Market Cap	Mcap (BDT Mn)	% of Total Mcap	Turnover (BDT Mn)	PE	PB
Bank	1,314	1,314	+0.28	+0.02%	30	543,809	16.2%	401.6	4.2%	7.7x	0.7x	GP	445,194	13.2%	26.3	12.5x	10.5x
NBFI	1,911	1,911	-0.24	-0.01%	23	172,864	5.1%	423.5	4.5%	103.0x	1.9x	WALTONHIL	207,657	6.2%	80.1	28.3x	2.6x
Mutual Fund	817	825	-8.19	-0.99%	37	41,895	1.2%	996.9	10.5%	NM	0.8x	BATBC	195,552	5.8%	37.8	17.0x	5.2x
General Insurance	3,582	3,856	-274.00	-7.11%	36	91,917	2.7%	3,794.9	40.1%	21.8x	1.9x	SQURPHARMA	167,497	5.0%	107.3	12.5x	2.2x
Life Insurance	1,991	2,044	-53.23	-2.60%	12	54,125	1.6%	270.9	2.9%	NM	NM	UPGDCL	160,892	4.8%	165.9	22.4x	5.7x
Telecommunication	4,606	4,601	+5.76	+0.13%	2	467,192	13.9%	79.1	0.8%	12.8x	9.5x	RENATA	103,791	3.1%	22.8	25.9x	4.8x
Pharmaceutical	2,911	2,915	-4.04	-0.14%	32	551,155	16.4%	1,075.4	11.4%	18.5x	2.3x	ICB	71,602	2.1%	3.4	NM	3.8x
Fuel & Power	1,746	1,697	+48.44	+2.85%	20	432,687	12.9%	437.6	4.6%	12.2x	1.4x	MARICO	66,131	2.0%	28.0	22.7x	41.5x
Cement	1,241	1,244	-2.39	-0.19%	7	76,623	2.3%	67.7	0.7%	28.5x	1.9x	BERGERPBL	61,344	1.8%	4.8	30.5x	6.4x
Services & Real Estate	1,008	994	+14.51	+1.46%	9	40,130	1.2%	65.2	0.7%	25.4x	0.8x	BRACBANK	55,024	1.6%	92.3	15.3x	1.2x
Engineering	3,114	2,968	+146.15	+4.92%	40	353,723	10.5%	579.5	6.1%	26.6x	1.6x	BXPBARMA	47,977	1.4%	633.0	14.0x	1.6x
Food & Allied	13,183	13,182	+0.62	+0.00%	17	248,402	7.4%	112.3	1.2%	19.5x	5.5x	LHBL	45,642	1.4%	36.6	22.1x	2.7x
IT	2,053	2,064	-10.77	-0.52%	10	23,115	0.7%	183.3	1.9%	19.4x	2.0x	SUMITPOWER	42,502	1.3%	12.3	7.7x	1.3x
Textile	1,073	1,057	+15.50	+1.47%	56	108,345	3.2%	504.3	5.3%	44.1x	0.7x	ISLAMIBANK	42,021	1.2%	8.8	8.0x	0.7x
Paper & Printing	5,055	5,067	-12.30	-0.24%	4	14,290	0.4%	7.4	0.1%	91.5x	1.0x	OLYMPIC	35,749	1.1%	4.9	17.7x	4.3x
Tannery	1,659	1,662	-2.73	-0.16%	6	17,893	0.5%	44.5	0.5%	NM	1.7x	DUTCHBANGL	35,035	1.0%	9.6	7.7x	1.2x
Jute	8,869	8,801	+68.00	+0.77%	3	1,978	0.1%	13.7	0.1%	NM	9.6x	TITASGAS	34,326	1.0%	16.8	9.5x	0.5x
Ceramics	416	409	+6.46	+1.58%	5	21,462	0.6%	56.4	0.6%	74.6x	1.4x	EBL	28,819	0.9%	2.5	7.2x	1.0x
Miscellaneous	1,856	1,843	+12.67	+0.69%	13	103,820	3.1%	351.7	3.7%	24.1x	1.1x	MJLBD	25,594	0.8%	7.9	14.6x	2.2x
												GLAXOSMITH	25,298	0.8%	3.1	27.5x	17.9x

Top Ten Gainers	Close Price (BDT)	Δ%	Turnover (BDT Mn)	PE	PB
SPCERAMICS	16.6	+12.9%	29.4	114.0x	0.6x
HWAWELLTEX	37.5	+11.3%	1.4	15.6x	NM
KBPPWBIL	8.6	+10.3%	12.1	NM	0.7x
MIRACLEIND	20.9	+10.0%	7.9	NM	0.6x
ISNLTD	39.9	+9.9%	10.1	91.0x	3.2x
KTL	12.2	+9.9%	22.0	5.2x	1.1x
PENINSULA	22.4	+9.8%	38.6	60.5x	0.7x
SAPORTL	21.3	+9.8%	6.2	30.1x	0.6x
AOL	27.1	+9.7%	2.2	19.6x	1.6x
NEWLINE	14.7	+9.7%	56.5	10.6x	0.6x

Top Twenty Free Float Mcap	Free Float Mcap (BDT Mn)	% of Total Free Float Mcap	PE	PB
SQURPHARMA	109,593	8.6%	12.5x	2.2x
BATBC	51,724	4.1%	17.0x	5.2x
RENATA	50,671	4.0%	25.9x	4.8x
GP	44,519	3.5%	12.5x	10.5x
BXPBARMA	41,649	3.3%	14.0x	1.6x
BRACBANK	30,654	2.4%	15.3x	1.2x
OLYMPIC	25,822	2.0%	17.7x	4.3x
ISLAMIBANK	20,472	1.6%	8.0x	0.7x
EBL	20,121	1.6%	7.2x	1.0x
CITYBANK	18,169	1.4%	8.1x	0.9x
PUBALIBANK	17,119	1.4%	17.6x	0.8x
LHBL	16,121	1.3%	22.1x	2.7x
UPGDCL	16,089	1.3%	22.4x	5.7x
SUMITPOWER	15,649	1.2%	7.7x	1.3x
NBL	15,028	1.2%	5.4x	0.4x
BEXIMCO	14,835	1.2%	19.6x	0.3x
BEACONPHAR	13,631	1.1%	51.1x	4.2x
PRIMEBANK	11,620	0.9%	16.6x	0.7x
ALARABANK	11,142	0.9%	5.3x	0.8x
UCB	10,961	0.9%	6.4x	0.5x

Most Traded Share	Close Price (BDT)	Δ%	Turnover (BDT Mn)	PE	PB
BXPBARMA	118.3	+0.9%	633.0	14.0x	1.6x
PARAMOUNT	138.0	-0.8%	356.6	37.7x	5.5x
PROVATIINS	69.5	-3.7%	356.1	27.3x	3.5x
GLOBALINS	57.1	-9.9%	297.1	49.5x	4.3x
EIL	40.5	-9.4%	258.9	40.7x	3.7x
PIONEERINS	85.4	-9.1%	240.5	11.5x	1.8x
BEXIMCO	21.2	+6.5%	206.8	19.6x	0.3x
ASIAINS	78.1	+2.8%	203.4	46.2x	3.8x
ASIAPACINS	73.0	+2.0%	181.7	37.1x	3.4x
UPGDCL	305.3	+5.7%	165.9	22.4x	5.7x

Top Ten Losers	Close Price (BDT)	Δ%	Turnover (BDT Mn)	PE	PB
KARNAPHULI	33.4	-10.0%	42.0	28.7x	1.8x
GLOBALINS	57.1	-9.9%	297.1	49.5x	4.3x
NITOLINS	56.2	-9.9%	75.6	9.7x	2.0x
ISLAMIINS	40.0	-9.9%	58.3	25.3x	2.7x
NORTHRNINS	37.3	-9.9%	101.3	22.3x	1.8x
JANATAINS	34.6	-9.9%	53.8	128.1x	2.3x
EASTLAND	38.6	-9.8%	137.8	30.5x	2.0x
SANDHANINS	33.1	-9.8%	144.5	NM	NM
UNITEDINS	52.5	-9.8%	16.2	22.5x	1.5x
INTECH	38.7	-9.8%	28.1	17.5x	3.6x

Block Trade	Maximum Price (BDT)	Minimum Price (BDT)	Turnover (BDT Mn)	Quantity ('000)	No. of
ANWARGALV	138	138	2.2	16	1
ASIAINS	72	72	1.0	14	2
ASIAPACINS	72	70	30.4	434	3
BDFINANCE	23	23	2.3	100	1
BEXIMCO	24	24	2.6	110	1
BNICL	42.5	42.5	4.7	112	1
BSCCL	138	138	2.6	19	1
BXPBARMA	119	119	1.2	10	1
CONTININS	51	51	0.5	10	1
DBH	89	85.1	2.2	25	3

Block Trade	Maximum Price (BDT)	Minimum Price (BDT)	Turnover (BDT Mn)	Quantity ('000)	No. of Trade
EASTLAND	38.6	38.6	2.8	72	2
FEDERALINS	26.8	26.8	36.3	1,354	1
GLOBALINS	61	61	1.1	18	1
GQBALLPEN	221	221	2.4	11	1
IFIC	10.5	10.5	2.1	200	1
LANKABAFIN	23.3	23.3	3.1	132	1
MJLBD	80.3	80.3	4.0	50	1
MLDYEING	50	50	0.5	10	1
PARAMOUNT	147	138	13.8	100	3
PIONEERINS	96.5	96.5	5.2	54	1
PRIMEBANK	16.7	16.7	5.0	300	1
PTL	67	67	2.5	37	1
SAIHAMCOT	16	16	2.3	143	1
SAMATALETH	106	106	0.7	7	1
SKTRIMS	54.8	51.8	6.1	115	11
SQURPHARMA	198.5	198.5	1.0	5	1
SSSTEEL	14.6	14.3	1.3	90	2
UPGDCL	298	298	14.9	50	1
UTTARABANK	25.7	25.7	12.6	492	1
<b>Total</b>			<b>167.5</b>		<b>48</b>

**Important DSE News**
**STANCERAM**

The Board of Directors has recommended 1% cash dividend to the Public Shareholders only other than Sponsors and Directors for the year ended on June 30, 2020. Date of AGM: 24.12.2020, Time: 11:30 AM, Venue: Digital Platform Record Date: 18.11.2020. Total amount of dividend of Public Shareholders is Tk. 448,989.80 whereas total shareholders of the company is 64,60,650 numbers. The Company has also reported EPS of Tk. (6.32), NAV per share of Tk. 9.56 and NOCFPS of Tk. 0.56 for the year ended on June 30, 2020 as against Tk. 1.56, Tk. 16.37 and Tk. 1.45 respectively for the same period of the previous year. The Company has informed that EPS for the year 2020 is decreased due to the factory has been partially laid off for two months for rebuilding old Glost Kilin and others. Again, factory was closed down for more than two months due to Covid 19.

**ARAMIT**

The Board of Directors recommended 50% Cash dividend for the year ended on June 30, 2020. Date of AGM: 22.12.2020, Time: 10.00 AM, Venue: Digital Platform. Record date: 25.11.2020. The Company has also reported EPS of Tk. 3.36, NAV per share of Tk. 137.66 and NOCFPS of Tk. 16.65 for the year ended on June 30, 2020 as against Tk. 3.27, Tk. 145.79 and Tk. 7.63 respectively for the same period of the previous year.

**KPPL**

The Board of Directors has recommended 0.25% cash dividend from retained profit for General Shareholders (excluding Sponsors & Directors) for the year ended on June 30, 2020. Date of AGM: 31.12.2020, Time: 10:00 AM, Venue: Corporate Office: Khulna Mongla Road, Katakhal, Shambagath, Lockpur, Fakhirhat, Bagerhat. Record Date: 25.11.2020. Director & Sponsor Total Shares 290,40,000. The amount to the General Shareholders as dividend is Tk. 11,00,000. The Company has also reported EPS of Tk. (0.36), NAV per share of Tk. 11.91 and NOCFPS of Tk. 0.73 for the year ended on June 30, 2020 as against Tk. (2.34), Tk. 12.33 and Tk. (0.41) respectively for the same period of the previous year.

The auditor of the Khulna Printing & Packaging Limited has given the "Qualified Opinion" & "Emphasis of Matter" paragraphs in the Auditor's Report for the year ended on 30 June 2020. In this regard, we may disseminate the following news through our online trading system: Qualified Opinion: a) As referred in note # 8.00 to the financial statements, the company reported goods in transit of Tk. 180,549,693. The management has certified that these goods were imported through various L/C. The realization of the value of these goods in transit is subject to uncertainty due to long gap which would result in write-off of its recorded amount to realizable value. From a long time, goods in transit of Tk. 14,72,09,845 was locked by customs. Now these goods in transit are in under process of auction but which value is uncertain. b) As disclosed in note # 9.00 in the financial statements, trade receivables of Tk. 324,576,541 were reported as on 30 June 2020. The company stated that the amount of trade receivables is considered good and will be fully realizable within the next 12 months. The age of some portion of these trade debtors falls below six months and the rest over six months. No provision has been made for doubtful or bad debts. Though some portion of these may be realizable after such long gap as management believes. The recoverability of these long outstanding balances is still doubtful against which provision for doubtful debt should have been recognized in the financial statements. Emphasis of Matter: a. As disclosed in Note # 7 and 3.7 to the financial statements, Inventories were carried at Tk 46,86,02,262 in the statement of financial position as on 30 June 2020. Physical inventory count was taken as on 30 June 2020 by the management. The Company stated that inventory was valued at the lower of cost and net realization value. Due to COVID-19 we also could not verify the quality of Inventory records. b. As described in Note # 17 to the financial statements, the Company has classified loans in the form of B/L (Bad or Loss) of Tk. 22,965,528 under various credit facilities from Al-Arafah Islami Bank Ltd and also reported that this loan carries 13% to 14% interest which is non-compliance of Bangladesh Bank Circular no-BPRD Circular No-03, Dated 24 February, 2020 may be refix as per Bangladesh Bank circular.

**BDAUTOCA**

The Board of Directors has recommended 3% cash dividend for the year ended on June 30, 2020. Date of AGM: 20.12.2020, Time: 11:00 AM, Venue: Digital Platform. Record date: 18.11.2020. The Company has also reported EPS of Tk. 0.34, NAV per share of Tk. 6.79 and NOCFPS of Tk. (0.05) for the year ended on June 30, 2020 as against Tk. 1.53, Tk. 7.44 and Tk. 2.27 respectively for the same period of the previous year.

**PDL**

The Board of Directors has recommended 10% stock dividend for the year ended on June 30, 2020. Date of AGM: 15.12.2020, Time: 11:00 AM, Venue: Digital Platform; Record Date: 19.11.2020. The Company has also reported EPS of Tk. 0.54, NAV per share of Tk. 14.64 and NOCFPS of

**Upcoming Corporate Events**

DSE Ticker	Right Share	Dividend		Event	Date
		Stock	Cash		
BDTHAI	-	3.0%	3.0%	Record Date	01-Nov-20
ACMELAB	-	0.0%	25.0%	Record Date	10-Nov-20
FEKDIL	-	2.0%	3.0%	Record Date	12-Nov-20
SUMITPOWER	-	0.0%	20.0%	Record Date	15-Nov-20
ENVOYTEX	-	0.0%	5.0%	Record Date	15-Nov-20
BSRMSTEEL	-	0.0%	15.0%	Record Date	15-Nov-20

**Upcoming IPOs**

Company Name	Event	Opening Date	Closing Date
Index Agro Industries	Bidding	01-11-20	04-11-20
Crystal Insurance	Subscription	10-11-20	16-11-20

**Disclaimer:** This report has been prepared by BRAC EPL Stock Brokerage Ltd and is provided for information purposes. It is not, under any circumstances, to be used or considered as an offer to sell, or a solicitation of any offer to buy. Reasonable care has been taken to ensure that the information is not untrue and misleading. BRAC EPL Stock Brokerage Ltd makes no representation or warranty as to the accuracy or completeness of such information. All opinions and estimates included in this report constitute our judgment as of this date and are subject to change without notice.

Tk. 0.18 for the year ended on June 30, 2020 as against Tk. 1.30, Tk. 16.08 and Tk. 1.47 respectively for the same period of the previous year. EPS and NOCFPS are decreased due to during the year overall impacted company business for Covid 19 Pandemics. The Company has also informed that i) Retained amount of bonus share is to be used as capital further business expansion as well as working capital. ii) Bonus share is declared out of accumulated profit. iii) Bonus share is not declared from capital reserve or revaluation reserve or any unrealized gain or out of profit earned prior to incorporation of the Company or through reduce paid up capital or through doing anything so that the post dividend retained earnings become negative or a debit balance.

#### ETL

The Board of Directors has recommended 5% Stock dividend for the year ended on June 30, 2020. Date of AGM: 14.12.2020, Time: 3PM and Venue: Digital Platform. Record Date: 23.11.2020. The Company has also reported Consolidated EPS of Tk. 0.20, Consolidated NAV per share of Tk. 13.52 and Consolidated NOCFPS of Tk. 3.03 for the year ended on June 30, 2020 as against Tk. 1.08, Tk. 14.84 and Tk. 2.49 respectively for the same period of the previous year. The Company also informed that: a) Retained amount of bonus share is to be used as capital for further business expansion, b) Bonus share is declared out of accumulated profit and c) Bonus shares is not declared from capital reserve of revaluation reserve or any unrealized gain or out of profit earned prior to incorporation of the Company or through reducing Paid up Capital or through doing anything so that the Post Dividend Retained Earnings become negative or a debit balance

#### RANFOUNDRY

The Board of Directors has recommended 23% cash dividend for the year ended on June 30, 2020. Date of AGM: 24.12.2020, Time: 10:30 AM, Venue: Digital Platform. Record Date: 19.11.2020. The Company has also reported EPS of Tk. 3.11, NAV per share of Tk. 27.73 and NOCFPS of Tk. 7.77 for the year ended on June 30, 2020 as against Tk. 3.91, Tk. 26.92 and Tk. 3.60 respectively for the same period of the previous year.

#### ADVENT

The Board of Directors has recommended 10% stock dividend for the year ended on June 30, 2020. Date of AGM: 17.12.2020, Time: 11:00 AM, Venue: Digital Platform Record Date: 19.11.2020. The Company has also reported EPS of Tk. 1.41, NAV per share of Tk. 13.50 and NOCFPS of Tk. 2.05 for the year ended on June 30, 2020 as against Tk. 1.91, Tk. 13.50 and Tk. 2.46 respectively for the same period of the previous year. The company also has informed that the company is a Veterinary medicine producer, due to Covid 19 effect sales have decreased and raw materials price has increased, spending substantial amount of money for new product development. For those reasons EPS and NOCFPS has decreased. The Company has also informed that i) Bonus Shares has been recommended in view to utilize its retained amount as capital for further business expansion (Fixed asset acquire and working capital). ii) Bonus shares is declared out of accumulated profit. iii) Bonus shares is not declared from capital reserve or revaluation reserve or any unrealized gain or out of profit earned prior to incorporation of the company or through reducing paid up capital or through doing anything so that the post-dividend retained earnings become negative or a debit balance.

#### GENEXIL

The Board of Directors has recommended 10% cash and 10% stock dividend for the year ended on June 30, 2020. The company also called an EGM for increase the Authorized Capital of the company. Date of EGM and AGM: 30.12.2020, Time: 2 PM and 3 PM respectively, Venue: Digital Platform, Record Date for EGM and AGM: 17.11.2020. The Company has also reported EPS of Tk. 3.42, NAV per share of Tk. 17.50 and NOCFPS of Tk. 4.26 for the year ended on June 30, 2020 as against Tk. 2.08, Tk. 16.70 and Tk. 4.57 respectively for the same period of the previous year. The reasons for declaration of stock dividend: a) Retained amount of Bonus shares is to be used as capital for further business expansion as well as working capital, b) Bonus shares is declared out of accumulated c) Bonus shares is not declared from Capital Reserve or Revaluation Reserve or

any unrealized Gain or out of Profit earned prior to incorporation of the Company or through reducing Paid up Capital or through doing anything so that the post Dividend Retained Earnings become negative or a debit balance.

#### IFADAUTOS

The Board of Directors has recommended 9% cash dividend for shareholders (excluding Sponsors/Directors) and 2% Bonus share for all for the year ended on June 30, 2020. The Sponsors shareholders hold 15,56,68,330 shares out of total 24,79,90,600 shares of the Company and general shareholders will get cash dividend of Tk. 83,090,043.00 only (including tax amount on dividend). Date of AGM: 19.12.2020, Time:12:00 noon venue: Digital Platform. Record Date: 22.11.2020. The Company has also reported EPS of Tk. 0.9271, NAV per share of Tk. 39.73 and NOCFPS of Tk. (7.68) for the year ended on June 30, 2020 as against Tk. 4.59, Tk. 39.18 and Tk. (10.51) respectively for the same period of the previous year.

#### AZIZPIPES

The Board of Directors has recommended 1% Cash dividend (excluding Sponsor) for the year ended on June 30, 2020. Date of AGM: 15.12.2020, Time: 11:00 AM, Venue: Digital Platform. Record Date: 18.11.2020. The Company has also reported EPS of Tk. 0.26, NAV per share of Tk. (14.22) and NOCFPS of Tk. 8.02 for the year ended on June 30, 2020 as against Tk. 0.91, Tk. (13.83) and Tk. 10.51 respectively for the same period of the previous year.

#### DOREENPWR

The Board of Directors has recommended 10% stock dividend for all shareholders and 10% cash for shareholders excluding the Sponsors/Directors for the year ended on June 30, 2020. The Sponsors/Directors hold 87.43 million shares out of total 131.26 million shares of the Company and the cash dividend to be payable to the General shareholders is Tk. 43.83 million. Date of AGM: 28.12.2020, Time: 11:00 AM, Venue: Digital Platform. Record Date: 26.11.2020. The Company has also reported Consolidated EPS of Tk. 6.08, Consolidated NAV per share (with revaluation) of Tk. 44.68, and Consolidated NOCFPS of Tk. 16.63 for the year ended on June 30, 2020 as against Tk. 7.00, Tk. 39.10 and Tk. 6.42 respectively for the same period of the previous year. Reasons for bonus share: i) Bonus shares are issued to retain profit for further investment and retained profit will be used as equity investment in Chandpur Power Generations Limited which is 99.90% owned subsidiary of the company ii) Bonus shares is declared out of accumulated profit. iii) Bonus shares is not declared from capital reserve or revaluation reserve or any unrealized gain or out of profit earned prior to incorporation of the company or through reducing paid up capital or through doing anything so that the post-dividend retained earnings become negative or a debit balance.

The auditor of Doreen Power Generations and Systems Limited has given the following Emphasis of Matter in the audit report of the Company prepared for the year ended on 30 June 2020. Emphasis of Matter: We draw attention to the accompanying note-3.7(a) to the financial statements where the management describes that Workers' Profit Participation Fund (WPPF) provision is not required according to the Bangladesh Labour Act 2006 (amended in 2013) on the ground that Bangladesh Independent Power Producers Association (BIPPA) has made an application to the Ministry of Labour and Employment ("the Ministry") for exemption from the implementation of the required provision of WPPF on 13 March 2017. Hence, the management has decided not to provide any provision for WPPF since 31 March 2017. This is also supported by opinion obtained by the management from external legal counsel. Our opinion is not modified in respect of this matter.

#### VFSTDL

The Board of Directors has recommended 3% cash (excluding Directors) & 3% stock dividend for all shareholders for the year ended on June 30, 2020. Date of AGM: 20.12.2020, Time: 11:00 AM, Venue: Digital

**Disclaimer:** This report has been prepared by BRAC EPL Stock Brokerage Ltd and is provided for information purposes. It is not, under any circumstances, to be used or considered as an offer to sell, or a solicitation of any offer to buy. Reasonable care has been taken to ensure that the information is not untrue and misleading. BRAC EPL Stock Brokerage Ltd makes no representation or warranty as to the accuracy or completeness of such information. All opinions and estimates included in this report constitute our judgment as of this date and are subject to change without notice.

Platform. Record Date: 18.11.2020. The Company has also reported EPS of Tk. 1.49 (adjusted) NAV per share of Tk. 17.93, and NOCFPS of Tk. 0.66 for the year ended on June 30, 2020 as against Tk. 1.96, Tk. 18.68 and Tk. 0.37 respectively for the same period of the previous year. Total Paid up number of shares is 102,504,908, General Shareholders is 70,968,073 shares, Directors are 31,536,835 shares. Taka 21,290,422 as dividend will be paid to General Shareholders Reasons for bonus share: i) Retained amount of bonus share is to be used as capital for further business expansion. ii) Bonus shares is declared out of accumulated profit. iii) Bonus shares is not declared from capital reserve or reval. reserve or any unrealized gain or out of profit earned prior to incorporation of the company or through reducing paid up capital or through doing anything so that the post-dividend retained earnings become negative or a debit balance

The Company has informed that total Paid up shares are 102,504,908 nos. and General Shareholders is 70,968,073 numbers of shares. Directors are holding 31,536,835 nos. of shares (except independent Director). Taka 21,29,422.00 as 3% cash dividend for 70,968,073 number of shares of Taka 10 each payable to the General Shareholders.

#### RINGSHINE

The Board of Directors has recommended 1% stock and 1% cash dividend for the year ended on June 30, 2020. The company has also called an EGM for revise utilization of rest IPO fund. Date of EGM & AGM: 26.12.2020, Time: 10.00 & 10:30 AM respectively, Venue: Will be notified later. Record Date for EGM & AGM : 22.11.2020. The Company has also reported EPS of Tk. 0.29, NAV per share of Tk. 17.39 and NOCFPS of Tk. (0.76) for the year ended on June 30, 2020 as against Tk. 1.72, Tk. 24.88 and Tk. 1.83 respectively for the same period of the previous year. The Company also informed that i) Stock Dividend declared out of accumulated profit. ii) Stock Dividend has been recommended in view to utilize its retained amount as capital for business expansion and working Capital. iii) Stock Dividend is not declared from capital reserve or revaluation reserve or any unrealized gain or out of profit earned prior to incorporation of the Company or through reducing paid up capital or through doing anything so that the post dividend retained earnings balance become negative or a debit balance.

#### DULAMIACOT

The Board of Directors has recommended No dividend for the year ended on June 30, 2020. Date of AGM: 20.12.2020, Time: 11.00 AM, Venue: Digital Platform. Record Date: 19.11.2020. The Company has also reported EPS of Tk. (1.28), NAV per share of Tk. (36.25) and NOCFPS of Tk. 0.33 for the year ended on June 30, 2020 as against Tk. (2.28), Tk. (34.97) and Tk. (0.88) respectively for the same period of the previous year.

#### YPL

The Board of Directors has recommended 1% cash dividend for the year ended on June 30, 2020. Date of AGM: 28.12.2020, Time: 11:00 AM, Venue: Digital Platform; Record Date: 06.12.2020. The Company has also reported EPS of Tk. 0.01, NAV per share of Tk. 11.74 and NOCFPS of Tk. (0.28) for the year ended on June 30, 2020 as against Tk. 0.15 (restated), Tk. 11.73 and Tk. 0.10 respectively for the same period of the previous year. Reason for significant deviation in EPS & NOCFPS: Due to Covid 19 impact on Sales. There will be no price limit on the trading of the shares of the Company on 29.10.2020 for following its corporate declaration, however, as per the BSEC Order No. BSEC/CMRRCD/2001-07/04 dated March 19, 2020, the floor price shall be applicable accordingly.

#### WATACHEM

The Board of Directors has recommended 35% cash dividend for the year ended on June 30, 2020. Date of AGM: 24.12.2020. Time: 10.15 AM, Venue: Digital Platform Record Date: 23.11.2020. The Company has also reported EPS of Tk. 8.05, NAV per share of Tk. 59.02 and NOCFPS of Tk. 6.56 for the year ended on June 30,

2020 as against Tk. 9.31(restated), Tk. 53.48 (restated) and Tk. 11.60 (restated) respectively for the same period of the previous year.

#### NEWLINE

The Board of Directors has recommended 5% cash and 5% stock dividend for the year ended on June 30, 2020. Cash Dividend only for general shareholders. Date of AGM: 24.12.2020, Time: 10:30 AM, Venue: Digital Platform, Record Date: 18.11.2020. The Company has also reported EPS of Tk. 1.14, NAV per share of Tk. 23.83 and NOCFPS of Tk. 1.51 for the year ended on June 30, 2020 as against Tk. 1.12, Tk. 24.55 and Tk. 4.77 respectively for the same period of the previous year. i) Bonus shares has been recommended in view to utilize its retained amount as capital for business expansion. ii) Bonus share is declared out of accumulated profit. iii) Bonus share is not declared from capital reserve or revaluation reserve or any unrealized gain or out of profit earned prior to incorporation of the Company or through reducing paid up capital or through doing anything so that the post dividend retained earnings become negative or a debit balance.

#### KAY&QUE

The Board of Directors has recommended 4% cash dividend for the year ended on June 30, 2020. Date of AGM: 17.12.2020, Time: 11 AM, Venue: Digital Platform. Record Date: 17.11.2020. The Company has also reported EPS of Tk.0.44, NAV per share of Tk. 76.79 and NOCFPS of Tk. 0.85 for the year ended on June 30, 2020 as against Tk. 0.89, Tk. 76.98 and Tk. 2.36 respectively for the same period of the previous year.

#### SIMTEX

The Board of Directors has recommended 5% cash dividend for general shareholders (excluding Sponsors/Directors). The Sponsors/Directors hold 24,427,829 shares out of total 79,595,381 shares of the Company and the cash dividend to be payable to the General shareholders of Tk. 27,583,776.00 Date of AGM: 24.12.2020, Time: 11.00 AM. Venue: Digital Platform. Record Date: 25.11.2020. The Company has also reported EPS of Tk. 0.56, NAV per share of Tk. 21.00 and NOCFPS of Tk. (0.98) for the year ended on June 30, 2020 as against Tk. 1.91, Tk. 22.09 and Tk. 2.19 respectively for the same period of the previous year. The Company also has informed that the EPS has been decreased due to worldwide effect of covid 19 effect.

#### MONNOSTAF

The Board of Directors has recommended 10% cash and 10% stock dividend for the year ended on June 30, 2020. Date of AGM: 28.12.2020, Time: 10:00 AM, Venue: Digital Platform. Record Date: 19.11.2020. The Company has also reported EPS of Tk. 2.12, NAV per share of Tk. 14.28 and NOCFPS of Tk. 1.07 for the year ended on June 30, 2020 as against Tk. 2.29 (restated), Tk. 12.16 (restated) and Tk. 9.22 (restated) respectively for the same period of the previous year. The Company has earned net profit and Current Assets has increased during the year, as a result, Net Asset Value (NAV) Per Share increased from the last year. Sales Revenue of the Company has decreased due to pandemic COVID-19 situation, as such, the Net Profit after Tax has decreased. Therefore, the Earning Per Share (EPS) has decreased from the last year. Cash Flow of the Company has decreased due to cash receipts from customer has decreased from the last year. Therefore, Net Operating Cash Flow (NOCF) Per Share has decreased. The Company also informed that i) The Bonus shares will be entitled to modernization and utilization of such retained amount as capital of the company. ii) The bonus Share is declared out of accumulated Profit. iii) We have not declared from capital reserved or revaluation reserved or any unrealized gain.

#### QUEENSOUTH

The Board of Directors has recommended 8% cash dividend for general public shareholders excluding the Sponsors & Directors and 8% stock dividend for all shareholders for the year ended on June 30, 2020. The Sponsors & Directors hold 64,514,344 shares and foreign & general shareholders hold 56,667,156 shares of

**Disclaimer:** This report has been prepared by BRAC EPL Stock Brokerage Ltd and is provided for information purposes. It is not, under any circumstances, to be used or considered as an offer to sell, or a solicitation of any offer to buy. Reasonable care has been taken to ensure that the information is not untrue and misleading. BRAC EPL Stock Brokerage Ltd makes no representation or warranty as to the accuracy or completeness of such information. All opinions and estimates included in this report constitute our judgment as of this date and are subject to change without notice.

the Company. General shareholders will get total Tk. 4,53,37,248.00. Date of AGM: 28.12.2020, Time and Venue will be notified later. Record Date: 26.11.2020. The Company has also reported EPS of Tk. 0.96, NAV per share of Tk. 16.62, and NOCFPS of Tk. 0.43 for the year ended on June 30, 2020 as against Tk. 1.64, Tk. 17.62 and Tk. 0.42 respectively for the same period of the previous year. The Company also informed that 1. Bonus shares has been recommended in view to utilize its retained amount as capital for business expansion as well as working capital 2. Bonus shares is declared out of accumulated profit 3. Bonus shares are not declared from capital reserve or revaluation reserve or any unrealized gain or out of profit earned prior to incorporation of the Company or through reducing paid up capital or through doing anything so that the post dividend retained earnings become negative or a debit balance. The Company has also informed that IPO proceeds already been used and construction of Automatic Warehouse will be completed by December 31, 2020

#### MONOCERA

The Board of Directors has recommended 5% cash dividend to public shareholders other than Sponsors/Directors and 5% stock dividend for all shareholders for the year ended on June 30, 2020. The Sponsors/Directors hold 2,06,85,913 shares out of total 35,927,922 shares of the Company and the cash dividend to be payable to the public shareholders 1,52,42,008 shares to be payable dividend Tk. 76,21,004.00 (Including Tax). Date of AGM: 28.12.2020, Time: 11:30 AM, Venue: Digital Platform. Record Date: 19.11.2020. The Company has also reported EPS of Tk. 0.50, NAV per share of Tk. 59.50 and NOCFPS of Tk. 0.22 for the year ended on June 30, 2020 as against Tk. 2.02 (restated), Tk. 59.91 (restated) and Tk. 3.05 (restated) respectively for the same period of the previous year current Liabilities of the Company has increased. Therefore, Net Asset Value (NAV) Per Share has decreased from the last year. Sales Revenue of the Company has decreased due to pandemic COVID-19 situation, as such, the Net Profit after Tax has decreased. Therefore, the Earning Per Share (EPS) has decreased from the last year. Cash Flow of the Company has decreased due to Cash receipts from Customers and others have decreased from the last year. Therefore, Net Operating Cash Flow (NOCF) Per Share has decreased. The Company has also informed that i) The Bonus shares will be entitled to modernization and utilization of such retained amount as capital of the company. ii) The bonus Share is declared out of accumulated Profit. iii) We have not declared Bonus shares from capital reserved or revaluation reserved or any unrealized gain.

#### SKTRIMS

The Board of Directors has recommended 15% cash dividend for general shareholders only (other than Sponsors & Directors) for the year ended on June 30, 2020. The Sponsors/Directors hold 2,55,91,863 shares out of total 8,47,00,000 shares of the Company and the cash dividend to be payable to the General shareholders 5,91,08,137 shares to be payable dividend Tk. 8,86,62,206.00. Date of AGM: 24.12.2020, Time: 10:00 AM, Venue: Digital Platform. Record date: 26.11.2020. The Company has also reported EPS of Tk. 1.82, NAV per share of Tk. 13.80 and NOCFPS of Tk. 1.87 for the year ended on June 30, 2020 as against Tk. 2.30, Tk. 13.88 and Tk. 1.21 respectively for the same period of the previous year.

#### AZIZPIPES

EPS was Tk. (0.07) for July-September, 2020 as against Tk. 0.22 for July-September, 2019. NOCFPS was Tk. 0.43 for July-September, 2020 as against Tk. 5.30 for July-September, 2019. NAV per share was Tk. (14.28) as on September 30, 2020 and Tk. (14.22) as on June 30, 2020.

#### IFADAUTOS

(Q1 Un-audited): EPS was Tk. 0.70 for July-September, 2020 as against Tk. 0.51 for July-September, 2019; NOCFPS was Tk. 0.21 for July-September, 2020 as against Tk. (1.21) for July-September, 2019. NAV per share was Tk. 40.43 as on September 30, 2020 and Tk. 39.73 as on June 30, 2020.

#### SHYAMPSUG

(Q1 Un-audited): EPS was Tk. (25.15) for July-September, 2020 as against Tk. (23.31) for July-September, 2019; NOCFPS was Tk. (0.43) for July-September, 2020 as against Tk. (22.93) for July-September, 2019. NAV per share was Tk. (1014.52) as on September 30, 2020 and Tk. (989.37) as on June 30, 2020.

#### ARAMIT

(Q1 Un-audited): EPS was Tk. 0.67 for July-September, 2020 as against Tk. 0.69 for July-September, 2019. NOCFPS was Tk. (4.30) for July-September, 2020 as against Tk. (3.40) for July-September, 2019. NAV per share was Tk. 143.84 as on September 30, 2020 and Tk. 137.66 as on June 30, 2020.

#### ARAMITCEM

(Q1 Un-audited): EPS was Tk. (1.32) for July-September, 2020 as against Tk. (0.74) for July-September, 2019. NOCFPS was Tk. 3.19 for July-September, 2020 as against Tk. (4.23) for July-September, 2019. NAV per share was Tk. 24.32 as on September 30, 2020 and Tk. 25.63 as on June 30, 2020.

#### UPGDCL

The Board of Directors has recommended 145% cash and 10% stock dividend for the year ended on June 30, 2020. Date of AGM: 20.12.2020, Time: 11:00 AM Venue: Digital Platform. Record Date: 30.11.2020. The Company has also reported Consolidated EPS of Tk. 11.26, Consolidated NAV per share of Tk. 56.64 and Consolidated NOCFPS of Tk. 13.25 for the year ended on June 30, 2020. as against Tk. 14.62, Tk. 57.09 and Tk. 14.67 respectively for the same period of the previous year. The Company also informed that Bonus Share declared will be utilized for resource mobilization and implementation of the acquisition of two power plants Viz United Anwara Power Limited (UAnPL) and United Jamalpur Power Limited (UJPL) and this has been declared out of accumulated profit available for distribution.

#### GHAIL

The Board of Directors has recommended No dividend for the year ended on June 30, 2020. Date of AGM: 24.12.2020, Time: 11:00 AM, Venue: Digital Platform. Record Date: 23.11.2020. The Company has also reported Consolidated EPS of Tk. 0.04, Consolidated NAV per share of Tk. 15.02 and Consolidated NOCFPS of Tk. 0.64 for the year ended on June 30, 2020 as against Tk. 1.93 (restated), Tk. 20.01 (restated) and Tk. 3.32 (restated) respectively for the same period of the previous year.

#### UTTARAFIN

(Q3 Un-audited): EPS was Tk. (1.19) for July-September, 2020 as against Tk. 2.68 for July-September, 2019; EPS was Tk. 1.68 for January-September, 2020 as against Tk. 8.73 for January-September, 2019. NOCFPS was Tk. 12.78 for January-September, 2020 as against Tk. 15.64 for January-September, 2019. NAV per share was Tk. 64.13 as on September 30, 2020 and Tk. 62.45 as on December 31, 2019.

#### MTB

Refer to the earlier news disseminated on 06.07.2020, the company has informed that Bangladesh Bank and BSEC both regulators have approved for issuance of Perpetual bond of BDT 4000 million as additional Tier 1 capital under the provisions of the Securities and Exchange Commission (Private Placement of Debt Securities) Rules, 2012, which was subsequently approved by both the regulators, with inclusion of additional condition of loss absorption features by Central Bank. if the bank's consolidated CET-I ratio falls and remain below 4.50% for consecutive 03 (Three) quarters, then at the end date of the 3rd quarter would be treated as the "Trigger point" or "Trigger date". If the "Trigger point" or Trigger date" occurs, then the shortfall amount to maintain the required consolidated CET-I capital of 4.5%, would be subject to conversion into common equity shares To comply with Bangladesh Bank's approval, the Board of Directors of MTB at its 254th meeting held on October

**Disclaimer:** This report has been prepared by BRAC EPL Stock Brokerage Ltd and is provided for information purposes. It is not , under any circumstances, to be used or considered as an offer to sell, or a solicitation of any offer to buy. Reasonable care has been taken to ensure that the information is not untrue and misleading. BRAC EPL Stock Brokerage Ltd makes no representation or warranty as to the accuracy or completeness of such information. All opinions and estimates included in this report constitute our judgment as of this date and are subject to change without notice.

28, 2020 have recommended to issue perpetual bond of BDT 4,000 million accompanying "conversion" feature in the event of "Trigger point" to raise Additional Tier-I capital subject to approval by the shareholders at the 17th Extraordinary General Meeting (EGM). Details of the EGM are as follows: Record Date: Tuesday, November 17, 2020 Venue of EGM: Virtual (using digital platform) EGM Date and Time: Thursday, December 10, 2020 at 3.00 PM (BST)

**ISLAMIBANK**

Q3 Un-audited): Consolidated EPS was Tk. 0.36 for July-September 2020 as against Tk. 0.14 for July-September 2019; Consolidated EPS was Tk. 2.30 for January-September 2020 as against Tk. 2.19 for January-September 2019. Consolidated NOCFPS was Tk. 60.04 for January-September 2020 as against Tk. 28.88 for January-September 2019. Consolidated NAV per share was Tk. 38.20 as on September 30, 2020 and Tk. 35.67 as on September 30, 2019. The Company also informed that Consolidated NOCFPS was significantly higher than that of previous corresponding period due to positive net cash inflows from operating activities.

**UPGDCL**

(Q1 Un-audited): Consolidated EPS was Tk. 5.55 for July-September 2020 as against Tk. 3.06 for July-September 2019; Consolidated NOCFPS was Tk. 4.14 for July-September 2020 as against Tk. 3.62 for July-September 2019. Consolidated NAV per share was Tk. 62.40 as on September 30, 2020 and Tk. 56.64 as on June 30, 2020. The Company has also informed that UPGDCL acquired 99% shares of United Anwara Power Limited (UAnPL) and United Jamalpur Power Limited (UJPL) with effect from July 01, 2020. UMPL is a 300 MW power plant and UJPL is a 115 MW power plant. Major deviation in consolidated EPS, NOCFPS and NAV from the same period of the previous year is due to the inclusion of Q1 performance of UAnPL and UJPL.

**BANKASIA**

(Q3 Un-audited): Consolidated EPS was Tk. 0.60 for July-September 2020 as against Tk. 0.88 for July-September 2019; Consolidated EPS was Tk. 1.97 for January-September 2020 as against Tk. 1.94 for January-September 2019. Consolidated NOCFPS was Tk. 27.96 for January-September 2020 as against Tk. 15.86 for January-September 2019. Consolidated NAV per share was Tk. 23.02 as on September 30, 2020 and Tk. 21.34 as on September 30, 2019.

**ACIFORMULA**

The Board of Directors has recommended 20% cash dividend for the year ended on June 30, 2020. Date of AGM: 24.12.2020, Time: 10:00 AM, Venue: Digital Platform. Record Date: 01.12.2020. The Company has also reported Consolidated EPS of Tk. 2.06, Consolidated NAV per share of Tk. 53.38 and Consolidated NOCFPS of Tk. 14.52 for the year ended on June 30, 2020 as against Tk. 2.88, Tk. 54.82 and Tk. (5.88) respectively for the same period of the previous year.

**SHASHADNIM**

The Board of Directors has recommended 5% cash and 5% stock dividend for the year ended on June 30, 2020. Date of AGM: 20.12.2020, Time: 10:30 AM, Venue: Digital Platform. Record date: 19.11.2020. The Company has also reported Consolidated EPS of Tk. 2.15, Consolidated NAV per share of Tk. 43.48 and Consolidated NOCFPS of Tk. 3.04 for the year ended on June 30, 2020 as against Tk. 2.91 (restated), Tk. 44.26 (restated) and Tk. 4.30 (restated) respectively for the same period of the previous year. The Company also informed that: i) Bonus share is declared out of accumulated profit. ii) Bonus share is not declared from capital reserve or revaluation reserve or any unrealized gain or out of profit earned prior to incorporation of the Company, or through reducing paid up capital or through doing anything so that the post dividend retained earnings become negative or a debit balance. iii) Bonus shares has been recommended in view to utilize its retained amount for investment and business expansion.

**MLDYEING**

The Board of Directors has recommended 5% cash and 5% stock dividend for the year ended on June 30, 2020. Date of AGM: 29.12.2020, Time: 11:30 AM, Venue: Tepantor Hotel & Resort Hall, Square Master Bari, Jamirdia, Bhaluka, Mymensingh. Record Date: 19.11.2020. The Company has also reported EPS of Tk. 0.91, NAV per share of Tk. 16.39 and NOCFPS of Tk. 1.20 for the year ended on June 30, 2020 as against Tk. 1.03, Tk. 18.30 and Tk. 0.88 respectively for the same period of the previous year. The Company also informed that i) Stock Dividend declared out of accumulated profit. ii) Stock Dividend has been recommended in view to utilize its retained amount as capital for business expansion and working capital. iii) Stock Dividend is not declared from Capital reserve or revaluation reserve or any unrealized gain or out of profit earned prior to incorporation of the Company or through reducing paid up Capital or through doing anything so that the Post Dividend Retained Earnings become negative or a debit balance.

**NFML**

The Board of Directors has recommended 2% cash (without Sponsor) and 8% stock dividend for all shareholders for the year ended on June 30, 2020. The Sponsors hold 26,019,364 shares out of total 85,589,773 shares of the Company and the cash dividend to be payable to the General shareholders is Tk. 1,19,14,081.80. Date of AGM: 15.12.2020, Time: 10:45 AM, Venue: Digital Platform. Record Date: 18.11.2020. The Company has also reported EPS of Tk. 0.17, NAV per share of Tk. 12.76 and NOCFPS of Tk. 0.06 for the year ended on June 30, 2020 as against Tk. 0.15, Tk. 12.71 and Tk. 0.14 respectively for the same period of the previous year. The Company has also informed that i) Bonus shares have been recommended to utilize its retained amount as capital for further business development as well as working capital. ii) Bonus shares are declared out of accumulated profit. iii) Bonus share have not been declared from capital reserve or revaluation reserve or any unrealized gain or out of profit earned prior to incorporation of the Company or through reducing paid up capital or through doing anything so that the post dividend retained earnings become negative or a debit balance.

**APEXSPINN**

The Board of Directors has recommended 15% cash dividend for the year ended on June 30, 2020. Date of AGM: 24.12.2020, Time: 9:30 AM, Venue: Digital Platform. Record date: 18.11.2020. The Company has also reported EPS of Tk. 1.48, NAV per share of Tk. 54.17 and NOCFPS of Tk. 0.66 for the year ended on June 30, 2020 as against Tk. 3.24, Tk. 55.70 and Tk. 20.94 respectively for the same period of the previous year.

**SALVOCHEM**

The Board of Directors has recommended 1% cash dividend for the year ended on June 30, 2020. Date of AGM: 24.12.2020, Time: 10:00 AM, Venue: To be notified later. Record Date: 23.11.2020. The Company has also reported EPS of Tk. 0.30, NAV per share of Tk. 12.46 and NOCFPS of Tk. 0.54 for the year ended on June 30, 2020 as against Tk. 0.61, Tk. 12.15 and Tk. 2.38 respectively for the same period of the previous year.

The Company has informed that the Board of Directors has decided to set up progressive plant of Corn Starch with existing Liquid Glucose unit to grab the huge potential market at food, pharmaceutical, paper and textile industry at Bangladesh. Through implementing the project, the Company will be able to improve the excellence for producing raw material of Liquid Glucose unit at its own plant which will reduce cost of materials as well as unique product for sale. With the new manufacturing units, the Company will produce around 25,000 Metric Ton Corn Starch per year. This project will be cost effective for the Company with the existing business set up

Referring to their earlier news disseminated by DSE on 29.10.2020 regarding Decision to set up progressive plant of Corn Starch, the Company has further informed that with the new manufacturing units, the Company

**Disclaimer:** This report has been prepared by BRAC EPL Stock Brokerage Ltd and is provided for information purposes. It is not, under any circumstances, to be used or considered as an offer to sell, or a solicitation of any offer to buy. Reasonable care has been taken to ensure that the information is not untrue and misleading. BRAC EPL Stock Brokerage Ltd makes no representation or warranty as to the accuracy or completeness of such information. All opinions and estimates included in this report constitute our judgment as of this date and are subject to change without notice.

will produce around 25,000 Metric Ton Corn Starch per year. Total estimated project cost will be BDT 70.00 crore.

**SPCL**

The Board of Directors has recommended 28% cash and 2% stock dividend for the year ended on June 30, 2020. Date of the AGM: 25.01.2021, Time: 10:30 AM, Venue: Digital Platform. Record date: 03.12.2020. The Company has also reported Consolidated EPS of Tk. 4.47, Consolidated NAV per share of Tk. 34.94 and Consolidated NOCFPS of Tk. 2.92 for the year ended on June 30, 2020 as against Tk. 4.23, Tk. 33.22 and Tk. 6.10 respectively for the same period of the previous year. The Company has also informed that i) Bonus Shares has been recommended with the objective to utilize its retained amount as capital for Balancing and Modernization. ii) Bonus shares are declared out of accumulated profit. iii) Bonus shares are not declared from capital reserve or revaluation reserve or any unrealized gain or out of profit earned prior to incorporation of the Company or through reducing paid up capital or through doing anything so that the post-dividend retained earnings become negative or a debit balance.

**ICB**

The Board of Directors has recommended 5% cash and 5% stock dividend for the year ended on June 30, 2020. Date of AGM: 19.12.2020, Time: 10:30 AM, Venue: Digital Platform. Record Date: 22.11.2020. The Corporation has also reported Consolidated EPS of Tk. 0.74, Consolidated NAV per share of Tk. 56.49 and Consolidated NOCFPS of Tk. 1.34 for the year ended on June 30, 2020 as against Tk. 0.78, Tk. 60.13 and Tk. 0.27 respectively for the same period of the previous year. The Corporation has also informed that i) Bonus Shares has been recommended in view to utilize its retained share premium amount as capital for business expansion. ii) Bonus shares are declared out of share premium. iii) Bonus shares are not declared from capital reserve or revaluation reserve or any unrealized gain or out of profit earned prior to incorporation of the company or through reducing paid up capital or through doing anything so that the post-dividend retained earnings become negative or a debit balance

The Corporation has reported Consolidated NAV per share of Tk. 56.80 instated of 56.49 for the year ended on June 30, 2020 as against Tk. 56.08 instated of 60.13 respectively for the same period of the previous year.

**NORTHERN**

The Board of Directors has recommended 5% cash dividend for general shareholders only for the year ended on June 30, 2020. Date of AGM: 27.12.2020, Time: 10:00 AM, Venue: Digital Platform. Record Date: 26.11.2020. The Company has also reported EPS of Tk. 11.33, NAV per share of Tk. 81.66 and NOCFPS of Tk. 8.97 for the year ended on June 30, 2020 as against Tk. 23.29, Tk. 80.33 and Tk. (22.66) respectively for the same period of the previous year. The Company has also informed that EPS of this year negative scenario is resulted as COVID 19 has devastating impact on the export of the Company. NOCFPS increase current year due to payment slower than other time and production had been closed for pandemic in COVID 19 period

Dividend Declaration (Additional Information): The Company has further informed that the Sponsors and Directors hold 3,23,147 shares out of total 21,42,000 shares of the Company and the cash dividend to be payable to the General shareholders is BDT. 1,61,574.00.

**DSHGARME**

The Board of Directors has recommended 3% stock dividend for the year ended on June 30, 2020. Date of AGM: 27.12.2020, Time: 12:15 PM, Venue: Digital Platform. Record date: 18.11.2020. The Company has also reported EPS of Tk. 0.43, NAV per share of Tk. 20.01 and NOCFPS of Tk. (9.58) for the year ended on June 30, 2020. as against Tk. 2.32 (restated), Tk. 19.60 (restated) and Tk. 2.50 (restated) respectively for the same

period of the previous year. The Company has also informed that i) Bonus share is declared out of accumulated profit. ii) Bonus share is not declared from capital reserve or revaluation reserve or any unrealized gain. iii) The amount of bonus shares is not substantiation and is recommended to be used for business operation. The Company has informed that Sales and EPS have been reduced due to COVID 19 pandemic. NOCFPS is negative due to outstanding liabilities paid during the period.

**SAFKOSPINN**

The Board of Directors has recommended No dividend for the year ended on June 30, 2020. Date of AGM: 06.12.2020, Time: 11:30 AM, Venue: Conference Hall of Safko Spinning Mills Ltd. Noyapara, Saihamnagar, Madhabpur, Habiganj. Record Date: 17.11.2020. The Company has also reported EPS of Tk. (5.69), NAV per share of Tk. 21.19 and NOCFPS of Tk. (1.47) for the year ended on June 30, 2020 as against Tk. (0.49), Tk. 17.23 and Tk. 2.29 respectively for the same period of the previous year.

**ARAMITCEM**

The Board of Directors recommended No dividend for the year ended on June 30, 2020. Date of AGM: 22.12.2020, Time: 12:00 noon, Venue: Digital Platform. Record date: 25.11.2020. The Company has also reported EPS of Tk. (6.86), NAV per share of Tk. 25.63 and NOCFPS of Tk. (12.06) for the year ended on June 30, 2020 as against Tk. (5.15), Tk. 0.85 and Tk. (9.23) respectively for the same period of the previous year.

**INTRACO**

The Board of Directors has recommended 5% cash for general shareholders excluding Sponsors & Directors and 5% stock dividend for all shareholders for the year ended on June 30, 2020. The Sponsors & Directors hold 26.55 million shares out of total 86.62 million shares of the Company and the cash dividend to be payable to the General shareholders is Tk. 3,00,34,835.00. Date of AGM: 23.12.2020, Time: 11:30 AM, Venue: Digital Platform. Record Date: 26.11.2020. The Company has also reported Consolidated EPS of Tk. 0.55, Consolidated NAV per share of Tk. 12.28 and Consolidated NOCFPS of Tk. 1.24 for the year ended on June 30, 2020 as against Tk. 1.05, Tk. 12.91 and Tk. 2.01 respectively for the same period of the previous year. The Company has also informed that i) Bonus Shares have been recommended in view to utilize its retained amount as capital for business expansion. ii) Bonus shares are declared out of accumulated profit. iii) Bonus shares are not declared from capital reserve or revaluation reserve or any unrealized gain or out of profit earned prior to incorporation of the Company or through reducing paid up capital or through doing anything so that the post-dividend retained earnings become negative or a debit balance. The Company has also informed that significant deviation on EPS, Net profit and NOCFPS due to COVID 19 issue.

**SHYAMPSUG**

The Board of Directors has recommended No dividend for the year ended on June 30, 2020. Date of AGM: 05.12.2020, Time: 12:00 noon, Venue: Shyampur Sugar Mills Training Complex, Shyampur, Rangpur. Record Date: 18.11.2020. The Company has also reported EPS of Tk. (121.38), NAV per share of Tk. (989.37) and NOCFPS of Tk. (90.61) for the year ended on June 30, 2020 as against Tk. (126.29), Tk. (867.97) and Tk. (108.74) respectively for the same period of the previous year.

**ATCSLGF**

(Q1 Un-audited): EPU was Tk. 0.67 for July-September 2020 as against Tk. (0.09) for July-September 2019; NOCFPU was Tk. (0.24) for July-September 2020 as against Tk. (0.13) for July-September 2019. NAV per unit at market price was Tk. 10.72 as on September 30, 2020 and Tk. 10.06 as on June 30, 2020. NAV per unit at cost price was Tk. 10.75 as on September 30, 2020 and Tk. 10.97 as on June 30, 2020.

**NHFIL**

**Disclaimer:** This report has been prepared by BRAC EPL Stock Brokerage Ltd and is provided for information purposes. It is not, under any circumstances, to be used or considered as an offer to sell, or a solicitation of any offer to buy. Reasonable care has been taken to ensure that the information is not untrue and misleading. BRAC EPL Stock Brokerage Ltd makes no representation or warranty as to the accuracy or completeness of such information. All opinions and estimates included in this report constitute our judgment as of this date and are subject to change without notice.



(Q3 Un-audited): EPS was Tk. 1.33 for July-September 2020 as against Tk. 0.21 for July-September 2019; EPS was Tk. 2.13 for January-September 2020 as against Tk. 1.45 for January-September 2019. NOCFPS was Tk. (7.67) for January-September 2020 as against Tk. (25.83) for January-September 2019. NAV per share was Tk. 18.30 as on September 30, 2020 and Tk. 16.17 as on December 31, 2019. The Company also informed that significant changes in EPS and NOCFPS for following reason: Increased in EPS during third quarter ended on 30 September 2020 due to capital gain and interest income BDT 98,588,789.00 earn from sale of Government Securities and provision back of BDT 19,733,830.00 from loans, advances and investment in share Improvement of cash inflow from operating activities during third quarter ended 2020 was due to increase in cash inflow from customer deposits. Cash inflow from customer deposits increased of BDT 1,666,931,910.00 in the third quarter ended 2020 over third quarter ended 2019. As a result, NOCFPS at the end of 30 September 2020 in Tk. (7.67) as against Tk. (25.83) at the end of 30 September, 2019.

**KPCL**

The Board of Directors has recommended 34% cash dividend for the year ended on June 30, 2020. Date of AGM: 13.12.2020, Time: 11:00 AM, Venue: Digital Platform. Record Date: 18.11.2020. The Company has also reported EPS of Tk. 3.40, NAV per share of Tk. 24.60 and NOCFPS of Tk. 7.03 for the year ended on June 30, 2020 as against Tk. 3.50, Tk. 25.20 and Tk. 6.20 respectively for the same period of the previous year.

**FARCHEM**

The Board of Directors has recommended 1% cash dividend for the year ended on June 30, 2020. Date of AGM: 22.12.2020, Time: 12:30 PM, Venue: Jam Jam Hotel & Resort Hall, Shankerpur, Cumilla. Record Date: 19.11.2020. The Company has also reported EPS of Tk. 0.33 NAV per share of Tk. 13.96 and NOCFPS of Tk. 0.51 for the year ended on June 30, 2020 as against Tk. 0.96, Tk. 15.00 and Tk. 1.28 respectively for the same period of the previous year.

**BXPHERMA**

The Board of Directors has recommended 15% cash and 10% stock dividend for the year ended on June 30, 2020. Date of AGM: 19.12.2020, Time: 10:30 AM, Venue: Digital Platform. Record Date: 25.11.2020. The Company has also reported Consolidated EPS of Tk. 8.67, Consolidated NAV per share of Tk. 80.12 and Consolidated NOCFPS of Tk. 13.67 for the year ended on June 30, 2020 as against Tk. 7.48, Tk. 72.96 and Tk. 7.30 respectively for the same period of the previous year.

**MHSML**

The Board of Directors has recommended 1% cash dividend for the year ended on June 30, 2020. Date of AGM: 27.12.2020, Time: 11:00 AM, Venue: Digital Platform. Record Date: 26.11.2020. The Company has also reported EPS of Tk. (1.19), NAV per share of Tk. 14.01 and NOCFPS of Tk. (7.43) for the year ended on June 30, 2020 as against Tk. (0.95), Tk. 15.20 and Tk. 3.93 respectively for the same period of the previous year.

**BEXIMCO**

The Board of Directors has recommended 5% cash dividend for the year ended on June 30, 2020. Date of AGM: 19.12.2020, Time: 12:30 PM, Venue: Digital Platform. Record Date: 19.12.2020. The Company has also reported EPS of Tk. 0.51, NAV per share of Tk. 69.33 and NOCFPS of Tk. 36.01 for the year ended on June 30, 2020 as against Tk. 1.63, Tk. 69.83 and Tk. (1.11) respectively for the same period of the previous year.

Record Date: November 25, 2020; AGM Date: December 19, 2020 at 12:30 PM; Venue: Digital Platform

**SAIHAMTEX**

The Board of Directors has recommended No dividend for the year ended on June 30, 2020. Date of AGM:

30.12.2020, Time: 02:30 PM, Venue: Digital Platform. Record Date: 19.11.2020. The Company has also reported EPS of Tk. (0.86), NAV per share of Tk. 41.66 and NOCFPS of Tk. 2.22 for the year ended on June 30, 2020 as against Tk. (0.97), Tk. 43.37 and Tk. 1.19 respectively for the same period of the previous year. The Company has also informed that turnover of the company falls drastically due to adverse effect of COVID-19. On the other hand, cost of goods sold and operating expenses have been increased on sales proportionately in compare to last year. As a result, EPS has declined during the year.

**SAIHAMCOT**

The Board of Directors has recommended No dividend for the year ended on June 30, 2020. Date of AGM: 30.12.2020, Time: 11:00 AM, Venue: Digital Platform. Record date: 23.11.2020. The Company has also reported EPS of Tk. (0.64), NAV per share of Tk. 35.97 and NOCFPS of Tk. 0.23 for the year ended on June 30, 2020 as against Tk. 1.14, Tk. 37.50 and Tk. 0.89 respectively for the same period of the previous year. The Company has also informed that due to adverse effect of COVID-19, decrease in sales, increase in financial expenses and increase in percentage of cost of goods sold on sales, EPS has been decreased. Besides this, decrease of collection against sales and increase of financial expenses, NOCFPS has been decreased

**SPCERAMICS**

The Board of Directors has recommended 2% cash dividend for the year ended on June 30, 2020. Date of AGM: 19.12.2020, Time: 11:30 AM, Venue: Digital Platform. Record Date: 25.11.2020. The Company has also reported EPS of Tk. 0.21, NAV per share of Tk. 29.09 and NOCFPS of Tk. 0.92 for the year ended on June 30, 2020 as against Tk. 0.43, Tk. 29.04 and Tk. 0.41 respectively for the same period of the previous year.

**HFL**

The Company has also reported EPS of Tk. 0.42, NAV per share of Tk. 40.04 and NOCFPS of Tk. 0.66 for the year ended on June 30, 2020 as against Tk. 1.25, Tk. 40.11 and Tk. 4.02 respectively for the same period of the previous year.

**APEXFOODS**

The Board of Directors has recommended 15% cash dividend for the year ended on June 30, 2020. Date of AGM: 24.12.2020, Time: 11:00 AM, Venue: Digital Platform. Record date: 18.11.2020. The Company has also reported EPS of Tk. 1.88, NAV per share of Tk. 120.63 and NOCFPS of Tk. 16.66 for the year ended on June 30, 2020 as against Tk. 2.07, Tk. 124.37 and Tk. 24.70 respectively for the same period of the previous year.

**HRTEX**

The Board of Directors has recommended 10% cash dividend for general shareholders other than sponsors shareholders for the year ended on June 30, 2020. The Sponsors/Directors hold 1,29,11,855 shares out of total 2,53,00,000 shares of the Company and the cash dividend to be payable to the General shareholders 1,23,88,145 shares to be payable dividend Tk. 1,23,88,145.00. Date of AGM: 24.01.2021, Time: 11:00 AM, Venue: Digital Platform. Record date: 29.11.2020. The Company has also reported EPS of Tk. 1.11, NAV per share of Tk. 42.78 and NOCFPS of Tk. (7.37) for the year ended on June 30, 2020 as against Tk. 1.84 (restated), Tk. 42.15 (restated) and Tk. (5.88) respectively for the same period of the previous year.

**PTL**

The Board of Directors has recommended 15% cash dividend only for General Shareholders and 5% stock dividend for all Shareholders for the year ended on June 30, 2020. Date of AGM: 12.12.2020, Time: 11:00 AM, Venue: Digital Platform. Record Date: 18.11.2020. The Company has also reported EPS of Tk. 4.46, NAV per share of Tk. 24.26 and NOCFPS of Tk. 4.29 for the year ended on June 30, 2020 as against Tk. 2.79 (restated), Tk. 20.34 (restated) and Tk. 4.04 (restated) respectively for the same period of the previous year.

**Disclaimer:** This report has been prepared by BRAC EPL Stock Brokerage Ltd and is provided for information purposes. It is not , under any circumstances, to be used or considered as an offer to sell, or a solicitation of any offer to buy. Reasonable care has been taken to ensure that the information is not untrue and misleading. BRAC EPL Stock Brokerage Ltd makes no representation or warranty as to the accuracy or completeness of such information. All opinions and estimates included in this report constitute our judgment as of this date and are subject to change without notice.

The Company also informed that: i) Bonus shares has been recommended in view to utilize for business expansion. ii) Bonus shares declared out of accumulated profit, iii) Bonus share is not declared from capital reserve or revaluation reserve or any unrealized gain or out of profit earned prior to incorporation of the Company or through reducing paid up capital or through doing anything so that the post dividend retained earnings become negative or a debit balance

**BXSYNTH**

The Board of Directors has recommended No dividend for the year ended on June 30, 2020. Date of AGM: 19.12.2020, Time: 1:30 PM, Venue: Digital Platform. Record Date: 25.11.2020. The Company has also reported EPS of Tk. (9.20), NAV per share of Tk. (1.40) and NOCFPS of Tk. 2.15 for the year ended on June 30, 2020 as against Tk. (3.46), Tk. 14.13 and Tk. 0.58 respectively for the same period of the previous year.

**HWAWELLTEX**

The Board of Directors has recommended 20% cash dividend for the year ended on June 30, 2020. Date of AGM: 23.12.2020, Time: 10:00 AM, Venue: Digital Platform. Record Date: 25.11.2020. The Company has also reported EPS of Tk. 2.31, NAV per share of Tk. 30.52 and NOCFPS of Tk. 3.81 for the year ended on June 30, 2020 as against Tk. 2.53, Tk. 29.88 and Tk. 3.80 respectively for the same period of the previous year.

**TOSRIFA**

The Board of Directors has recommended No dividend for the year ended on June 30, 2020. Date of AGM: 24.12.2020, Time: 11:00 AM, Venue: Digital Platform. Record Date: 19.11.2020. The Company has also reported EPS of Tk. (2.87), NAV per share of Tk. 28.71 and NOCFPS of Tk. 0.11 for the year ended on June 30, 2020 as against Tk. 0.12, Tk. 31.68 and Tk. (0.88) respectively for the same period of the previous year.

**NLI1STMF**

(Q1 Un-audited): EPU was Tk. 1.48 for July-September 2020 as against Tk. 0.27 for July-September 2019; NOCFPU was Tk. 0.19 for July-September 2020 as against Tk. 0.30 for July-September 2019. NAV per unit at market price was Tk. 13.14 as on September 30, 2020 and Tk. 11.22 as on June 30, 2020. NAV per unit at cost price was Tk. 12.20 as on September 30, 2020 and Tk. 12.50 as on June 30, 2020.

**PROVATIINS**

(Q3 Un-audited): EPS was Tk. 0.58 for July-September 2020 as against Tk. 0.53 for July-September, 2019; EPS was Tk. 1.67 for January-September, 2020 as against Tk. 1.47 for January-September, 2019. NOCFPS was Tk. 4.82 for January-September 2020 as against Tk. 1.02 for January-September, 2019. NAV per share was Tk. 20.77 as on September 30, 2020 and Tk. 18.03 as on September 30, 2019.

**SEBL1STMF**

(Q1 Un-audited): EPU was Tk. 1.47 for July-September 2020 as against Tk. 0.23 for July-September 2019; NOCFPU was Tk. 0.18 for July-September 2020 as against Tk. 0.30 for July-September 2019. NAV per unit at market price was Tk. 12.48 as on September 30, 2020 and Tk. 10.50 as on June 30, 2020. NAV per unit at cost price was Tk. 11.67 as on September 30, 2020 and Tk. 11.77 as on June 30, 2020.

**BRACBANK**

(Q3 Un-audited): Consolidated EPS was Tk. 1.13 for July-September 2020 as against Tk. 0.64 for July-September 2019; Consolidated EPS was Tk. 2.01 for January-September 2020 as against Tk. 2.52 for January-September 2019. Consolidated NOCFPS was Tk. 23.06 for January-September 2020 as against Tk. 12.23 for January-September 2019. Consolidated NAV per share was Tk. 33.81 as on September 30, 2020 and Tk. 29.14 as on September 30, 2020.

**GLOBALINS**

(Q2 Un-audited): EPS was Tk. 0.04 for April-June 2020 as against Tk. 0.025 for April-June 2019; EPS was Tk. 1.01 for January-June 2020 as against Tk. 0.57 January-June 2019. NOCFPS was Tk. 2.12 for January-June 2020 as against Tk. 0.84 for January-June 2019. NAV per share was Tk. 13.29 as on June 30, 2020 and Tk. 12.41 as on June 30, 2019.

(Correction): (Q2 Audited): EPS was Tk. (0.04) instead of 0.04 for April-June 2020. All other information remains unchanged.

(Q3 Un-audited): EPS was Tk. 0.044 for July-September, 2020 as against Tk. 0.079 for July-September, 2019; EPS was Tk. 1.06 for January-September, 2020 as against Tk. 0.62 for January-September, 2019. NOCFPS was Tk. 2.90 for January-September, 2020 as against Tk. 1.35 for January-September, 2019. NAV per share was Tk. 13.33 as on September 30, 2020 and Tk. 11.89 as on September 30, 2019.

**SUNLIFEINS**

(Q3 Un-audited): Increase in life revenue account for July-September, 2020 was Tk. 6.13 million as against decrease in Tk. 14.75 million for July-September, 2019. Whereas decrease in life revenue account for January-September, 2020 was Tk. 102.08 million with total life insurance fund of Tk. 1,819.37 million as against decrease in Tk. 96.16 million and Tk. 2,312.44 million respectively for the same period of the previous year.

**PUBALIBANK**

(Q3 Un-audited): Consolidated EPS was Tk. 1.50 for July-September 2020 as against Tk. 0.56 for July-September 2019; Consolidated EPS was Tk. 2.94 for January-September 2020 as against Tk. 2.72 for January-September 2019. Consolidated NOCFPS was Tk. 1.64 for January-September 2020 as against Tk. 1.99 for January-September 2019. Consolidated NAV per share was Tk. 33.07 as on September 30, 2020 and Tk. 28.21 as on September 30, 2019.

**PRIMEBANK**

(Q3 Un-audited): Consolidated EPS was Tk. 0.45 for July-September 2020 as against Tk. 0.44 for July-September 2019; Consolidated EPS was Tk. 0.93 for January-September 2020 as against Tk. 1.34 for January-September 2019. Consolidated NOCFPS was Tk. (1.37) for January-September 2020 as against Tk. (1.98) for January-September 2019. Consolidated NAV per share was Tk. 23.33 as on September 30, 2020 and Tk. 23.25 as on September 30, 2019.

**EASTLAND**

(Q3 Un-audited): EPS was Tk. 0.18 for July-September 2020 as against Tk. 0.35 for July-September 2019; EPS was Tk. 0.93 for January-September 2020 as against Tk. 1.25 for January-September 2019. NOCFPS was Tk. 0.37 for January-September 2020 as against Tk. 0.43 for January-September 2019. NAV per share (Investment shown at fair value) was Tk. 20.96 as on September 30, 2020 and Tk. 20.86 as on September 30, 2019.

**ASIAINS**

(Q3 Un-audited): EPS was Tk. 1.65 for July-September, 2020 as against Tk. 0.44 for July-September, 2019; EPS was Tk. 2.69 for January-September, 2020 as against Tk. 1.38 for January-September, 2020. NOCFPS was Tk. 4.88 for January-September, 2020 as against Tk. 2.71 for January-September, 2019. NAV per share was Tk. 22.08 as on September 30, 2020 and Tk. 19.35 as on September 30, 2019.

**NBL**

**Disclaimer:** This report has been prepared by BRAC EPL Stock Brokerage Ltd and is provided for information purposes. It is not, under any circumstances, to be used or considered as an offer to sell, or a solicitation of any offer to buy. Reasonable care has been taken to ensure that the information is not untrue and misleading. BRAC EPL Stock Brokerage Ltd makes no representation or warranty as to the accuracy or completeness of such information. All opinions and estimates included in this report constitute our judgment as of this date and are subject to change without notice.

(Q3 Un-audited): Consolidated EPS was Tk. 0.10 for July-September 2020 as against Tk. 0.27 for July-September 2019; Consolidated EPS was Tk. 0.47 for January-September 2020 as against Tk. 0.65 for January-September 2019. Consolidated NOCFPS was Tk. (0.59) for January-September 2020 as against Tk. (0.32) for January-September 2019. Consolidated NAV per share was Tk. 17.35 as on September 30, 2020 and Tk. 15.89 as on September 30, 2019.

**RECKITT BEN**

(Q3 Un-audited): EPS was Tk. 33.93 for July-September 2020 as against Tk. 30.68 for July-September 2019; EPS was Tk. 91.44 for January-September 2020 as against Tk. 67.96 for January-September 2019. NOCFPS was Tk. 260.10 for January-September 2020 as against Tk. 130.21 for January-September 2019. NAV per share was Tk. 109.08 as on September 30, 2020 and Tk. 79.58 as on September 30, 2019.

**SHAHJABANK**

(Q3 Un-audited): Consolidated EPS was Tk. 0.49 for July-September 2020 as against Tk. 0.28 for July-September 2019; Consolidated EPS was Tk. 1.54 for January-September 2020 as against Tk. 1.35 for January-September 2019. Consolidated NOCFPS was Tk. 13.55 for January-September 2020 as against Tk. 9.70 for January-September 2019. Consolidated NAV per share was Tk. 17.92 as on September 30, 2020 and Tk. 16.51 as on September 30, 2019.

**NITOLINS**

(Q3 Un-audited): EPS was Tk. 0.55 for July-September 2020 as against Tk. 0.57 for July-September 2019; EPS was Tk. 2.10 for January-September 2020 as against Tk. 2.08 for January-September 2019. NOCFPS was Tk. 1.05 for January-September 2020 as against Tk. 2.24 for January-September 2019. NAV per share was Tk. 26.49 as on September 30, 2020 and Tk. 24.75 as on September 30, 2019.

**MIRACLEIND**

(Q2 Un-audited): EPS was Tk. (2.42) for July-December 2019 as against Tk. 0.55 for July-December 2018. NOCFPS was Tk. 8.45 for July-December 2019 as against Tk. 3.00 for July-December 2018. NAV per share was Tk. 34.94 as on December 31, 2019 and Tk. 38.85 as on December 31, 2018.

(Q3 Un-audited): EPS was Tk. (3.16) for July 2019-March 2020 as against Tk. 0.39 for July 2018-March 2019. NOCFPS was Tk. 7.49 for July 2019-March 2020 as against Tk. 5.66 for July 2018-March 2019. NAV per share was Tk. 32.76 as on March 31, 2020 and Tk. 38.85 as on June 30, 2019.

**RELIANCINS**

(Q3 Un-audited): EPS was Tk. 1.66 for July-September, 2020 as against Tk. 0.80 for July-September, 2019; EPS was Tk. 4.14 for January-September, 2020 as against Tk. 3.49 for January-September, 2019. NOCFPS was Tk. 5.68 for January-September, 2020 as against Tk. 5.31 for January-September, 2019. NAV per share was Tk. 57.29 as of September 30, 2020 and Tk. 52.60 as of December 31, 2019.

**BNICL**

(Q3 Un-audited): EPS was Tk. 0.81 for July-September, 2020 as against Tk. 0.45 for July-September, 2019; EPS was Tk. 1.55 for January-September, 2020 as against Tk. 1.37 for January-September, 2019. NOCFPS was Tk. 4.10 for January-September, 2020 as against Tk. 0.44 for January-September, 2019. NAV per share was Tk. 19.40 as on September 30, 2020 and Tk. 19.05 as on December 31, 2019.

**PRIMELIFE**

(Q3 Un-audited): Decrease in consolidated life revenue account for July-September, 2020 was Tk. 244.70

million as against decrease in Tk. 361.86 million for July-September, 2019. Whereas decrease in consolidated life revenue account for Jan- September, 2020 was Tk. 852.96 million with consolidated total life revenue account of Tk. 7,967.31 million as against decrease in Tk. 897.98 million and Tk. 7,911.91 million respectively for the same period of the previous year.

**AZIZPIPES**

The Company has informed that Mr. Abu Taher Mohammad Ahmedur Rahman has been appointed as the Chairman and Mr. Md. Nurul Absar has been appointed as the Managing Director of the Company with effect from October 28, 2020.

**MTB**

(Q3 Un-audited): Consolidated EPS was Tk. 0.21 for July-September 2020 as against Tk. 0.45 for July-September 2019; Consolidated EPS was Tk. 1.68 for January-September 2020 as against Tk. 1.67 for January-September 2019. Consolidated NOCFPS was Tk. 0.67 for January-September 2020 as against Tk. 12.48 for January-September 2019. Consolidated NAV per share was Tk. 23.34 as on September 30, 2020 and Tk. 22.05 as on December 31, 2019. The Company has also informed that NOCFPS is decreased due to reduction of gap between collection of deposit/fund and deployment of fund through advances over the same period of previous year.

**IFADAUTOS**

Dividend Declaration (Additional Information): The Company has further informed that Bonus shares is declared out of profit of the current year. Bonus shares is not declared from capital reserve or revaluation reserve or any unrealized gain or out of profit earned prior to incorporation of the Company or through reducing paid up capital or through doing anything so that the post-dividend retained earnings become negative or a debit balance.

**NATLIFEINS**

Eastern Motors Limited (where Mr. Matiur Rahman and Mr. Mujibur Rahman are Directors of both National Life Insurance Co. Limited and Eastern Motors Limited), has expressed its intention to buy 50,000 shares of the Company at prevailing market price (in the Public Market) through Stock Exchange (DSE) within today, October 29, 2020.

**QUASEMIND**

The Company has informed that Late A. K. M. Mainul Islam, one of the Sponsors of the Company holding of 57,975 (Bonus) Shares and Late Seleena Begum, one of the Sponsors of the Company holding of 53,834 (Bonus) shares will be transmitted to their successors namely Ms. Khadiza Shamim (Sponsor) and Ms. Nafisa Quasem (Director) respectively, by way of succession certificate issued by the Honorable Court and as per the power of attorney.

**AAMRANET**

The auditor of aamra technologies limited has given the following Emphasis of Matter in the audit report of the Company prepared for the year ended on 30 June 2020. Emphasis of Matter: 1. With reference to the note no. 35 of the notes to accounts in the company recognized the fair value of liability under the head of provision for expenses and corresponding asset under advance for inventories and services by discounting them at incremental borrowing rate of 10% for an average period of six months, whereas the settlement of liability for individual contract due date may be more or less than six months. We believe that such misstatements may not be materially misstated. 2.As per labor law 2006 Section 232 the company is required to make provision for WPPF at 5% of disclosed net profit, but the company did not make the provision on the basis of a legal opinion which they have sought from a legal expert and the explanation is disclosed in the note no. 34 of the notes to

**Disclaimer:** This report has been prepared by BRAC EPL Stock Brokerage Ltd and is provided for information purposes. It is not, under any circumstances, to be used or considered as an offer to sell, or a solicitation of any offer to buy. Reasonable care has been taken to ensure that the information is not untrue and misleading. BRAC EPL Stock Brokerage Ltd makes no representation or warranty as to the accuracy or completeness of such information. All opinions and estimates included in this report constitute our judgment as of this date and are subject to change without notice.

the accounts.

**SAVAREFR**

Referring to their earlier news disseminated by DSE on 28.10.2020 regarding Dividend Declaration, the Company has further reported that EPS of Tk. (1.13), NAV per share of Tk. 4.04 and NOCFPS of Tk. (1.39) for the year ended on June 30, 2019.

The auditor of Savar Refractories Limited has given the following "Qualified Opinion" paragraph in the audit report of the Company prepared for the year ended on June 30, 2020. Qualified Opinion: 1. The company did not call AGM since financial year 2016-2017. AS Such, neither the company's financial statements were approved by shareholders through ordinary resolution, nor auditors' appointment for the year June 30, 2017, June 30, 2018, June 30, 2019 nor June 30, 2020 was confirmed by the company's shareholders. However, the board of directors has given their consent to approve the financial statements for the year June 30, 2017, June 30, 2018, June 30, 2019 and June 30, 2020 in the company's board meeting. The board of directors have filled up the casual vacancy of statutory auditors by appointing current auditors for the financial year 2019-2020 in the company's 310th board meeting held on June 11, 2020 even though the current auditors has completed his consecutive three years statutory auditor. The Securities Law and DSE listing regulation, 2015 requires to changes the statutory auditor after exceeding consecutive three years. 2. The accompanying financial statements have been prepared assuming that the company will continue as going concern. The company has been suffering from running operation losses & subsequent net loss since 2013-14 recurring losses from operations poor current ratio (stood 0.38:1) and deficiency of production capacity by 54.40% that raise doubt about its ability to continue as going concern. 3. As per labor act 2006, sec-234, the company must have to pay WPPF liability within 09 months form the accounting year end. The company is carrying forward WPPF liability of taka 729,503 at the year. 4. The advance income taxes of the company included of Tk. 2,477,158 which has previously been adjusted with prior year(s) tax liability, but still it is being carried as advance income tax asset. If such AIT is written off, then NAV of the company will be reduced by that amount and disclosed NAV per share would be Tk.1.10 instead of current disclosed NAV per share of Tk.2.88.

**PTL**

Dividend Declaration (Additional Information): The Company has further informed that the Sponsors/Directors hold 9,00,26,697 shares out of total 147,694,814 shares of the Company and the cash dividend to the public shareholders 5,76,68,117 shares to be payable dividend Tk. 8,65,02,175.50.

**STANDBANKL**

(Q3 Un-audited): Consolidated EPS was Tk. 0.06 for July-September 2020 as against Tk. 0.34 for July-September 2019; Consolidated EPS was Tk. 0.11 for January-September 2020 as against Tk. 0.43 for January-September 2019. Consolidated NOCFPS was Tk. (2.41) for January-September 2020 as against Tk. 7.43 for January-September 2019. Consolidated NAV per share was Tk. 15.87 as on September 30, 2020 and Tk. 16.15 as on December 31, 2019. EPS has significantly decreased due to decrease operating profit. NOCFPS significantly decreased due to decrease deposit and increase advances.

**Disclaimer:** This report has been prepared by BRAC EPL Stock Brokerage Ltd and is provided for information purposes. It is not , under any circumstances, to be used or considered as an offer to sell, or a solicitation of any offer to buy. Reasonable care has been taken to ensure that the information is not untrue and misleading. BRAC EPL Stock Brokerage Ltd makes no representation or warranty as to the accuracy or completeness of such information. All opinions and estimates included in this report constitute our judgment as of this date and are subject to change without notice.